

BMW M6
Gran Coupe



The Ultimate
Driving Machine®



THE BMW M6 GRAN COUPE.





The BMW M6 Gran Coupe

THE ONLY THING IT FOLLOWS IS AMBITION.

- 06 Dynamics**
Instant inspiration.
- 16 Interior**
Precision luxury.
- 20 Driving experience**
An extraordinary encounter.
- 26 M signature design elements**
The most powerful letter in the world.

Technology

INNOVATION IN MOTION.

- 28 M TwinPower Turbo V-8 engine**
M Power performance with optimum efficiency.
- 30 Chassis and brakes**
From the racetrack to the road.
- 32 BMW ConnectedDrive®**
So connected, you're free.

bmwusa.com/M6GranCoupe

Equipment

AS INDIVIDUAL AS YOUR IMAGINATION.

- 36 BMW Individual**
- 38 Exterior and upholstery colors**
- 40 Interior colors and interior trim**
- 42 Equipment features and options**

Overview

THE BMW M6 GRAN COUPE AT A GLANCE.

- 45 Build Your Own**
- 46 Technical data**
- 48 BMW Services**
Exclusive offers for BMW customers.

For exclusive BMW photos, behind-the-scenes videos and the latest BMW news:

 Like us on Facebook®:
[facebook.com/bmwusa](https://www.facebook.com/bmwusa)

 Follow us on Twitter®:
twitter.com/bmwusa

 Find us on YouTube™:
[youtube.com/bmwusa](https://www.youtube.com/bmwusa)

 Follow us on TUMBLR®:
[bmwusa.tumblr.com](https://www.bmwusa.tumblr.com)

Editorial

AN INSATIABLE DRIVE.

The BMW M6 Gran Coupe: a machine by and for those who must go further, faster. Our engineers and designers went beyond where they had ever been before. When you drive the M6, you will too. In this vehicle, the most power that has ever been placed in a BMW waits for your command. When you unleash it on curves, you will gain a sense of control you've never experienced before. You will be able to feel both its precision uniting with its beautifully engineered high performance, and the world unfurling before you. When you step out of it your world will look different, because M6 doesn't just change what it means to be a coupe. It changes what it means to truly drive.

bmwusa.com/M6GranCoupe

Equipment of model shown: BMW M6 Gran Coupe

Engine:	M TwinPower Turbo V-8
Output:	560 hp
Wheels:	20" M Double Spoke (Style 433M) light alloy
Brakes:	M Carbon Ceramic Brakes
Exterior color:	BMW Individual Frozen Silver Metallic
Upholstery:	BMW Individual Canyon Brown Full Merino Leather
Interior trim:	BMW Individual Piano Black

**THE ONLY
THING IT
FOLLOWS IS
AMBITION.**



INSTANT INSPIRATION.



It makes more than an impression. The M6 Gran Coupe embodies supreme performance, striking design and brilliant luxury, all within four doors. It's an entirely new concept of classic M Series sportiness in motion – and moving fast. Its exclusive interior perfectly mirrors the precision of its exterior. The only thing missing from M6, inside or out, is compromise.

The BMW M6 Gran Coupe doesn't make an impression. It makes inspiration.

A NEW SPECIES OF SPORT.




An evolutionary surge. The high-torque, M TwinPower Turbo 4.4-liter V-8 in the M6 Gran Coupe is the most powerful engine ever fitted into a BMW. Its 560 horsepower charges from 0 to 60 mph in 4.1 seconds (or 4.0 seconds, with the additional 15 hp of the exclusive Competition Package¹) and pairs closely with the 7-speed M Double

Clutch Transmission with Launch Control. Every detail, such as the expressive air intakes above the bumper and quad exhaust tips, ripples with motorsport energy. It's amazing to behold – and breathtaking to drive.

¹ BMW AG test results with M Double Clutch Transmission. See pages 46-47 for detailed technical data. BMW urges you to obey all posted speed laws and always wear safety belts.

YOU ONLY NEED ONE LOOK.



A profile in sport. The M6's singular, stretched silhouette is eye-catching, even in the dark. Its lines are the stuff of racetracks. The low roof flows easily into the rear, forming a line that amplifies its contours. You can almost feel the ultra-lightweight high-tech

carbon-fiber roof with your eyes. At high speeds, the 20-inch, M Double Spoke light alloy wheels hypnotize. It's a good thing that one look is enough to appreciate the BMW M6 Gran Coupe – because as it shoots past, one look is all the human eye can get.



Power that speeds your senses. The BMW M6 Gran Coupe's high-revving V-8 power is channeled through its 7-speed M Double Clutch Transmission system with Drivelogic, which allows you to set the speed of gear shifts, from fast to lightning fast. The Active M Differential is constantly adjusting for maximum traction, control and

acceleration. Unparalleled chassis technology, fine-tuned aerodynamics and precision weight balance ensure that absolutely nothing holds the BMW M6 Gran Coupe back. When you experience this kind of power, the rest of the world seems to move in slow motion.



Beyond smart. The interior of the M6 Gran Coupe establishes intelligent control at every moment. The center console, inclined slightly towards you, and the 10.2-inch Control Display provide an overview of all relevant information. The on-board Navigation system is stacked with new processing power. M-specific views

on the full-color Head-up Display serve you with vital information without calling your attention away from the road. Rear- and Top-View Cameras, BMW Night Vision with Pedestrian Detection and other innovations place you in control of the road; effortless Smartphone Integration places you in control of your world.

ENGINEERED TO THE LAST STITCH.



Precision luxury. The M6 Gran Coupe surpasses all expectations about what a sports interior can be, in terms of space and style, the tactile and the intangible. Unmistakably M, the cockpit mirrors the grace and fluidity of the exterior. Below, there is the luxurious feel of supple Merino Leather over supportive Multi-contour seats; above,

the sumptuous look of the Alcantara headliner that follows the roof's curve. Black chrome accents cater to the discriminating eye, while the Bang & Olufsen® High-End Surround Sound System floods the interior with crystal-clear sound. Perhaps the most powerful luxury: the ability to share the astounding drive with three passengers.

A DRIVE YOU CAN FEEL WITH YOUR WHOLE BODY.



An all-pervading thrill. Stepping on the accelerator of the BMW M6 Gran Coupe sends a wave of acceleration surging through its frame – and yours. The finely tuned kinematics of the double-wishbone front axle and the M Dynamic Damper Control unite the M6 Gran Coupe with the road racing beneath. Hydraulic variable-ratio rack-and-pinion steering with M Servotronic function,

and configurable powertrain functions on the center console respond precisely and instantly to your impulses. And when needed, matte gold M Carbon Ceramic brakes bring the dynamic momentum to a gripping stop. Our engineers and designers are relentless. So is the M6 Gran Coupe.



As quickly as the M6 Gran Coupe comes, it disappears: Its sculptural body rushes past, down the road and into the night. The glow of a striking rear brake light that spans the crest of the roof and the M signature quad exhaust tailpipes are the last details

your eyes can grab at. Out of sight perhaps, but definitely not out of mind. You won't be separated long. Your first brush with the M6 Gran Coupe is just the beginning.





Lightweight carbon-fiber roof.

The roof, made from carbon-fiber-reinforced plastic (CFRP) – also simply called carbon fiber – is an extraordinary feature of the BMW M6 Gran Coupe. Its contours guide airflow, improving aerodynamics. This, in itself, is impressive – but the weight savings are even more so. The roof is around 50 percent lighter than steel, thanks to a resin-coated weave of microscopically fine carbon fibers. As a result, the vehicle's center of gravity is lowered, significantly refining driving performance.

Exclusive M design elements.

Making the unique character of the BMW M6 Gran Coupe clear for all to see: the chrome double slats of the grille, the M-specific gill elements with integrated turn indicators, and the aerodynamically optimized M side mirrors.

M leather steering wheel with shift paddles.

Motorsport-style shift paddles directly on the steering wheel allow you to engage all seven gears of the M Double Clutch Transmission without having to lift your foot off the accelerator. Gear shifts take place imperceptibly, within fractions of a second and without any interruption in traction. With two programmable M Drive buttons on the steering wheel, the driving characteristics can also be individually adjusted, from comfortable to thrillingly dynamic.



Competition Package.




The M6 Gran Coupe Competition Package increases the sportiness of this extraordinary vehicle with a power boost of 15 horsepower and even more direct and communicative steering. The suspension level has also been re-engineered to adjust the damping forces and stabilization levels, and the M Dynamic Model (MDM) settings have been further defined.

M-specific interior.
The latest M cockpit technology defines the appearance of the interior. Striking features include the multi-function M leather steering wheel, the M center console with ergonomically arranged controls for different iDrive settings, and the instrument cluster displaying, among other features, the respective M Drive settings. Power-adjustable M Multi-contour seats with lumbar support already promise optimum comfort, which can be enhanced with Active and Ventilation features.




M

THE MOST POWERFUL LETTER IN THE WORLD.



ABSOLUTE POWER.


M TwinPower Turbocharged for faster throttle response. Turbocharging is an effective and efficient technology with one drawback: it takes time under acceleration to build exhaust pressure to spin the turbo. BMW M TwinScroll Turbo technology slashes "turbo lag" by timing the exhaust pulses. Exhaust flows into the turbos from each of two cylinder paths with a 360-degree firing interval. This minimizes interference between exhaust pulses, optimizing energy transfer. What you feel is incredibly crisp throttle response.



The BMW M6 Gran Coupe.


This high-revving M TwinPower Turbo V-8 makes a singularly forceful statement when it comes to performance and acceleration. The numbers speak for themselves: 560 horsepower. A 7000-rpm redline. 4.0 seconds from 0-60.¹ The M6 Gran Coupe fully leverages innovative BMW technology – Double-VANOS continuously variable camshaft timing, High Precision Direct Injection, and Valvetronic individual intake valve control that eliminates the need for a less-efficient throttle plate. An enormous 500 lb-ft of torque is available across a wide engine speed range, with emphatic forward thrust on tap, from just over idle right through to high revs. A double twin-scroll turbocharger, combined with two large intercoolers to cool the engine and intake air, fully exploit the superb pulling power of this high-performance powerplant. The V-8 also sets benchmarks when it comes to the performance-to-fuel consumption ratio. BMW EfficientDynamics features include the energy-saving Auto Start-Stop function that turns off the engine while stopped and then restarts it automatically when you take your foot off the brake. Brake Energy Regeneration recovers energy output from the car's braking and then recycles it to help power the vehicle – one more reason for such exceptional highway mileage for an ultra-high-power car. And then there's the specially tuned M exhaust: an irresistible siren song for driving enthusiasts everywhere.

¹ BMW AG test results with 7-speed M DCT and Competition package (otherwise 0-60 in 4.1 seconds). See pages 46-47 for detailed technical data. BMW urges you to obey all posted speed laws and always wear safety belts.



ENGINEERED TO GO AROUND THE TRACK. OR JUST AROUND THE CORNER.

The BMW M6 Gran Coupe doesn't conform to traditional rules. Instead, it is born of the free-spirited and innovative engineering philosophy of BMW M. This ensures a driving experience that can be configured for the track as easily as an easy drive to the supermarket.



Active M Differential.

The final gear unit connecting the transmission to the drive wheels, the Active M Differential optimizes the M6 Gran Coupe's traction. Electronically controlled, it communicates with the Dynamic Stability Control (DSC) system to ensure intelligent application of engine torque in every driving situation, including high-speed cornering and on variable road surfaces.

M Carbon Ceramic brake system.

Identified by the matte gold-painted brake calipers with M logo, this optional brake system is specially developed for M models. M Carbon Ceramic brakes deliver exceptional performance and are extremely resilient. At the same time, this weight-reduced system impresses with lower unsprung mass, maximum resistance to fade and a long lifespan.

M Dynamic Damper Control.


This system allows you to adjust the shock absorber characteristics based on the driving situation, with your preference of three modes: COMFORT, SPORT and SPORT+.

M Drive.

Two M Drive buttons on the steering wheel allow the driver to configure and save up to six parameters per mode.


M Dynamic Mode.

M Dynamic mode raises the intervention threshold of the Dynamic Stability Control (DSC) system. It allows the optimum use of the M6 Gran Coupe's longitudinal and lateral dynamics potential, intervening only in critical situations.



BMW ConnectedDrive

So connected, you're free.



BMW CONNECTED DRIVE®: CONVENIENCE, INFOTAINMENT AND SAFETY TECHNOLOGIES MEET IN ONE SUITE.

With BMW ConnectedDrive you stay in touch, no matter where you go. Its advanced communications and entertainment features create a network between driver, vehicle and environment, at any time and wherever you are. The following pages present special highlights in the areas of convenience, infotainment and safety. For a comprehensive overview, see bmwusa.com/connecteddrive.



BMW ASSIST eCALL™

Enjoy peace of mind knowing that a friendly response specialist is there to help you 24/7, at the touch of a button. BMW Assist eCall includes Automatic Collision Notification, Emergency Request (SOS button) and Customer Relations.



BMW TELESERVICE.

As you're driving, the intelligent maintenance system, Condition Based Service, constantly monitors your vehicle's service needs. BMW TeleService checks your vehicle's operating fluids and wear items. When any need replacing, it automatically transmits this data and upcoming service needs to your preferred BMW center. Your BMW Service Advisor then contacts you to set up a convenient appointment, and orders parts beforehand, reducing your service and wait time.



BMW ONLINE.

BMW Online gives you a personalized internet portal, delivered on the Control Display. Get up-to-date fuel prices and gas station locations; the latest weather forecasts, advisories and warnings; Dow Jones, S&P and NASDAQ indices; and the powerful reach of the Google® database. Read or hear news headlines aloud via text-to-speech technology. "Send to Mail" pinpoints your current location and planned destination, and allows you to send the information to any email account. Split-screen functionality lets you use BMW Online in tandem with Navigation maps and instructions, entertainment details and other on-board content.



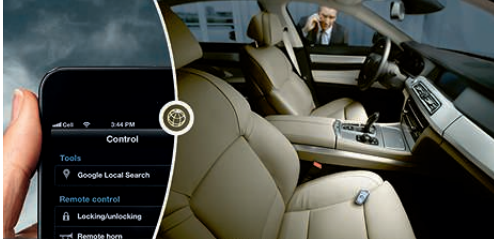
BMW APPS.

Access Social Networks, on-demand music and location sharing through your iPhone®, and see them on the Display screen.¹ Tune in to Web radio and search for stations from around the globe by name, location or genre. You can also store your favorite stations, find similar stations, display station information, and change the quality of the audio. Your favorite entries are on your iPhone, so you can take them from one vehicle to another.

- ¹ Requires BMW Apps option and a compatible phone. Please note:
- A broadband data link is required. The costs for this (e.g., data roaming) are regulated by the customer agreement with the mobile phone service provider.
 - Not all features available while vehicle is in motion; see dealer for details.
 - Web radio audio quality depends on the bit rate of the station, and data reception depends on your cell service. Data transfer comes over the mobile device.

BMW CONNECTED DRIVE® SERVICES AND APPS: EVERYTHING YOU NEED, INTELLIGENTLY NETWORKED.

Want to find the quickest route around a traffic jam? Not a problem – if you have the BMW Navigation system with Advanced Real Time Traffic Information. Need to send a note to your client? Message Dictation lets you compose and send an email or text message while you concentrate on the road. Tired of the same old playlist? Let the AUPEO! Personal Radio app introduce you to a new world of music. How about finding a French restaurant in a strange city? Let Concierge Services locate it, make a reservation for you, and send the address and phone number directly to your BMW's Navigation system. **BMW ConnectedDrive** services and apps bring a whole new level of convenience and pleasure to your drive wherever you are.



REMOTE SERVICES.

You're never far from your BMW when you have Remote Services. Locked out? Simply call the BMW Assist™ Response Center and provide your name and password, and they will unlock your driver-side door. If your BMW is stolen, file a police report, then call the BMW Assist Response Center; they will help the police locate your vehicle. (Check with your insurance company to see if this feature qualifies for a premium discount.) With the My BMW Remote app you can control your BMW from your smartphone. Lock your doors remotely; if you can't find your BMW in a parking lot, your screen will pinpoint it on a map – and on some models, even flash its lights.



ADVANCED REAL TIME TRAFFIC INFORMATION (ARTTI).

This feature, included in the iDrive 4.2 Navigation system for Model Year 2014, makes you aware of traffic congestion in most large cities before you encounter it. This feature displays and describes current local traffic information on your Control Display; in case of delays greater than five minutes, it suggests alternate routes. The latest-generation Navigation system offers numerous upgrades, such as presenting menus in virtual, 3-D spaces; added functions in the split-screen Display; switching quickly from top view to perspective view; using superimposed layers for Advanced Real Time Traffic Information and weather icons; displaying points of interest, and more.



MOBILE OFFICE.

Use the time you spend in your vehicle even more effectively with BMW's Mobile Office feature.¹ For example, text messages and emails can be transferred from your Bluetooth® paired phone directly to the vehicle's Control Display and can be read back to you aloud using text-to-speech functionality and the vehicle's audio system.

¹ Not all mobile phones are compatible with Mobile Office, and some compatible phones support a limited number of Mobile Office functions. For the complete list of compatible mobile phones and the details regarding which Mobile Office functions are supported by each phone, please visit bmwusa.com/bluetooth.



CONCIERGE SERVICES.

Wherever you travel, friendly Concierge Services representatives assist you with local restaurant and hotel recommendations, movie times and ticket information, flight arrival and departure gates and times, fuel prices and availability, and much more. You can also get the "Points of Interest" (POI) download, which allows the representative to send addresses and phone numbers to your vehicle. This information can also be transferred to your BMW Navigation system for route guidance. Then use your Bluetooth linked mobile phone to make a call.

DRIVER ASSISTANCE FEATURES: DESIGNED TO ENHANCE YOUR BMW DRIVING EXPERIENCE.

Driving a BMW isn't always the thrill of taking tight corners and accelerating onto a highway. There are the more mundane tasks of, say, finding and maneuvering into a parking space, or exiting an indoor garage onto a busy street and avoiding pedestrians you cannot see. For those times, innovative **BMW ConnectedDrive** driver assistance features make every moment behind the wheel as effortless and enjoyable as possible.




HEAD-UP DISPLAY.

The BMW Head-up Display uses a multi-color TFT to project the image toward the windshield more in your line of vision, so you can easily keep your eyes on the road while checking important travel information, such as your current speed, Check Control data and Navigation system directional arrows.



SURROUND VIEW.

Top-, Side- and Rear-view Cameras around the vehicle show the surroundings on the Control Display, for enhanced visibility. The Top-view Camera provides a bird's-eye view of the road alongside the doors. These images, taken by cameras positioned in the exterior mirrors, help guide you when maneuvering in tight spaces. Side-view Cameras in the front bumpers show traffic approaching the front of the vehicle from the sides, such as when exiting a garage. The Rear-view Camera, located behind the BMW badge on the trunk lid, shows the area behind the vehicle. Working with Park Distance Control, interactive guidelines indicate if the vehicle can fit in a parking space, and display parking trajectories and turn angles.



DRIVING ASSISTANCE FEATURES.

Numerous BMW ConnectedDrive features help enhance active safety. For example, when your vehicle crosses over lane markings without signaling, **Lane Departure Warning**, a component of Active Driving Assistant, warns you by sending a mild vibration through the steering wheel. **Active Blind Spot Detection**, activated when you use the turn-signal indicator before changing lanes, warns if a vehicle is in your blind spot or approaching at a high speed in the passing lane. Part of Active Protection, **Attention Assistant** analyzes your driving behavior, based on steering angle, road speed and other parameters. If the system detects telltale signs of fatigue starting to build up, the Control Display will show a coffee cup – encouraging you to take a break.



BMW NIGHT VISION WITH PEDESTRIAN DETECTION.

This feature can scan up to 900 feet ahead using an infrared camera in the front bumper. It can detect people, as well as the direction of their movement, up to approximately 300 feet away and displays their presence on the iDrive screen and Head-up Display. The system gives a visual warning when pedestrians move toward the road, alerting you to potential dangers significantly earlier so you can react more quickly.

Get the latest information on BMW standard and optional features, packages and technical specifications. Visit bmwusa.com, select the BMW model of your choice, and click on "Features & Specs."



BMW Individual. The most exclusive way to drive a BMW.

For those who dream of a vehicle that reflects their own unique personality, there is BMW Individual.

The BMW Individual collection of exclusive paints, leathers and trims takes the M6 Gran Coupe to all-new heights of quality and luxury. Only the finest, perfectly matched materials are selected to create each expertly handcrafted interior.

BMW Individual exterior colors are noted for their brilliant, iridescent effects. One dramatic example is the Ruby Black Metallic paint finish. Under the light, it develops a dark red luminosity that seems to emanate from countless ruby pigments. Beautifully set off by the lush BMW Individual Platinum/Black Full Merino Leather, this gives the M6 Gran Coupe a compellingly balanced character.

Or consider the M6 Gran Coupe in Tanzanite Blue Metallic, which owes its name to tanzanite – a precious mineral distinguished by its perfectly clear dark blue crystals. In direct sunlight, this deep-blue finish is given a radiant glow by turquoise pigments beneath the surface. Juxtaposed against this extraordinary exterior is an interior upholstered in Full Merino Leather in Opal White. The naturally silky-soft, breathable surface of this fine-grain leather is rendered in an exquisite color inspired by the timeless elegance of Mediterranean yachts. BMW Individual White Ash Grain Wood trim, with its unique, delicately marbled finish, perfectly complements the light interior.

Get the latest information on BMW standard and optional features, packages and technical specifications. Visit bmwusa.com, select the BMW model of your choice, and click on "Features & Specs."

BMW Individual paint finish
Ruby Black Metallic.



BMW Individual Full Merino
Leather and Alcantara headliner
in Platinum/Black.



BMW Individual Opal White Full Merino Leather with Piano Black trim.




BMW Individual White Ash Grain Wood trim and Amaro Brown Full Merino Leather.

BMW Individual Merino Leather colors (top to bottom): Amaro Brown, Champagne, Opal White, Platinum and Canyon Brown.



Exterior colors.



300 Alpine White Non-metallic



475 Black Sapphire Metallic



A17 Mojave Metallic



A29 Silverstone Metallic



A52 Space Gray Metallic



A89 Imperial Blue Metallic



B51 San Marino Blue Metallic




B50 Sakhir Orange Metallic



B41 Singapore Gray Metallic



BMW Individual




X02 Citrin Black Metallic



X03 Ruby Black Metallic



X10 Tanzanite Blue Metallic



X04 Moonstone Metallic



X11 Frozen Bronze Metallic

Upholstery colors.



LKSW Black Extended Merino Leather



LKA9 Silverstone Extended Merino Leather



LKDA Sakhir Orange Extended Merino Leather



X3SW Black Full Merino Leather



X3A9 Silverstone Full Merino Leather



X3DA Sakhir Orange Full Merino Leather




X3DZ Zandvoort Beige Full Merino Leather



BMW Individual



ZBOW Opal White Full Merino Leather



ZBC8 Platinum Full Merino Leather



ZBP6 Champagne Full Merino Leather



ZBP5 Amaro Brown Full Merino Leather



ZBWT Canyon Brown Full Merino Leather

The pages in this section of the brochure show available colors and materials for the BMW M6 Series Gran Coupe. Use these samples to compare paint, upholstery, trim colors and combinations. Please note that these samples are representations; they are not exact reproductions. To see the actual colors, visit your authorized BMW center. They will be happy to show you original samples.

For details on the availability of standard and optional exterior paints and upholstery materials and colors, please visit bmwusa.com/byo.

Leather upholstery: Leather on all seating surfaces; other components may be Leather or SensaTec.

Get the latest information on BMW standard and optional features, packages and technical specifications. Visit bmwusa.com, select the BMW model of your choice, and click on "Features & Specs."

Interior colors.



Black with Alcantara leather headliner

BMW Individual headliners.



BMW Individual



776 Anthracite Alcantara



XD5 Platinum Alcantara



XD5 Champagne Alcantara



XD5 Amaro Brown Alcantara

BMW Individual interior trims.



4MC Black Carbon Fiber



4AS Gray Poplar Wood



4CV Fine Line Oak Wood




BMW Individual



XEX White Ash Grain Wood



XE5 Dark Red Sycamore Wood



XE7 Piano Black

Equipment features and options.



Adaptive LED Headlights for both high and low beams project an intense white light that simulates daylight for excellent visibility. Convenient features that improve visibility include Automatic headlights, Adaptive turning, Cornering Lights, four Corona headlight-rings, and Automatic high beams.



M side-view mirrors painted in body color are heated and electrically adjustable. The mirror base and lower part of the mirror case are painted high-gloss black.



Door-sill finishers with illuminated M6 lettering make a powerful statement the moment you get in.



Front M kidney grille clearly identifies the M6 with unique double vertical slats in chrome and signature M6 logo.



Carbon-fiber roof of the M6 Gran Coupe is made of carbon-fiber-reinforced plastic (CFRP). Very light and extremely stiff, it lowers the vehicle's center of gravity for enhanced handling, especially when cornering.



Carbon-fiber diffuser in the rear apron increases downforce at high speeds. This high-tech material gives the rear profile a sophisticated, sportier look.



M Carbon Ceramic brakes are designed to perform well at higher temperatures, such as at the track. Lightweight construction provides better stopping performance while shaving 42 lbs. of unsprung rotational mass. Brake pads are designed to last 2-3 times longer, and rotors, 3-4 times longer than conventional parts.



High-performance compound brake system ensures reliable deceleration with maximum stability. The system, identified by its blue brake calipers, responds quickly. Even under the most extreme conditions it maintains a precise pressure point.



M Double Spoke (Style 433M)
20 x 9.5 front, 20 x 10.0 rear light alloy wheels with 265/35 front, 295/30 rear **performance tires.**¹



M Double Spoke (Style 343M)
20 x 9.0 front, 20 x 10.0 rear forged light alloy wheels with 265/35 front, 295/30 rear **performance tires.**¹



M Double Spoke (Style 601M)
20 x 9.5 front, 20 x 10.5 rear light alloy wheels with 265/35 front, 295/30 rear **performance tires.**¹

¹ Driving over rough or damaged road surfaces, as well as debris, curbs and other obstacles, can cause serious damage to wheels, tires and suspension parts. This is more likely to occur with low-profile tires, which provide less cushioning between the wheel and the road. Be careful to avoid road hazards and reduce your speed, especially if your vehicle is equipped with low-profile tires. Performance tires are not recommended for driving in ice and snow conditions.

Equipment features and options.



Bang & Olufsen® High-End Surround Sound System offers innovative Dirac Dimensions™ signal processing and 16 speakers with a total output of 1200 watts, including a retractable center speaker. Acoustic Lens Technology ensures consistent sound quality at all seats. Choose between two sound settings: "Studio" for particularly crisp sound, and "Expanded" for a more open sound space.



Instrument cluster features Black Panel Display with permanently illuminated white surrounds for speedometer and rev counter plus fuel level and oil temperature displays.



Gear shift lever for 7-speed M Double Clutch Transmission with Drivelogic includes M logo and illumination.



Multi-function M leather steering wheel with gear shift paddles and two M Drive buttons. The double-spoke design and stainless steel M logo add to its sporting good looks.



M Multi-contour seats for driver and front passenger. In addition to M seat adjustments, includes power upper backrest angle, backrest width and thigh support; comfort headrests with power height adjustment; lumbar support and memory function for driver and front passenger.



Floor mats, front and rear, edged in upholstery color, with leather border.



BMW Individual Piano Black trim, featuring black chrome accents.



M side gills in the front side panels with integrated turn indicators – a compelling signature M design detail.



Alcantara and leather headliner. The headliner, rear parcel shelf and sun visors, as well as A, B and C pillars are upholstered in Alcantara, while the center section of the headliner is upholstered in a matching leather.

BUILD YOUR OWN BMW – AT BMWUSA.COM/BYO.



At BMW, we want you to create your own Ultimate Driving Machine®. That's why BMW offers one of the widest model ranges of any luxury automotive manufacturer. And each BMW model offers its own universe of personalizing possibilities.

It's easy to get the latest information on your favorite BMW model, whether you're at your desk or on the go. Visit bmwusa.com on your computer, tablet or smartphone, and click on the BMW model of your choice. Select "**Features & Specs**" to see all the standard features and available options and packages, as well as technical specifications.

You can then create the exact BMW model that fulfills your needs by clicking on "**Build Your Own**" – or visiting bmwusa.com/byo. Here you'll be able to select from among the many interior and exterior colors and trims, personalizing options and value-added packages. Build a BMW model that reflects your style, then view it in 360° detail. At the press of a button, see payment and financing options, get a same-day quote, download a product brochure and even schedule a test drive. BMW makes it easier than ever to make your ultimate driving dreams come true, at bmwusa.com.

Weight		M6 Gran Coupe
Unladen weight	lbs	4396 (4430)
Weight distribution, front / rear	%	52.1/47.9 (52.3/47.7)

Engine		M TwinPower Turbo V-8/4
Type / cylinders / valves per cylinder		M TwinPower Turbo V-8/4
Displacement	cc	4395
Bore / stroke	inch	3.5 / 3.5
Nominal output / rpm	hp	560 [575] / 6000-7000
Maximum torque / rpm	lb-ft	500 / 1500-5750
Compression ratio	:1	10.0

Transmission		
Gear ratios – 6-speed manual		
I / II / III	:1	4.06 / 2.40 / 1.58
IV / V / VI / R	:1	1.19 / 1.00 / 0.87 / 3.68
Final drive ratio	:1	3.15

Gear ratios – 7-speed M Double Clutch Transmission		
I / II / III / IV	:1	4.81 / 2.59 / 1.70 / 1.28
V / VI / VII / R	:1	1.00 / 0.84 / 0.67 / 4.17
Final drive ratio	:1	3.15

Performance		
Top speed ¹	mph	155
Acceleration 0-60 mph ²	sec	(4.1) [4.0]

Fuel consumption ³		
City / highway	mpg	15.0 (14.0) / 22.0 (20.0)
Tank capacity, approximate	gal	21.1

Tires, wheels and brakes		
Performance tire dimensions ⁴	front	265 / 35
	rear	295 / 30
Wheel dimensions – material	front	20 x 9.5 light alloy
	rear	20 x 10.0 light alloy
Brake diameter, front / rear – type	inch	15.7 / 15.6 – ventilated disc

Figures in () apply to vehicles with 7-speed M Double Clutch Transmission.
Figures in [] apply to vehicles with Competition Package.

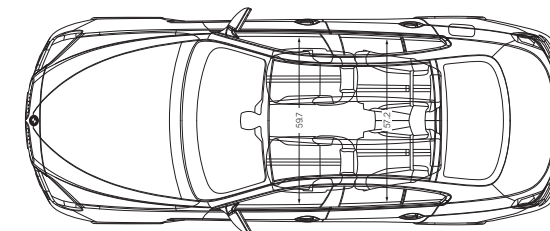

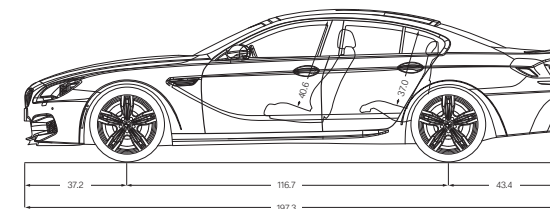
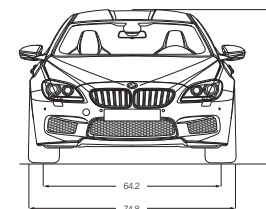
¹ Top speed limited electronically.

² BMW AG preliminary test results. Actual acceleration results may vary, depending on specification of vehicle; road and environmental conditions; testing procedures and driving style.

³ Preliminary results. EPA-estimated figures are for comparison purposes only. Fuel economy figures not available at time of printing. Please go to bmwusa.com for the most up-to-date fuel consumption information. Your actual mileage will vary, depending on speed, driving habits, trip length and driving conditions; actual mileage may be lower.

⁴ Driving over rough or damaged road surfaces, as well as debris, curbs and other obstacles, can cause serious damage to wheels, tires and suspension parts. This is more likely to occur with low-profile tires, which provide less cushioning between the wheel and the road. Be careful to avoid road hazards and reduce your speed, especially if your vehicle is equipped with low-profile tires. Performance tires are not recommended for driving in ice and snow conditions. Please note: M6 Gran Coupe models are not equipped with a spare tire and wheel. They include M Mobility System, which offers lifetime BMW Roadside Assistance for tire assistance. Wheel and tire specifications are subject to change.

BMW M6 Gran Coupe



All dimensions are shown in inches.

U.S. Importer: BMW of North America, LLC, Woodcliff Lake, NJ 07677. All illustrations and specifications contained in this brochure are based on the latest product information available at the time of printing. BMW reserves the right to make changes at any time, without notice, in colors, materials, equipment, specifications and models. BMW may, subject to legal requirements, determine the Model Year designation of its vehicles. The Model Year designation on any particular model may be longer or shorter than 12 months. Some vehicles pictured may contain non-U.S. equipment. Some models may be shown with optional equipment. While BMW NA makes all reasonable efforts to provide accurate information in this brochure, there is no guarantee or warranty of accuracy. Furthermore, we do not assume any liability for the accuracy or completeness of information presented. This brochure shall not be used or relied upon as a substitute for information that is available from your BMW center. Further information can be obtained from your authorized BMW center or bmwusa.com.

©2013 BMW of North America, LLC. Not to be reproduced wholly or in part without written permission of BMW NA. The BMW name, logo, model names and SAV are registered trademarks. The Bluetooth word mark and logos are owned by the Bluetooth SIG, Inc. and any use of such marks by BMW is under license. iPhone and iPod are registered trademarks of Apple Inc. Other trademarks and trade names are the property of their respective owners.

We believe that a premium ownership experience should feature performance and luxury, as well as safety and convenience. We believe you should be able to drive a BMW to its potential, while enjoying peace of mind and reduced cost of ownership. That's the idea behind **BMW Ultimate Service**[®]: a suite of comprehensive programs and services that are included in every new BMW vehicle. It starts with the **New Vehicle/SAV Limited Warranty**,¹ providing you

with coverage for the first four years or 50,000 miles, whichever comes first. Additionally, you enjoy 12-year, unlimited-mileage warranty protection against corrosion and rust perforation.¹ BMW Ultimate Service continues with **BMW Maintenance Program** for up to the first four years or 50,000 miles,² **BMW Roadside Assistance**, and more.

GOING BEYOND ENGINEERING: THE HIGH-PERFORMANCE BMW OWNERSHIP EXPERIENCE.



BMW Maintenance Program is one of the most comprehensive maintenance programs in its class. We cover all factory-recommended maintenance for up to the first four years or 50,000 miles, whichever comes first. This includes scheduled oil services and inspections. Also covered is the replacement of items that are subject to normal wear and tear, such as brake pads, wiper blade inserts and engine drive belts.² And, thanks to BMW's advanced engineering, most owners enjoy a well-balanced maintenance schedule, with flexible routine service intervals that can save you time. When your vehicle requires attention, your authorized BMW center ensures that it receives only genuine BMW parts – your assurance of exacting quality standards.

For more details on BMW Ultimate Service and the BMW Maintenance Program, visit your authorized BMW center or log on to bmwusa.com/ultimateservice.



BMW Assist eCall,³ a safety feature of BMW ConnectedDrive, lets you enjoy peace of mind knowing that a friendly response specialist is there to help you, 24/7, at just the push of a button. This includes Emergency Request (SOS button), Automatic Collision Notification, and Customer Relations. **BMW TeleService**³ continually monitors specific vehicle parts that are subject to wear and tear, as well as services that require attention at regular intervals, such as vehicle service inspections. This data is automatically transmitted to your authorized BMW center, which informs a BMW Service Advisor to call and schedule a convenient service appointment. You don't have to keep track of when your vehicle requires routine maintenance. An added benefit: any needed maintenance service parts will already be on hand, so your BMW is serviced and returned to you as quickly as possible. And because they use only Original BMW Parts, you can rely on expert fit and long-lasting BMW quality.



BMW Roadside Assistance is provided free of charge for the first four years – with no mileage limit. Call **1-800-332-4BMW (4269)** for friendly on-the-road help, 24/7, anywhere in the United States, Canada and Puerto Rico. This includes everything from flat-tire changes, emergency gasoline and lock-out service, to towing, alternative transportation and even trip-interruption benefits. This service also provides valuable trip-routing advice.

BMW Online⁴ provides up-to-date web information: business and stock reports, as well as weather updates. BMW Online also includes **MyInfo**, which allows you to send business locations and street addresses with their associated phone numbers from the Google Maps™ website directly to your BMW. The destination can be sent to your Navigation system for turn-by-turn directions.

Enhanced USB and Bluetooth[®] with Smartphone Integration offers an array of Mobile Office⁵ functions. With the BMW Navigation system and your mobile phone linked via Bluetooth technology, Mobile

Office transfers text messages and emails to your iDrive Display screen and then reads them aloud to you. While en route, a calendar and to-do list can also appear on your Display screen. Running late? Click on the phone number in the calendar to call your appointment. For a list of tested mobile phones, visit bmwusa.com/bluetooth.

Remote Services³ includes Remote Door Unlock, Stolen Vehicle Recovery, and access to the My BMW Remote app, which allows you to control your BMW from your mobile device.

For the ultimate in coverage, there's **Concierge Services**.⁴ You'll enjoy unlimited access to personalized Directions and services for restaurant and hotel recommendations, with the destination address and phone number not only sent right to your BMW, but also transferred to your Navigation system for route guidance. Another useful Concierge feature: **Critical Calling**. This lets you make up to four operator-assisted calls per year, up to five minutes per call, if your mobile phone is not available, or if its battery is discharged.



EXPERIENCE MORE WITH BMW.



BMW Financial Services. Arranging to buy or lease a BMW is easier than you may think. Your authorized BMW center offers leasing and financing to suit your personal needs through BMW Financial Services.⁶ Start the process at our website, where you can build your "dream vehicle," get an estimate on a monthly lease or financing payment, submit a credit application to BMW Financial Services – and get approval – all online!⁶ To find out how BMW Financial Services can help put you behind the wheel of your favorite BMW model, log on to bmwusa.com/fs or call, toll-free, **1-800-578-5000**.



BMW Virtual Center. If you get the sudden urge to shop for a BMW but your authorized BMW center is closed, there's good news – the BMW Virtual Center is open 24 hours a day! Log on to bmwusa.com/byo, and choose the model that interests you. Configure the BMW of your dreams and see what the monthly payments would be. You can even send the specifications to your authorized BMW center, apply for financing or request a test drive – all online!



BMW Magazine. A fascinating view of the latest events and products in the world of BMW, including travel reviews, personality profiles, and the latest BMW technologies. **BMW Magazine** is sent to new owners and lessees twice a year



BMW Performance Driving School. Take your driving skills to the next level. Behind the wheel of new BMWs and under the guidance of professional instructors, you'll hone your driving skills on a 1.7-mile driving course that can be configured in a multitude of ways. In One- and Two-Day Schools you can tackle the skid pad, slalom course and water walls. The BMW Performance Driving School is about control and pushing a BMW to its limits – and yours. Visit bmwusa.com/pds.

Performance Center Delivery. You'll always remember the fun of taking delivery of your new BMW – especially with BMW Performance Center Delivery in Spartanburg, SC. After enjoying dinner and an overnight stay at a first-class hotel, we'll take you and your companion to the Performance Center where a Product Specialist will give you an in-depth introduction to your new BMW. Then at the Performance Driving School, you'll get tips from a professional driving instructor as you explore the dynamic capabilities of a similar model. It's exciting, it's enlightening – and it's all compliments of BMW with your new vehicle. To learn

more about the BMW Performance Center, call **1-888-345-4269** or visit bmwusa.com/pdsdelivery.



The **BMW Welt** ("BMW World") delivery and brand-experience center in Munich is bold proof of BMW's passion for design. When you take advantage of the BMW European Delivery Program,⁷ this is where you will meet your new BMW – in a personalized process that is highly dramatic and totally unforgettable. (You might also realize substantial savings that just may pay for your trip.) While you're there, marvel at the historic BMWs in the Museum; learn about our engineers' newest innovations in the Technology and Design Atelier; and take a tour of the plant to experience firsthand the state-of-the-art methods used to create a BMW. Then comes the unique experience of driving your new BMW on the roads it was designed for. To learn more, visit bmwusa.com/europeandelivery.

ON-BOARD SERVICE ALERTS.

We monitor your BMW's needs – so you don't have to.

Tackling mountain switchbacks, the last thing you should be thinking about is the state of your brake pads. Thanks to BMW's integrated on-board diagnostics system, you'll always know exactly when the next service is due, and what work will be required. Condition Based Service (CBS) measures the condition of key parts that are subject to wear and tear. It also tracks fluid levels and monitors your BMW's time- and mileage-dependent service requirements. Using this data, the Info Display in the cockpit automatically alerts you in advance whenever any part of your vehicle will require servicing – so there are no surprises ahead.

¹ See your authorized BMW center for details on these limited warranties.

² All BMWs come with the BMW Maintenance Program standard for up to 4 years or 50,000 miles from the in-service date, whichever comes first. The BMW Maintenance Program covers factory-recommended maintenance services as determined by the Service Interval Indicator for all new eligible MY2004 and later BMW vehicles. Exclusions from coverage include: gasoline, gasoline additives, windshield washer fluid and additives, battery, tires, wheels, wheel alignment and tire balancing. All work must be performed by an authorized BMW center. For all Model Year 2015 and later vehicles sold or leased by an authorized BMW center on or after July 1, 2014: BMW Maintenance Program coverage is not transferable to subsequent purchasers, owners or lessees. Certain limitations and exclusions apply to this program; please see bmwusa.com/ultimateservice or ask your authorized BMW center for details.

³ On 2014 and later BMW M6, BMW Assist eCall, BMW TeleService and Remote Services are standard and include 10 years of service. In order to receive these services, a subscriber agreement must be completed and transferred to the BMW Assist™ Response Center. GPS and underlying wireless services must be available and functioning, vehicle ignition must be turned on (except for Remote Services), battery must be charged and connected, and vehicle's electrical system operational. Due to wireless carrier coverage, services may be limited in certain geographic areas. Call toll-free **1-888-333-6118**, go to bmwassist.com, or visit your authorized BMW center for additional program details. Services are subject to the terms and conditions of your subscriber agreement.

⁴ BMW Online and Concierge Services come standard and include a 3-year subscription. Subject to the terms and conditions of your subscriber agreement. Please go to bmwusa.com/connecteddrive for additional details.

⁵ Not all mobile phones are compatible with Mobile Office, and some compatible phones support a limited number of Mobile Office functions. For the complete list of compatible mobile phones and the details regarding which Mobile Office functions are supported by each phone, please visit bmwusa.com/bluetooth.

⁶ Subject to credit approval and other terms and conditions.

⁷ Not all models are available for BMW European Delivery Program. Please go to bmwusa.com/europeandelivery or visit your authorized BMW center for details.

BMW M



The Ultimate Driving Machine®



BMW and the environment.

BMW is a strong proponent of the environment and social responsibility. We launched BMW EfficientDynamics back in 2000 – the philosophy of providing greater power with increased efficiency and fewer emissions. This has resulted in significant benefits today – for our customers, the climate and the environment.

That year, ecological sustainability was also declared one of BMW's core strategic principles; it is now firmly anchored in our entire production chain. It starts with the development of fuel-saving and alternative vehicle concepts, continues with environmentally friendly production processes, and ends with innovative recycling methods. This effort has been recognized worldwide; in 1999, BMW AG – the parent company of BMW of North America and BMW Manufacturing Co. in Spartanburg, SC – was the first automotive company to be represented on the Dow Jones Sustainability Group Index. It has remained on the Index ever since; moreover, since 2005, BMW has been voted the world's most sustainable automobile manufacturer. At BMW, we strive for and achieve high performance in all we do.

BMW M recommends  **EDGE**

