

The all-new  
2009 BMW  
Z4 Roadster

sDrive30i  
sDrive35i



The Ultimate  
Driving Machine®





The all-new 2009 BMW Z4 Roadster

- 04 | 17 Exterior
- 18 | 21 Interior
- 22 | 23 Exterior


Technology

- 24 | 25 BMW EfficientDynamics
- 26 | 27 Engines
- 28 | 29 Transmissions
- 30 | 31 Driving Dynamics Control
- 32 | 33 Retractable hardtop
- 34 | 35 Storage options
- 36 | 37 iDrive
- 38 | 39 Navigation | BMW Assist™
- 40 | 41 Safety features
- 42 | 43 About BMW

Equipment

- 44 | 47 Paints | Upholsteries | Interior trims | Combinations
- 48 | 49 Selection examples
- 50 | 51 Exclusive Ivory White Leather Package
- 52 | 58 Standard equipment | Optional equipment
- 59 Safety illustrations
- 60 | 62 Standard equipment | Optional equipment charts
- 63 BMW Accessories
- 64 | 65 Technical data
- 66 | 67 BMW Services

For details on the availability of standard and optional features, please refer to the Standard equipment | Optional equipment charts at the back of this brochure.

	<b>Z4 sDrive35i shown with the following equipment:</b>
<b>BMW Z4 sDrive35i</b>	<div>Engine: 24 valve, twin-turbocharged, 3.0-liter, inline six-cylinder</div> <div>Max. horsepower: 300 @ 5500 rpm</div> <div>Wheels: Multi Spoke (Style 293) light alloy</div> <div>Exterior color: Deep Sea Blue Metallic</div> <div>Interior: Exclusive Ivory White Nappa Leather</div>
For information on paint colors, upholstery and interior trims, please refer to pages 44 – 47.	



## Future perfect. The BMW Roadster reborn.

Introduce yourself to the all-new 2009 BMW Z4 Roadster, a joyous expression of art and innovation in one exhilarating package. Refreshing and stylish, the all-new Z4 launches roadster design and performance into the next decade and beyond. Its classic characteristics – a long hood, powerful haunches, swept-back seats and broad, aggressive front end – are enhanced by a mastery of modern innovation. A lightning-fast transmission, with refined steering and suspension, paints the car into curves like a brush. Attention to safety and comfort features in the enlarged cabin have reached luxurious new heights. And topping it all off is an ingenious, retractable hardtop that makes driving the all-new Z4 Roadster a decidedly year-round experience. This is style and performance for any season.











Design, engineering, grace. All in one package.

Start the engine and the broad front end snarls with anticipation, invoking the wealth of power at your command. The all-new Z4's long hood arches forward from the windshield, sweeping over the front wheels and down to the dual Xenon headlights astride the familiar kidney grille. Behind the low-slung cockpit, the tail end rises like a wave of power yearning to break over the asphalt. Put the car in gear and pour yourself into heart-stirring curves, then thunder over the open roadways. Make your destinations as rustic or as elegant as you please. You'll arrive with a thrilling display of power and grace.











## Impressions on an asphalt canvas.

From the classic seating – strategically swept back over the Roadster's road-hugging, rear-wheel thrust – you'll discover a broad palette of innovations to color your travels. The 7-speed Double Clutch Transmission shifts with imperceptible efficiency automatically, or manually by using the paddles on the sports leather steering wheel. At a single touch, the Driving Dynamics Control feature lets you select the muscular SPORT or SPORT+ settings, or NORMAL's more cushioned ride, conditioning the responses of the gas pedal, power steering, shifting and stability thresholds. Roadsters with Adaptive M Suspension adjust the damper over a range of conditions for greater road feel or a perfectly smooth drive; select the SPORT setting and you'll experience athletic agility. The variety of performance settings at your command provides a personalized collage of driving experiences. Whatever your medium, welcome to the art of the road.

For details on the availability of standard and optional features, please refer to the Standard equipment | Optional equipment charts at the back of this brochure.





## A roadster – and a ride – for all seasons.

From the sunshine of South Beach to the snows of New England, you'll find the all-new Z4 Roadster hungry to explore a whole year's worth of driving conditions. Star gazing in Monterey? At the push of a button, the retractable aluminum hardtop folds into the trunk in just 20 seconds. Showers in Seattle? It shelters the cabin just as quickly. The hardtop also minimizes external noise while providing class-leading visibility at every point of the compass. Ample storage features, from discreetly folding compartments in the cabin to the trunk's through-loading system, provide space for all your accessories. The all-new Z4 Roadster produces a special kind of everyday practicality: one that lets you leave the everyday behind.

For details on the availability of standard and optional features, please refer to the Standard equipment | Optional equipment charts at the back of this brochure.







From the driver's seat, it's obvious you are in a BMW Roadster. Access to the Z4's instrumentation and controls is precise and intuitive, clear and angled towards you. Inviting to the touch, the controls seem to come spontaneously to hand. When equipped with iDrive, the navigation, entertainment and communications buttons of the Controller are sculpted for easy tactile identification; you can operate numerous on-board systems instinctively with the push of a button or the turn of a knob. A high-resolution 8.8-inch Control Display renders pictures and text in rich, colorful detail; when not needed, it folds away into the dash. Every aspect of this cockpit was designed with one thing in mind: so there would be nothing to distract you from the thrill of the drive.

For details on the availability of standard and optional features, please refer to the Standard equipment | Optional equipment charts at the back of this brochure.





Enhancing the thrill is the true order of the day. Take in the landscape and pursue your farthest horizons from a cabin that's both alluring and elegant. The all-new Z4's sport seats offer significantly more shoulder and elbow room than its predecessor; with the top up, head room is increased, as well. BMW's Sun-Reflective Technology helps keep leather surfaces cooler to the touch, even when the top is left down. The interior shown here is particularly radiant. Upholstered in exclusive Ivory White Nappa Leather with striking Anthracite wood trim, it exudes power and sophistication. The dash and upper door panels are luxuriously upholstered in Black Extended Leather, while stylish double seams whisper of craftsmanship and luxury. The all-new Z4 Roadster interior: designed for both adventure – and luxury.

For details on the availability of standard and optional features, please refer to the Standard equipment | Optional equipment charts at the back of this brochure.







# This is how much has gone in.

At BMW, we create dynamic vehicles that thrill you with quick acceleration, predictable handling and unshakable control. We are also busy finding ways to sustain this level of performance while incorporating innovative fuels and technologies to help preserve the environment. This is what we refer to as "EfficientDynamics." This goal has led to the visionary CleanEnergy hydrogen-powered engine, which is currently used in the emission-free BMW Hydrogen 7 Series Sedan. BMW Advanced Diesel with BluePerformance, which offers diesel power with quick acceleration, increased fuel efficiency and reduced emissions, was introduced to the U.S. in select models in late 2008, including the 335d. In fact, every BMW on the road today comes standard with technology that boosts performance while simultaneously reducing fuel consumption and CO<sub>2</sub> emissions.

## Double-VANOS

VANOS is BMW's valve timing system that can "steplessly" vary the points in the combustion cycle when valves open and close. Double-VANOS refers to the fact that it operates on both the intake and exhaust camshafts. Electronically controlled in response to engine speed, load and temperature, VANOS reduces emissions, and enhances low- to medium-speed torque, as well as fuel efficiency.

## Aerodynamics

The more smoothly that air flows over a vehicle, the more efficiently it can operate. All BMWs are designed for a low coefficient of aerodynamic drag, which translates into quicker acceleration, more stable handling, quieter operation and greater fuel efficiency. A BMW's integrated front spoilers reduce the amount of air flowing underneath, minimizing front-end lift. This allows a BMW to hug the road at higher speeds for excellent stability.

## Lightweight construction

Lightweight aluminum is used throughout our vehicles – in the front axle, for example, or for the suspension, in the hood and in the hardtop. The Z4 sDrive35i's inline six-cylinder twin-turbo engine is all aluminum; the Z4 sDrive30i's naturally aspirated inline six is an aluminum/magnesium composite – the lightest in its class. These weight savings lead to lower fuel consumption and better axle load distribution for more agility – especially in curves.



## High Precision Direct Injection.

Turbocharging is traditionally known for boosting power at the expense of fuel efficiency. The Z4 sDrive35i's twin-turbocharged engine with direct fuel injection, however, injects gasoline at high pressure and with extreme precision into each cylinder. And, thanks to BMW's fast and flexible electronic control system, both the timing and quantity of the fuel injections can be precisely adjusted to driving conditions. As a result, BMW vehicles achieve greater power with excellent fuel efficiency.

## Valvetronic

Instead of using a traditional throttle, Valvetronic technology in the Z4 sDrive30i lets the engine breathe more easily by varying the lift height of the valves to regulate air intake. The result: improved cold starts, smoother running, and a significant drop in fuel consumption. Using revolutionary technology such as this, BMW has improved its overall average fuel economy more than any other manufacturer.


## Efficient transmissions

The standard, smooth-shifting 6-speed manual transmission, developed specifically for the all-new Z4 Roadster, has extremely short gearshift travel. The Z4 sDrive30i also offers an optional 6-speed Sport Automatic transmission; the Z4 sDrive35i, an optional 7-speed Double Clutch Transmission that allows faster, smoother shifting and greater fuel efficiency. Both optional transmissions offer a choice of automatic or manual gear selection and steering wheel-mounted paddle shifters.

# And this is what comes out.

BMW models have low CO<sub>2</sub> emissions today. But that's just for starters. We're carrying on our research in the quest to bring you greater driving pleasure, with fewer emissions and decreased fuel consumption.





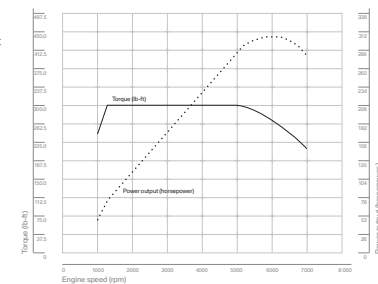
## The best reason to drive with the roof down: the BMW inline six-cylinder engine.

Beneath the long hoods of the 2009 Z4 Roadsters lie two of the world's most sophisticated inline six-cylinder engines. The powerplant in the Z4 sDrive35i is a revolutionary twin-turbo that generates 300 horsepower and 300 lb-ft of torque. It accelerates with a force that throws you back in your seat and doesn't stop until redline, reaching 60 mph in 5.0 seconds.<sup>1</sup> Turbo lag is a thing of the past, thanks to Double-VANOS "steplessly" variable valve timing, direct fuel injection, and BMW's inspired use of two turbochargers, each supplying three cylinders with compressed air. High-precision direct fuel injection maximizes every ounce of fuel, making the twin-turbo engine more efficient. A lightweight aluminum engine block and Double-VANOS technology enhance smooth power delivery, fuel efficiency and lowered emissions.

The surge of 255 horses and 220 lb-ft of torque rushes the BMW Z4 sDrive30i from 0-60 in 5.6 seconds.<sup>2</sup> Valvetronic technology lets the powerplant "breathe" deeply, resulting in greater power, higher torque, quicker engine response, a smoother idle and enhanced efficiency. The lightweight composite magnesium/aluminum engine block adds to the Roadster's spirited acceleration and nimble handling.

Standard on both is a smooth-shifting 6-speed manual transmission specially designed for the Z4 Roadster, with a shorter throw that enhances the engine's immediate response. The Z4 sDrive35i is also available with a high-performance 7-speed Double Clutch Transmission. Based on the M3's M DCT transmission, it delivers faster acceleration and smooth performance, with a choice of three modes: automatic,

manual, or steering wheel-mounted paddle shifters. The Z4 sDrive30i also offers a 6-speed Sport Automatic transmission with Automatic Transmission Control, as well as Sport and STEPTRONIC modes and steering wheel-mounted paddle shifters for sportier driving.



The Z4 Roadster sDrive35i twin-turbo engine produces 300 horsepower at 5800 rpm, and quickly develops 300 lb-ft of torque at 1400 rpm, which continues without fading through to the 5000 rpm range. With such a broad range of powerful torque, you can enjoy smooth, robust acceleration in any gear, at any speed.

<sup>1</sup> BMW AG test results with 7-speed Double Clutch Transmission; 5.1 seconds with manual transmission. BMW urges you to obey local speed laws and always wear safety belts.

<sup>2</sup> BMW AG test results with manual transmission; 6.0 seconds with Sport Automatic.





Unparalleled power.  
Unprecedented power management.

World-class athletic performance demands more than world-class muscle. Regulate the rhythms of power with breakthrough transmissions. Standard is a 6-speed manual, specially designed for the all-new Z4 with short-throw gear shifts for lightning-quick gear changes. A 6-speed Sport Automatic transmission, available for the BMW Z4 sDrive30i, reduces shift times to a minimum – the slightest pressure on the gas yields spontaneous thrust. And for the BMW Z4 sDrive35i there's the revolutionary new 7-speed Double Clutch Transmission – a total of seven gears operating between two transmission structures in one large housing. First, third, fifth and seventh gears are grouped in one structure; second, fourth and sixth gears are grouped in the other. When upshifting or downshifting, the system switches between the two structures, so that while one gear is being disengaged, the next is already in position. Shifting takes milliseconds, adjusting thrust between heartbeats and without a moment's loss of force. This dynamic connection to the engine gives you precise power for every situation – from acceleration and cornering, to grand slaloms through hills and mountains. And along the drive, the automatic transmission allows you to choose between two driving systems: the smooth comfort of D mode, or S mode for sportier shifting. For a still more seamless connection to the engine and the road, use the racing-inspired shift paddles on the sport steering wheel. Whatever your driving style, we've got the perfect transmission for you.

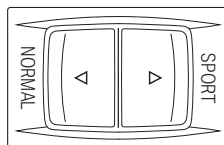
For details on the availability of standard and optional features, please refer to the Standard equipment / Optional equipment charts at the back of this brochure.



Make every road a personalized driving experience.



Coastal highways, country lanes, Route 66, Broadway... from a sprint to the local green market, to a marathon through the mountains, the all-new Z4 Roadster opens up unparalleled vistas of driving pleasure. An artfully tuned chassis and suspension ensure excellent road contact and feel. The Z4 includes Driving Dynamics Control, a feature that recalibrates the systems that affect the entire ride – acceleration, steering, stability response, gearshifting – from NORMAL to SPORT to SPORT+, and does so more precisely and completely than any comparable vehicle. Set it to NORMAL, and you'll arrive in sublime comfort and style at any destination. Even during a long journey you won't break a sweat – unless you want to. In that case, consider transforming this comfortable tourer into a heart-stopping sports car by setting it to SPORT. All it takes is the push of a button.



Now that you're in SPORT mode, get ready for a more direct response to steering input and your right foot's requests for acceleration. You'll love curling in and out of bends and hairpins with a steering sensitivity that brings the roadway right into your hands. Taking corners becomes a form of modern calligraphy, written in power and grace. In the mounting momentum of straightaways, the accelerator pedal pours on the power, leaving trails of delight wherever you pass. And that's only the beginning. Set it to SPORT+ mode and you can push the driving arts to the edge of expressionism. This is achieved by allowing a greater degree of wheelspin, enabling you to take a bend in a controlled drift. This effect can also be achieved by manually activating Dynamic Traction Control (DTC); an electronic limited slip differential allows wheel slip, then draws powerful acceleration out of deep corners. The result is a breathtaking, precise geometry of lines and curves, sketched on the pavement by your own hands behind the wheel. The optional Adaptive M Suspension's electronic response is so quick, a pothole encountered by the front wheel is immediately damped by the rear wheel. Such precise handling and response makes every outing a tour de force, a magnum opus... a masterpiece.

For details on the availability of standard and optional features, please refer to the Standard equipment | Optional equipment charts at the back of this brochure.

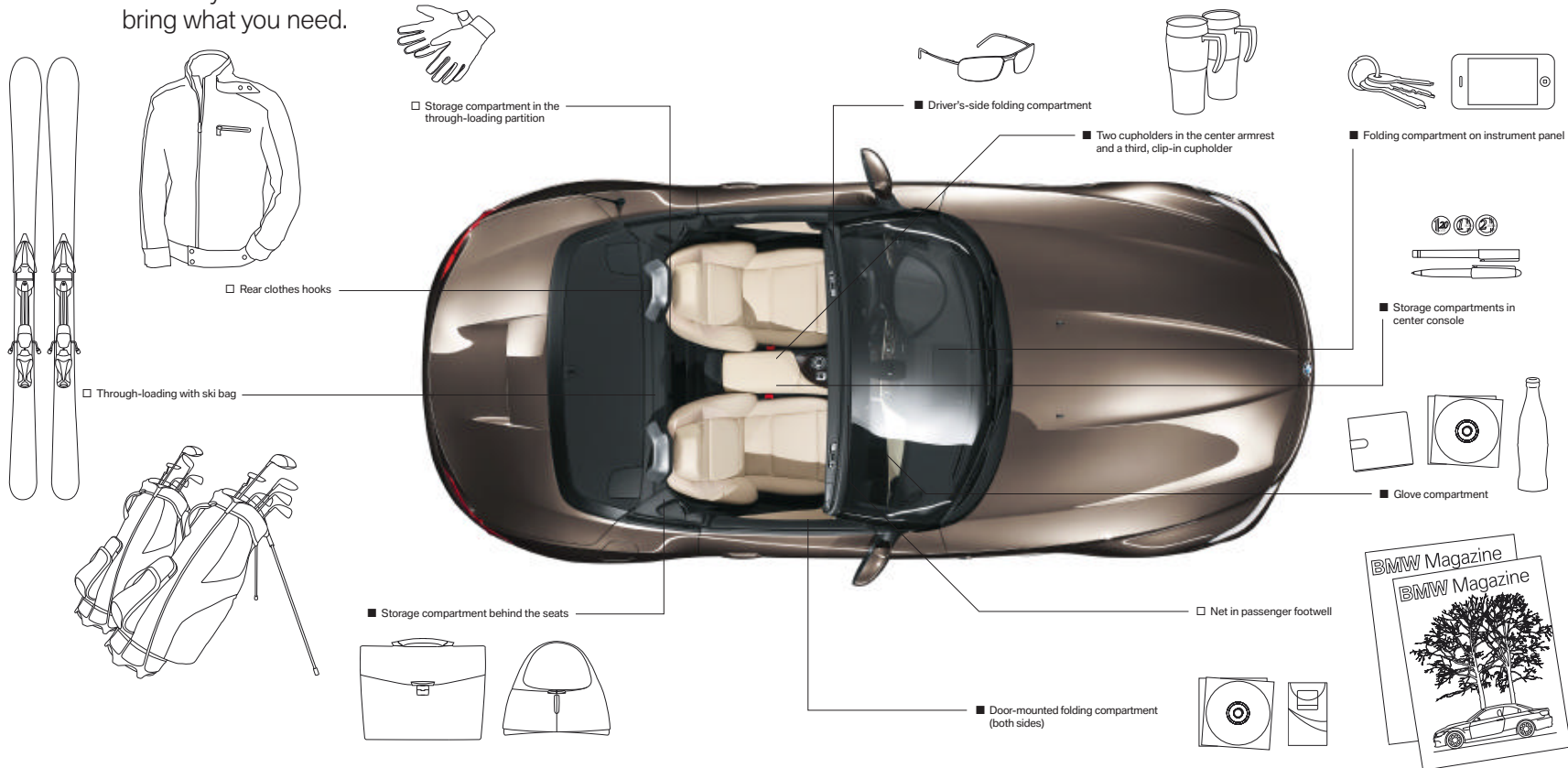




20 seconds faster than the rain.

When sunshine turns to rain, or the first spring day blooms out of winter, in the all-new Z4 Roadster, you'll be in or out of the elements in 20 seconds flat. That's all the time it takes for the fully retractable hardtop to gently enclose the cockpit or fold into the trunk. A pleasant temperature is constantly maintained inside the cabin by automatic climate controls so sensitive, they even respond when the top moves up or down. Need to load groceries when the top is down? Use the Comfort Loading feature to raise the roof out of the way. What's more, the Z4's intelligent lightweight aluminum hardtop keeps the Z4's gravity low, so driving dynamics remain high – leaving the gray skies far behind.

Get away from it all – but bring what you need.

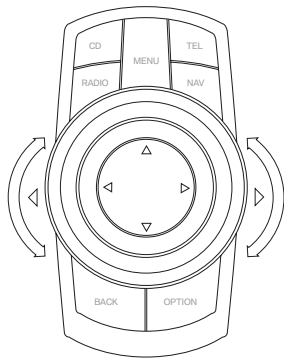


The all-new BMW Z4 Roadster inspires you to enjoy life to the fullest. Larger than its predecessor, it's crafted with a surprising amount of storage space so you can take your gear, too. BMW knows that you'll want to maximize open-air driving time, so numerous storage spaces, such as the folding compartments in the doors, are designed to keep your possessions secure. Just behind the seatbacks is a shelf with netting to secure your laptop, books, and bag or briefcase. The trunk accommodates a 46-inch golf bag, or medium-size luggage. When the hardtop is up, a partition in the trunk can be moved to create even more space. In addition to a spacious glovebox, there are covered storage compartments in the center console and dash. And a third cupholder that clips into the center console lets your passenger savor their latté at leisure while using the armrest.

The all-new Z4 Roadster is the first in its class to offer a through-loading system with a protective ski bag. Use this additional space to stow a second 46-inch golf bag, or – even with the roof down – two pairs of skis. Add the Cold Weather Package, and the Z4 includes a storage package that gives you greater possibilities. Hang jackets, grocery bags and more on two rear clothes hooks. Keep books, glasses, tissues and more safely stowed in storage nets located in the passenger footwell and behind the seats. Lashing straps keep everything in place in the trunk. There's even a secret storage area by the through-loading partition. So whether you're up for a day of sports, a business conference, or just a picnic in the country, your Z4 Roadster is ready to go.

For details on the availability of standard and optional features, please refer to the Standard equipment | Optional equipment charts at the back of this brochure.





Rotating the Controller allows you to scroll through the vertically listed menu items. Below the Controller, the "Back" button allows you to jump back to the previous menu, while the "Option" button takes you directly to the main menu.

Simply tilting the Controller to the right or left takes you to a selected menu. The Controller and the direction in which it can be tilted are displayed at all times.

## iDrive: Control your driving environment single-handedly.

Whether you're commuting or touring, you want to be totally comfortable, informed, and entertained by your favorite songs. Welcome to iDrive, a new benchmark in automotive technology for the Z4 Roadster. Included with the Navigation system, iDrive offers intuitive, ergonomic control within easy reach on the center console.

The system places a wide variety of entertainment and communication options at your fingertips. Using the iDrive Controller, simply tilt, rotate, push and click your way through any series of commands. Distinctively shaped buttons located above the Controller wheel let you directly call up the CD Player, Radio, Telephone and Navigation menu choices without taking your eyes off the road. In addition, six programmable memory buttons on the dash allow you to store the settings of your choice, from preferred radio stations to frequently dialed phone numbers (if so equipped.) The iDrive system also includes Voice Recognition, making it easy

to access your favorite music or place calls while keeping your attention on traffic.

The system also features a high-resolution 8.8-inch monitor that pops up from the dash, and then retracts neatly out of sight. All menu items are rendered in a clear, readily understandable graphic form, for quick comprehension at a glance. Visual operating cues, like an image of the Controller, make it even easier to find your way around. Choose the Navigation function and your iDrive Controller transforms into a virtual tour guide, complete with 3-D maps and select points of interest.

The integrated Entertainment Server lets you transfer favorite digitized songs to a 12 GB hard drive. Transfer your important data files from a pocket USB drive to the server – and back. All this and more makes the iDrive an indispensable on-board personal assistant.





Select not only the fastest, but also the most interesting roads to reach your destination.

When an upcoming service need is detected, your BMW automatically transmits all relevant information to your BMW Service Advisor, who then contacts you to arrange an appointment.

Heading for a traffic jam? Real Time Traffic Information lets you know in advance – and recommends an alternative route upon request.

Get into a serious accident? Your BMW automatically calls for help and communicates all relevant information.

All drivers sometimes need to stop and refuel. Let your BMW guide you to the best local restaurant.

Need an address or phone number? BMW Search uses Google Maps™ to find them, then the Navigation system directs you there.

Dozens more ways in which the Navigation system and BMW Assist make every trip more enjoyable.

## Two for the road: Navigation and BMW Assist.

When you're far from home – or just across the next county – it's easy to find your way with confidence and peace of mind with these convenient features, available in the Z4 Roadster.

BMW's onboard **Navigation system** quickly guides you to your specified destination by using Global Positioning System (GPS) satellites in conjunction with data stored on the Roadster's internal hard drive. Choose from a variety of features, including detailed 3-D daytime and nighttime maps, zoom, and a travel planner. Select the shortest, fastest or most scenic route. And in many large cities, make traffic jams a thing of the past with Real Time Traffic Information. This feature displays and describes current local traffic information on your monitor; in case of congestion, it suggests alternate routes. Information is displayed on a high resolution monitor that pops up from the dash and retracts out of sight when not in use. The Navigation system's hard drive also offers 12 GB of space that can hold all your favorite music; hook up your MP3 player to the available iPod® and USB adaptor to scroll through playlists using the iDrive Controller.

**BMW Assist™ Safety Plan** gives you peace of mind knowing that a friendly response specialist is there to help you, 24/7, at the push of a button. Enjoy four years of a wide range of services at no additional charge. The Safety Plan includes Automatic Collision Notification, Emergency Request, TeleService, Enhanced Roadside Assistance, Door Unlock, Stolen Vehicle Recovery and Customer Relations. A new feature, MyInfo, allows you to send business locations and street addresses to your BMW from your computer. Destinations and phone numbers can be accessed and exported to your Navigation system for immediate route guidance, while you can call the destination via your Bluetooth® linked phone. The **BMW Assist Convenience Plan** adds personalized Directions, Traffic and Weather reports, BMW Search, and a Concierge who can recommend restaurants and hotels, then send the destination address and phone number right to your BMW. You can make up to four operator-assisted calls per year with Critical Calling if your cell phone is not available, or if its battery is discharged. For more information, see page 66 or visit [bmwusa.com/bmwassist](http://bmwusa.com/bmwassist).

For details on the availability of standard and optional features, please refer to the Standard equipment | Optional equipment charts at the back of this brochure.



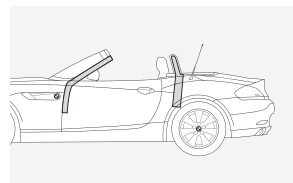
The onboard Navigation system's many handy features are easier to see and use with this 8.8-inch, high-resolution Control Display – the largest in its class. When not needed, it can be folded away.



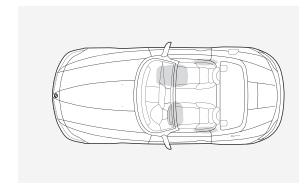


## Shelter in any storm.

The engineering of the all-new Z4 Roadster is focused as much on safety as on performance. The Z4 features a host of innovative and powerful active and passive safety features. Active systems include Dynamic Stability Control (DSC), which immediately detects and eliminates wheelspin. It enhances braking traction on slippery surfaces, and acts to keep the brakes dry when it senses moisture. If you need to brake suddenly, the Brake Standby and Dynamic Brake Control features reinforce the speed and strength of your stopping action, while Adaptive Brake Lights signal a vivid warning to following vehicles. In the dark and even through turns, brilliant Xenon Adaptive Headlights highlight obstacles in your path. In case an accident cannot be avoided, BMW's Advanced Safety Systems spring into action. In addition to a full complement of passive safety features – airbags, safety belt pretensioners and a reinforced structure – the cockpit includes a tubular steel windshield frame and fixed high-tensile roll bars behind the seats, offering optimum protection even with the top down. In the crucial first moments following a collision, the interior lights come on, doors automatically unlock, and emergency lights begin flashing. With BMW Assist™ the vehicle automatically relays its position and the severity of the impact to the Response Center; response specialists then dispatch needed emergency services. Trust BMW to deliver driving joy – as well as on-the-road confidence.



BMW's Rollover Protection System includes two steel roll bars behind the headrests and high-strength tubular steel integrated into the windshield support.



Newly developed head and upper-body airbags, at both front and side, help cushion the head, ribcage and pelvic area in the event of a collision.





The joy of driving –  
finally captured on canvas.

Some people dream in color. The Z4 Roadster drives in color. That's the vision of artist Robin Rhode, who was commissioned to introduce the next-generation Z4 in his own, individual style. His paintbrush: a new Z4 outfitted with special paint nozzles. Rhode first finger-painted his idea on paper, then choreographed it as a series of time-lapse sketches. As a stunt driver carefully followed the design, paint was sprayed onto individual tires in precise amounts, leaving tracks in five different colors. More than 40 cameras, directed by filmmaker Jake Scott, recorded the event. After seven hours, it was finished: a unique visualization of the joy of driving the all-new BMW Z4 Roadster.

Watch the exuberance of man and machine. And experience a whole new expression of driving joy.



## Recommended color combinations

Interior colors		Leatherette <sup>1</sup>	Kansas Leather <sup>4,5</sup>			Extended Leather <sup>6</sup>			Nappa Leather <sup>3,7</sup>
Upholstery colors		Black	Beige	Coral Red	Black	Beige	Coral Red	Black	Ivory White
Exterior colors									
300 Alpine White Non-metallic <sup>8</sup>		●	●	●	●	●	●	●	●
A61 Crimson Red Non-metallic <sup>8</sup>		●	●		●	●		●	●
668 Jet Black Non-metallic <sup>8</sup>		●	●	●	●	●	●	●	●
354 Titanium Silver Metallic <sup>2</sup>		●	●	●	●	●	●	●	●
A92 Orion Silver Metallic <sup>2</sup>		●	●	●	●	●	●	●	●
A52 Space Gray Metallic <sup>2</sup>		●	●	●	●	●	●	●	●
A76 Deep Sea Blue Metallic <sup>2</sup>		●	●		●	●		●	●
A17 Mojave Metallic <sup>9</sup>		—	—	—	—	—	—	—	●
475 Black Sapphire Metallic <sup>2</sup>		●	●	●	●	●	●	●	●
Interior trims									
4CG Silver Matte <sup>1</sup>		●	●	●	●	●	●	●	—
4BN Ash Grain Wood <sup>2</sup>		●	●	●	●	●	●	●	—
4CE Anthracite Wood <sup>3</sup>		—	—	—	—	—	—	—	●
4AD Brushed Aluminum <sup>4</sup>		●	●	●	●	●	●	●	—

<sup>1</sup> Standard in Z4 sDrive30i; not available in Z4 sDrive35i.<sup>2</sup> Optional.<sup>3</sup> Requires and included in Exclusive Ivory White Leather Package.<sup>4</sup> Standard in Z4 sDrive35i; optional in Z4 sDrive30i.<sup>5</sup> Includes seat center panel and bolsters, headrest, center console, armrests in doors, cover for gearshift or gear-selector lever, and features Sun-Reflective Technology.<sup>6</sup> Extended Leather optional in Z4 sDrive35i; not available in Z4 sDrive30i. In addition, includes upholstery-covered door-pull handle on passenger side, plus Black Leather on the dash, top of door panels and on sun visors.<sup>7</sup> Only available in Exclusive Ivory White Leather Package. Includes seats, headrests, armrests in center console and doors, door-pull handle on passenger side and instrument panel, and features Sun-Reflective Technology; Ivory White Alcantara on top of side bolsters and upholstery insert in door trim.

Z4 sDrive35i: in addition to above, includes Black Nappa Leather on the upper instrument panel, top of door panels and on sun visors, with double-lapped seam.

<sup>8</sup> Standard.<sup>9</sup> Optional; requires Exclusive Ivory White Leather Package.

If the road is your theater,  
drop the top and let the show begin.

With the Exclusive Ivory White Leather Package, BMW has created a sophisticated interior that upstages even Nature's most dramatic skies. Sport seats and interior surfaces are upholstered in luscious Ivory White Nappa Leather and suede-like Alcantara, with Black Nappa Leather accents in the doors and dash. The effect is underscored by the dark luster of Anthracite Wood trim. Set off against rich Mojave Metallic exterior paint, it adds a touch of elegance to every drive.

For details on the availability of standard and optional features, please refer to the Standard equipment. Optional equipment charts at the back of this brochure.







■ **Xenon Adaptive Headlights** for high and low beams provide brilliant clarity of the road ahead and to the side at night and in conditions with poor visibility. The dynamic auto-leveling feature adjusts for varying passenger and cargo loads, helping to keep headlight glare out of the eyes of oncoming drivers. **Adaptive Headlights** provide optimum road illumination around corners, thanks to an electromechanical control system that directs the headlights into and around the bend as soon as the vehicle begins cornering. The Corona headlight-rings that circle both headlights and high beams also act separately as Daytime Running Lights and parking lights.

□ **High-beam Assistant** uses light sensor readings to automatically switch from high beams to low, as needed – such as when there is oncoming traffic or another car ahead, or when the road is sufficiently illuminated. (requires Premium Package; see your BMW center for availability)



□ **Lighting package**, included in the Premium Package, offers conveniently placed lighting outside and inside the Z4 Roadster. Lights below the outside door handles illuminate the ground below the doors for 20 seconds after the Z4 is unlocked. The package also includes interior Ambiance Lighting, reading lights and footwell lighting.



■ **Retractable hardtop** can be easily raised or lowered in just 20 seconds at the touch of a button. (Vehicle must be at a standstill.)


■ **17 x 8.0 Star Spoke (Style 290) light alloy wheels with 225/45 run-flat performance tires.<sup>1</sup>** (std. on Z4 sDrive30i)

<sup>1</sup> Performance tires not recommended for driving in ice and snow. Due to low-profile tires, please note wheels, tires and suspension parts are more susceptible to road hazard and consequential damages. Run-flat tires do not come equipped with a spare wheel and tire.



■ **Turbine Styling (Style 292) light alloy wheels and run-flat performance tires.<sup>1</sup>**

In front: 17 x 8.0 wheels and 225/45 tires;  
in back: 17 x 8.5 wheels and 255/40 tires.  
(std. on Z4 sDrive35i)



□ **Multi Spoke (Style 293) light alloy wheels and run-flat performance tires.<sup>1</sup>**

In front: 18 x 8.0 wheels and 225/40 tires;  
in back: 18 x 8.5 wheels and 255/35 tires.  
(Z4 sDrive35i: opt. with and requires  
Premium Package, incl. in Sport Package)



□ **V Spoke (Style 294) light alloy wheels and run-flat performance tires.<sup>1</sup>**

In front: 18 x 8.0 wheels and 225/40 tires;  
in back: 18 x 8.5 wheels and 255/35 tires.  
(incl. in Z4 sDrive30i Sport Package)



□ **V Spoke (Style 296) light alloy wheels and run-flat performance tires.<sup>1</sup>**

In front: 19 x 8.0 wheels and 225/35 tires;  
in back: 19 x 9.0 wheels and 255/30 tires.  
(opt. in Z4 sDrive35i with Sport Package)



□ **10-way manually adjustable sports seats** with integrated fixed headrests can be adjusted for seat height, fore-and-aft positioning, seat tilt, backrest tilt, and two-way thigh support. The 2-way power-adjustable side bolsters as well as higher seat bolsters add lateral support during sporty driving maneuvers. (shown in Ivory White Nappa Leather with Ivory White Alcantara)

□ **Power lumbar support** adds four-way adjustable comfort for the lower back. Lumbar support can be adjusted up/down and in/out.



■ **6-way standard seats** with integrated fixed headrests can be manually adjusted for seat height, fore-and-aft positioning, and backrest tilt. (shown in Coral Red Kansas Leather)

□ **8-way power-adjustable seats** include the above plus seat tilt, and offer two memory buttons for the driver's seat and exterior mirrors.



□ **Heated front seats** offer three temperature settings for seat and backrest. In just a few short minutes, both driver and passenger can enjoy individualized warmth.



■ **3-spoke leather-wrapped multi-function sport steering wheel** lets you keep both hands on the wheel while changing radio stations, CD selections, volume, and making mobile phone calls (if so equipped). Thanks to BMW's Sun-Reflective Technology, it's always at a comfortable temperature, even when the Z4 Roadster is parked with the top down.



□ **Steering wheel-mounted paddle shifters**, included with the 6-speed Sport Automatic and 7-speed Double Clutch Transmission, allow you to shift gears manually without using a clutch.

□ **Heated steering wheel** makes gloves unnecessary in cold-weather driving. A flick of the switch quickly warms the steering wheel to the perfect temperature.



■ **Driving Dynamics Control** allows you to tailor the Z4's performance by selecting NORMAL, SPORT or SPORT+ driving modes at the touch of a switch. This changes throttle response, steering assist, suspension damping (with optional Adaptive M Suspension) and automatic transmission shifting (if so equipped). Additionally, you can deactivate Dynamic Stability Control (DSC) or switch to Dynamic Traction Control (DTC), which allows wheelslip within defined limits when driving in deep snow, or for a sportier driving style.

□ **Adaptive M Suspension** lowers the chassis by 0.4 inches and electronically adjusts the dampers from sportingly tight to relaxed and comfortable, for greater agility and precise response.



■ **6-speed manual transmission** is smooth and optimally synchronized. Developed specifically for the all-new Z4 Roadster, it features precise, short-throw gear shifts for an athletic driving experience. The narrow transmission ratios with an additional sixth gear make the engine even more responsive to your personal driving style.



□ **6-speed Sport Automatic transmission** enhances the Z4 sDrive30i's athletic performance, with its quick gear shifts and immediate response to the accelerator pedal. In addition to Adaptive Transmission Control (ATC) that learns your driving style, it offers two manual shift modes: using the gear selector lever, or steering wheel-mounted paddle shifters.

□ **7-speed Double Clutch Transmission** provides the Z4 sDrive35i with smooth, lightning-quick gear changes by automatically shifting between two transmission structures. While one gear is disengaging, the next is already in position. The result is both quicker acceleration and enhanced fuel efficiency. If you prefer a hands-on approach, use the steering wheel-mounted paddle shifters or the gear selector lever to manually shift gears.



■ **Air conditioning** provides an ideal environment year-round. Includes micro-filter, manual temperature adjustment and air recirculation, seven fan speeds, and knee-level vents.

■ / □ **Automatic climate control system** allows each occupant to select their preferred temperature, as well as automatic or manual airflow and recirculation. The automatic recirculation control activates whenever certain air pollutants are detected. The system also offers a convertible mode for when the roof is down; micro-filter; defrost/defog and MAX A/C functions; sun and rain sensor, and auxiliary ventilation (shown here).



■ **Anti-theft AM/FM/CD audio system** includes Radio Data System and MP3 capabilities.

□ **Premium Sound Package anti-theft AM/FM/CD** (shown) generates full-bodied sound. Two-line readout displays names, audio and MP3 tracks. Includes a 6-disc DVD changer with scan function, random play and MP3 decoder; iPod® and USB adaptor.

□ **HD Radio™** receives free, digital AM/FM broadcasts across the U.S. in clear, static-free quality sound – AM sounds like FM; FM sounds like CD. Also enjoy “multicast” FM stations, as well as a variety of innovative data services.

For more information on HD Radio, visit [HDRadio.com](http://HDRadio.com).

□ **Premium speaker system** fills the cabin with rich surround sound. The multi-channel digital amplifier adjusts the surround sound to the internal dimensions of the vehicle; when equipped with the Navigation system, sound can be adjusted to simulate a church, hall or jazz club.



□ **Navigation system** features a pop-up, high-resolution, glare-free monitor. When not in use, it retracts back down, out of sight. Enhancements include 3-D daytime and nighttime maps, zoom, travel planner, and an Assistance Window. The hard drive offers 12 GB of space that can hold up to 2,000 songs. It also provides Real Time Traffic Information on potential traffic problems and solutions. **Voice Command** allows you to select radio stations, Navigation destinations, initiate mobile phone calls (if so equipped) and more without taking your attention away from traffic.



□ **BMW Assist™ and Bluetooth® system** offers hands-free calling through your BMW-approved Bluetooth phone. The system includes the BMW Assist Safety Plan for four years, providing Automatic Collision Notification, Emergency Request, Roadside Assistance, Door Unlock, Stolen Vehicle Recovery, TeleService, MyInfo and more. The optional Convenience Plan offers Directions, Traffic, Weather, Critical Calling, Concierge services and BMW Search.

See page 66 for detailed information on standard and optional services available with BMW Assist.



□ **Smartphone integration** lets you snap in your Bluetooth-enabled mobile phone to make hands-free calls while recharging. Includes a connection for the charger and external antenna for enhanced reception.

□ **iPod® and USB adaptor** lets you scroll through and select the music you want by using the car's radio controls, the multi-function steering wheel buttons or iDrive Controller. Music titles are displayed on the radio or Navigation screen.

■ **Auxiliary input port** lets you connect an external audio source, such as an iPod or MP3 player.



□ **Through-loading system** with integrated ski bag is an ideal way to expand the Z4 Roadster's stowing capabilities. It cleanly and securely holds two pairs of 67-inch skis and ski poles, or a 46-inch full-size golf bag. With the hardtop up, a second 46-inch golf bag can be stowed in the trunk. When using the through-loading system, the removable cover can be locked in position.



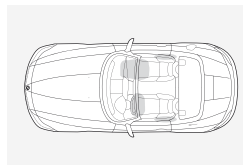
□ **Storage package**, included in the Cold Weather Package, maximizes the Z4's carrying capabilities. In the cabin, fastening nets are located in the passenger's footwell area and behind the seatbacks; a handy clothes hook is on each roll bar. In the trunk, cargo can be held down by lashing belts, and there is a convenient partition storage compartment that fits into the throughload opening.



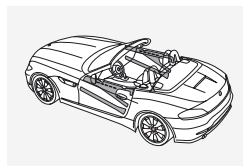
■ **Storage options** abound in the Z4. In addition to the storage bench behind the seats, there are fold-out storage compartments in both doors, two storage trays in the center console, a storage compartment in the dash (if not equipped with Navigation system), one under the center console, and a spacious glove compartment.



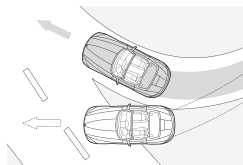
■ **Luggage compartment** is surprisingly spacious for a roadster. With the hardtop down, the trunk holds 6.4 cu. ft. Put the top up, and it holds 10.9 cu. ft. – enough to hold a 46-inch golf bag. A moveable partition, unique in the premium roadster class, creates enough room for a medium-size suitcase with the roof down – and much more with the roof up.



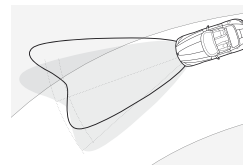
■ **Front airbags** help protect occupants' head and upper body. In the passenger seat is a sensor: if a small occupant, such as a child, is detected, the airbag is designed not to deploy. **Active knee protection** also helps protect knees in the event of severe impact. **Side airbags** (head/upper body) significantly reduce the risk of injury to the head, ribcage and pelvic area in the event of a side collision.




■ **Door reinforcements** are designed to provide maximum occupant protection in the event of a side impact. Added protection is provided by diagonal safety bars in the doors.



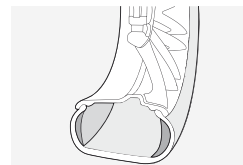
■ **Dynamic Stability Control (DSC)** is a braking control system that, when it senses an impending skid, helps to stabilize the vehicle in just milliseconds. If the system senses over- or understeer, it modulates engine power and can apply brakes individually to help keep the Z4 under control and going in the intended direction. For sportier driving or in deep snow, manually activate Dynamic Traction Control (DTC), to allow increased wheelspin.



■ **Xenon Adaptive Headlights** automatically swivel to follow the curves of the road. The system uses data from on-board sensors and the steering wheel angle to determine the car's direction, then adjusts the headlights accordingly. The system offers outstanding nighttime visibility.

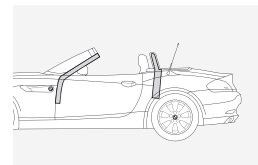


■ **Impact-absorbing bumpers** and compressible "crush tubes" front and rear help absorb the force of impact in collisions up to 9 mph, helping to minimize damage to the vehicle's body and simplifying repairs. Only at higher impact speeds do structural supports begin to deform, dissipating impact energy to help protect occupants.

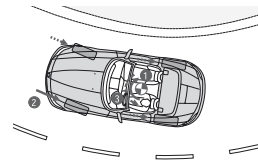


■ **Run-flat tires** allow speeds of up to 50 mph and travel from 30 to 150 miles after a loss of air pressure.<sup>1</sup> In situations that would normally result in a flat tire, reinforced sidewalls help prevent the tires from collapsing or loosening from the rim. In the event of a decline in tire pressure, the driver is warned by the **Tire Pressure Monitor**.

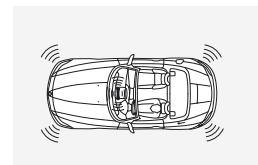
<sup>1</sup> Please see Owner's Manual for more information detailing allotted miles to travel and load weight rules.



■ **Z4 Roadster rollover protection** consists of two steel roll bars behind the headrests; they are connected with a highly stable chassis crossbeam. The system is completed by a bar of high-strength tubular steel integrated into the windshield frame for maximum safety.



■ **Cornering Brake Control (CBC)** increases vehicle stability by proportioning the braking force while turning. When you brake in a turn, the pressure comes off the rear wheels, which (1) causes the vehicle to swerve inward (oversteer). Cornering Brake Control counteracts this action by asymmetrically adjusting brake pressure (2), creating stabilizing counter-torque (3) independently of the ABS system.



■ **When crash sensors** detect a serious impact, interior lights and hazard flashers activate, and the doors automatically unlock to allow access for emergency aid.



Performance and efficiency	Z4 sDrive30i	Z4 sDrive35i
3.0-liter, 255-horsepower, dual overhead cam (DOHC), inline 24-valve 6-cylinder engine with composite magnesium/aluminum engine block, Valvetronic, and Double-VANOS steplessly variable valve timing	●	
3.0-liter, 300-horsepower, dual overhead cam (DOHC), inline 24-valve 6-cylinder engine with aluminum engine block, twin-turbo technology, piezo direct injection, and Double-VANOS steplessly variable valve timing		●
Electronic throttle control	●	●
6-speed manual transmission	●	●
6-speed Sport Automatic transmission with Adaptive Transmission Control and steering wheel-mounted paddle shifters	○	
7-speed Double Clutch Transmission with steering wheel-mounted paddle shifters		○

## Handling and braking

Driving Dynamics Control with NORMAL, SPORT and SPORT+ modes	●	●
Dynamic Stability Control (DSC), including Brake Fade Compensation, Start-off Assistant, Brake Drying, and Brake Stand-by features, with Dynamic Traction Control (DTC)	●	●
High-rigidity body/chassis unit with aluminum hood	●	●
Aluminum double-pivot spring and strut-type front suspension	●	●
Central Link rear suspension with cast-aluminum upper transverse links	●	●
Vehicle-speed-sensitive Electric Power Steering	●	●
4-wheel anti-lock disc brakes, ventilated front and rear	●	●
Front and rear anti-roll (stabilizer) bars	●	●
Twin-tube gas-pressure shock absorbers	●	●
Adaptive M Suspension	□	□

## Exterior and aerodynamics

17 x 8.0 Star Spoke (Style 290) light alloy wheels and 225/45 run-flat performance tires <sup>1</sup>	●	
17 x 8.0 front/17 x 8.5 rear Turbine Styling (Style 292) light alloy wheels and 225/45 front, 255/40 rear run-flat performance tires <sup>1</sup>		●
18 x 8.0 front/18 x 8.5 rear V Spoke (Style 294) light alloy wheels and 225/40 front, 255/35 rear run-flat performance tires <sup>1</sup> (includes increased top-speed limiter)	□	
18 x 8.0 front/18 x 8.5 rear Multi Spoke (Style 293) light alloy wheels and 225/40 front, 255/35 rear run-flat performance tires <sup>2</sup> (as an option requires Premium Package; with Sport Package includes increased top-speed limiter)		○□
19 x 8.0 front/19 x 9.0 rear V Spoke (Style 296) light alloy wheels and 225/35 front, 255/30 rear run-flat performance tires <sup>1</sup> (requires Sport Package; includes increased top-speed limiter)		○
Xenon Adaptive Headlights with auto-leveling	●	●
Retractable hardtop		●
Retractable, high-intensity headlight washers	★	★
Heated outside mirrors	●	●
White side-turn indicator lenses	●	●
Heated glass rear window	●	●
Metallic paint	○	○

## Interior seating and trim

6-way manually adjustable seats	●	●
8-way power seats with driver memory with 2 presets for exterior mirror and seat positions	○◇	○◇
10-way manually adjustable sport seats including adjustable thigh support, plus 2-way power-adjustable side bolsters	□◆	□◆
10-way power-adjustable sport seats including adjustable side bolsters, plus 2-way manually adjustable thigh support; includes driver memory with 2 presets for exterior mirror and seat positions (requires optional power seats or Premium Package)	□	□
4-way adjustable power lumbar support for seats	◇	◇
Leatherette upholstery	●	●
Kansas Leather upholstery <sup>2</sup>	○◇	●
Ivory White Nappa Leather upholstery <sup>2</sup>	◆	◆
Silver Matte interior trim	●	●
Brushed Aluminum interior trim	○	●
Ash Grain Wood interior trim	○	○
Anthracite Wood interior trim	◆	◆

- Standard
- Optional
- ◇ Included in Premium Package
- Included in Sport Package
- ★ Included in Cold Weather Package
- ◆ Included in Exclusive Ivory White Leather Package

Comfort and convenience	Z4 sDrive30i	Z4 sDrive35i
Comfort Access keyless entry with multi-function remote control, Comfort Opening and Loading functions	○	○
Manual climate control with micro-filter ventilation	●	
Automatic climate control – Includes micro-filter, automatic air recirculation, left/right temperature control, MAX A/C function, heat at rest, and recall of individual user settings	◇	●
Vehicle & Key Memory	●	●
BMW Lighting Package	◇	◇
Welcome lights with fade-in/fade-out feature, and actuation from remote control	●	●
Dynamic Cruise Control	●	●
Glove compartment; storage space in doors and behind seats	●	●
Dual power outside mirrors	●	●
Interior and exterior mirrors with automatic-dimming function	◇	◇
Rain-sensing windshield wipers and Automatic headlight control	●	●
High-beam Assistant (requires Premium Package; see your BMW center for availability)		
3-spoke leather-wrapped multi-function sport steering wheel with audio and hands-free phone controls (if so equipped)	●	●
Park Distance Control (PDC), front and rear	○	○
Center armrest	●	●
Heated steering wheel	★	★
3-stage heated seats	○★	○★
Through-loading system with ski bag	○★	○★
Storage package (includes elastic nets on back panel of seats and in passenger footwell; partition storage compartment in the through-load area; 1 clothes hook attached to each roll-bar; attachment straps in the luggage compartment)	★	★
2 cupholders in the center console beneath the center armrest, plus a clip-in cupholder on the center console	●	●
Electric interior trunk release	●	●
Integrated 3-button Universal garage-door opener	◇	◇

## Instrumentation and controls

LCD main and trip odometers	●	●
Service Interval Indicator with miles-to-service readout	●	●
4-function on-board computer	●	●
Outside temperature display	●	●
Tire Pressure Monitor	●	●
Power windows with "one-touch" push-pull open/close for driver	●	●
BMW Navigation system with high-resolution screen; 3-D maps; Voice Command system and Real Time Traffic Information; Drive system with high-function on-board computer, Controller, and 6 programmable memory keys; 80 GB hard drive with 12 GB storage for audio files	○	○
Smartphone integration (requires iPod® and USB adaptor)	○	○

## Safety and security

Dual-airbag Supplementary Restraint System	●	●
BMW's Advanced Safety System for integrated deployment of safety features	●	●
Automatic safety-belt pretensioners	●	●
Active Knee Protection	●	●
Side-impact airbags	●	●
Mechanism for disabling the deployment of the front, knee and passenger's-side airbag; includes indicator light <sup>3</sup>	●	●
Cornering Brake Control (CBC)	●	●
Rollover Protection System	●	●
Central locking system with double-lock anti-theft feature, selective unlocking and interior locking switch	●	●
Coded Driveway Protection	●	●
Adaptive Brake Lights	●	●
BMW Assist™ with Bluetooth® wireless technology for hands-free calling (with Bluetooth enabled mobile phone <sup>4</sup> if so equipped), phonebook downloading and speech recognition capabilities (see page 66 for full details)	○◇	○◇

<sup>1</sup> Performance tires not recommended for driving in snow and ice conditions. Due to low-profile tires, please note: wheels, tires and suspension parts are more susceptible to road hazard and consequential damages. Run-flat tires do not come equipped with a spare tire and wheel.

<sup>2</sup> Includes seat surfaces, headrests, armrests in center console and doors; includes Sun-Reflective Technology.

<sup>3</sup> See your BMW Z4 Roadster Owner's Manual for further details.

<sup>4</sup> Please contact your authorized BMW center or visit bmwusa.com for a list of BMW-approved Bluetooth enabled mobile phones.

Audio	Z4 sDrive30i	Z4 sDrive35i
Anti-theft AM/FM/CD audio system with Radio Data System and MP3 capabilities	●	●
Premium AM/FM/CD audio system with 2-line readout display, surround-sound mode, digital amplifier with vehicle-specific equalizing, and MP3 capabilities	△	△
Auxiliary audio input adaptor for portable music players	●	●
6-disc DVD changer	△	△
iPod® and USB adaptor	○/△	○/△
Satellite radio preparation	●	●
SIRIUS Satellite Radio with one-year subscription (please visit your authorized BMW center for details on services and equipment)	○	○
HD Radio™ with "multicast" FM station reception	○	○

BMW Services		
BMW Ultimate Service™ (for full details, exclusions and limitations, see page 66)	●	●

Premium Packages		
8-way power seats with driver memory with 2 presets for exterior mirror and seat positions	○/◇	○/◇
4-way adjustable power lumbar support for seats	◇	◇
Kansas Leather upholstery <sup>2</sup>	○/◇	●
Automatic climate control – includes micro-filter, automatic air recirculation, left/right temperature control, windshield misting sensor, MAX A/C function, heat at rest, and recall of individual user settings	◇	●
Interior and exterior mirrors with automatic-dimming function	◇	◇
BMW Lighting Package	◇	◇
Integrated 3-button Universal garage-door opener	◇	◇
BMW Assist™ with Bluetooth® wireless technology for hands-free calling	○/◇	○/◇

Sport Packages		
10-way manually adjustable sport seats including adjustable thigh support, plus 2-way power-adjustable side bolsters	□/◆	□/◆
Adaptive M Suspension	□	□
18 x 8.0 front/18 x 8.5 rear V Spoke (Style 294) light alloy wheels and 225/40 front, 255/35 rear run-flat performance tires <sup>1</sup>	□	
18 x 8.0 front/18 x 8.5 rear Multi Spoke (Style 293) light alloy wheels and 225/40 front, 255/35 rear run-flat performance tires <sup>1</sup>		□
19 x 8.0 front/19 x 9.0 rear V Spoke (Style 296) light alloy wheels and 225/35 front, 255/30 rear run-flat performance tires <sup>1</sup> (requires Sport Package)		○

Cold Weather Packages		
Heated steering wheel	★	★
Through-loading system with ski bag	○/★	○/★
3-stage heated seats	○/★	○/★
Storage package (includes elastic nets on back panel of seats and in passenger footwell; partition storage compartment in the through-load area; 1 clothes hook attached to each roll-bar; attachment straps in the luggage compartment)	★	★
Retractable, high-intensity headlight washers	★	★

Premium Sound Packages		
Premium AM/FM/CD audio system with 2-line readout display, surround-sound mode, digital amplifier with vehicle-specific equalizing, and MP3 capabilities	△	△
6-disc DVD changer	△	△
iPod and USB adaptor	○/△	○/△

Exclusive Ivory White Leather Packages		
Ivory White Nappa Leather upholstery <sup>2</sup>	◆	◆
10-way manually adjustable sport seats including adjustable thigh support, plus 2-way power-adjustable side bolsters	□/◆	□/◆
Anthractive Wood interior trim	◆	◆
Extended Black Leather (dash, upper portion of doors and sun visors)		◆

- Standard
- Optional
- ◇ Included in Premium Package
- Included in Sport Package
- ★ Included in Cold Weather Package
- △ Included in Premium Sound Package
- ◆ Included in Exclusive Ivory White Leather Package

<sup>1</sup> Performance tires not recommended for driving in snow and ice conditions. Due to low-profile tires, please note: wheels, tires and suspension parts are more susceptible to road hazard and consequential damages. Run-flat tires do not come equipped with a spare tire and wheel. Includes increased top-speed limiter.

<sup>2</sup> Includes seat surfaces, headrests, armrests in center console and doors; includes Sun-Reflective Technology.

## Equipped with all the best ideas. Original BMW Accessories.

Driving a BMW is always a special experience, which can be enhanced even further with Original BMW Accessories. Benefit from innovative solutions combining unique ideas, stunning design and supreme functionality. Discover the wide range of Original BMW Accessories that can totally personalize your vehicle's exterior and interior, technology, transporters, storage and protection. For additional information on BMW Accessories, please visit your authorized BMW center or our online website at [bmwusa.com](http://bmwusa.com).





Dimensions		Z4 sDrive30i	Z4 sDrive35i
Vehicle length/width/height	in	166.9/70.5/50.8	166.9/70.5/50.8
Track, front/rear	in	59.5/61.4	59.5/61.4
Wheelbase	in	98.3	98.3

Weight			
Unladen	lbs	3241 (3307)	3450 (3494)
Weight distribution, front/rear			
Manual transmission	%	48.0/52.0	49.2/50.8
Automatic transmission	%	48.3/51.7	49.2/50.8

Engine			
Liter/type/valves per cylinder		3.0/inline 6i4	Turbocharged 3.0/inline 6i4
Bore/stroke	in	3.35/3.46	3.31/3.53
Nominal output/hp	hp	255/6600	300/5800
Max torque/hp	lb-ft	220/2600	300/1400-5000

Performance			
Drag coefficient	C <sub>d</sub>	0.34	0.35
Top speed / Top speed with Sport Package (limited electronically)	mph	130 / 150	130 / 150
Acceleration – 0-60 <sup>1</sup>	sec	5.6 (6.0)	5.1 (5.0)

Fuel consumption <sup>2</sup>			
Manual transmission – city / highway	mpg	19 / 28	18 / 25
Automatic transmission – city / highway	mpg	(19 / 29)	(17 / 24)
Fuel capacity	gal	14.5	14.5

Wheels			
Standard – light alloy wheel dimensions	front	17 x 8.0	17 x 8.0
	rear	17 x 8.0	17 x 8.5
Run-flat performance tires <sup>3</sup>	front	225/45	225/45
	rear	225/45	255/40

Sport Packages – light alloy wheel dimensions (also Z4 sDrive35i Premium Package option)	front	18 x 8.0	18 x 8.0
	rear	18 x 8.5	18 x 8.5
Run-flat performance tires <sup>3</sup>	front	225/40	225/40
	rear	255/35	255/35

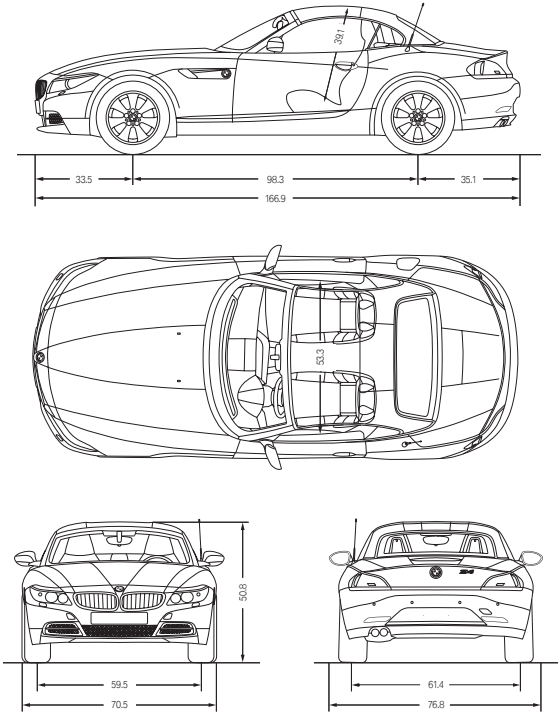
Z4 sDrive35i Sport Package upgrade – light alloy wheel dimensions	front	19 x 8.0	
	rear	19 x 9.0	
Run-flat performance tires <sup>3</sup>	front	225/35	
	rear	255/30	

Figures in ( ) apply to models with 6-speed Sport Automatic transmission.  
Figures in [ ] apply to models with 7-speed Double Clutch Transmission.

<sup>1</sup> BMW test results. Actual acceleration results may vary depending on specification of vehicle, road and environmental conditions, testing procedures and driving style. These results should be used for comparison only and verification should not be attempted on public roads. BMW urges you to obey all posted speed laws and always wear safety belts.

<sup>2</sup> EPA-estimated figures are for comparison purposes only. Your actual mileage will vary, depending on speed, driving habits, trip length and driving conditions; actual mileage will most likely be lower.

<sup>3</sup> Performance tires not recommended for driving in snow and ice conditions. Due to low-profile tires, please note: wheels, tires and suspension parts are more susceptible to road hazard and consequential damages. Run-flat tires do not come equipped with a spare tire and wheel.



All dimensions in the technical drawings are given in inches.

## BMW European Delivery: Save money – and drive your new BMW on the roads it was designed for.

The new **BMW Welt** ("BMW World") delivery and brand-experience center in Munich is bold proof of BMW's passion for design. When you take advantage of the BMW European Delivery Program,<sup>1</sup> this is where you will meet your new BMW – in a personalized process that is highly dramatic and totally unforgettable. (You might also realize substantial savings that just may pay for your trip.) While you're there, marvel at the historic BMWs in the Museum; learn about our engineers' newest innovations in the Technology and Design Atelier; and take a tour of the plant to experience first-hand the state-of-the-art methods used to create a BMW. Then comes the unique experience of driving your new BMW on the roads it was designed for. To learn more, visit [bmwusa.com/europeandelivery](http://bmwusa.com/europeandelivery).



### BMW Ultimate Service.™

At BMW, we believe that a premium ownership experience should feature performance and luxury, as well as safety and convenience. We believe you should be able to drive a BMW to its potential, while enjoying peace of mind and reduced cost of ownership. That's the idea behind **BMW Ultimate Service**: a suite of comprehensive programs and services that are included in every 2009 model year vehicle. The New Vehicle Limited Warranty, the BMW Maintenance Program, and Roadside Assistance come standard, with BMW Assist™ with TeleService offered as an option. **BMW Ultimate Service** starts with the **New Vehicle Limited Warranty**, providing you with coverage for the first four years or 50,000 miles, whichever comes first. Additionally, you have 12-year, unlimited-mileage warranty protection against corrosion and rust perforation.<sup>2</sup> **BMW Maintenance Program** is one of the most comprehensive maintenance programs in its class. We cover all factory-recommended maintenance during the New Vehicle Limited Warranty coverage period. This includes scheduled oil services and inspections. Also covered is the replacement of items that are subject to normal wear and tear, such as brake pads, wiper blade inserts and engine drive belts.<sup>3</sup> And, thanks to BMW's advanced engineering, most owners enjoy a well-balanced maintenance schedule, with flexible routine service intervals that can save you time. When your vehicle requires attention, your authorized BMW center ensures that it receives only genuine BMW parts – your assurance of exacting quality standards.

**BMW Roadside Assistance** is provided free of charge for the first four years – with no mileage limit. Call **1-800-332-4BMW (4269)** for friendly on-the-road help, 24/7, anywhere in the United States, Canada and Puerto Rico. This includes everything from flat-tire changes, emergency gasoline and lock-out service, to towing, alternative transportation and even trip-interruption benefits. This service also provides valuable trip-routing advice.

The **BMW Assist**™ Safety Plan<sup>4</sup> is an optional four-year program. You'll enjoy peace of mind knowing that a friendly response specialist is there to help you, 24/7, at just the push of a button. The **Safety Plan** includes Automatic Collision Notification, Emergency Request, Enhanced Roadside Assistance, Door Unlock, Stolen Vehicle Recovery and Customer Relations. MyInfo allows you to send business locations and street addresses with their associated phone numbers from the Google Maps™ website directly to your BMW. The destination can be linked to your Navigation system (if so equipped) for turn-by-turn directions, and you can call the destination via your Bluetooth® cell phone. And for the ultimate in coverage, add the optional **Convenience Plan**.<sup>5</sup> You'll enjoy unlimited access to personalized Directions, Traffic and Weather reports, as well as our Concierge feature, which can send a destination address and phone number right to your BMW. You can make up to four operator-assisted calls per year with Critical Calling if your cell phone is not available, or if its battery is discharged. **BMW Search** allows online access to Google™ inside your BMW if it is equipped with the Navigation system. Quickly find a desired business with just a key word; then, with a simple push of a button, start route guidance or a call with your Bluetooth phone.

BMW's unique **TeleService**, included in the BMW Assist Safety Plan, continually monitors specific parts that are subject to wear and tear – including the engine oil, micro-filter, spark plugs, brake linings and various fluids – as well as services that require attention at regular intervals, such as vehicle service inspections. This data is automatically transmitted to your BMW center, which will then call you to schedule a service appointment. You don't have to keep track of when your car requires routine maintenance. An added benefit: any needed maintenance service parts will already be on hand, so your BMW is serviced and returned to you as quickly as possible.

For more details on BMW Ultimate Service, visit your local BMW center or log on to [bmwusa.com/ultimateservice](http://bmwusa.com/ultimateservice).

### BMW Virtual Center.

If you get the sudden urge to shop for a BMW but your local BMW center is closed, there's good news – the BMW Virtual Center is open 24 hours a day! Log on to [bmwusa.com](http://bmwusa.com), then click on the model series you are interested in. After selecting the BMW that interests you, click on "Build Your Own." Configure the BMW of your dreams, and see what the monthly payments would be. You can even send the specifications to your local BMW center, apply for financing or request a test drive – all online!

### BMW Financial Services.

Arranging to buy or lease a BMW is easier than you may think. Your local authorized BMW center offers leasing and financing to suit your personal needs through BMW Financial Services.<sup>6</sup> Start the process at our website, where you can build your "dream vehicle," get an estimate on a monthly lease or financing payment, submit a credit application to BMW Financial Services – and get approval – all online!<sup>6</sup> To find out how BMW Financial Services can help put you behind the wheel of your favorite BMW model, log on to [bmwusa.com/fs](http://bmwusa.com/fs) or call, toll-free, **1-800-578-5000**.

### BMW Publications and Media Gallery.

Sent to new owners and lessees several times a year, **BMW Magazine** is a fascinating view of the latest events and products in the world of BMW, including personality profiles, travel reviews, and the latest BMW technologies. You can read articles from **BMW Magazine**, as well as **Mdriver** and **Inside Track** on the BMW website at [bmwusa.com](http://bmwusa.com) in the Media Gallery, found in the Experience section. Here you can also view featured videos and images, read recent news articles, and download BMW wallpapers. For more information, call Customer Assistance at **1-800-334-4BMW (4269)** or visit BMW online at [bmwusa.com](http://bmwusa.com).

<sup>1</sup> Not all models available for BMW European Delivery Program. Please go to [bmwusa.com](http://bmwusa.com) or visit your local authorized BMW center for details.

<sup>2</sup> See your authorized BMW center for details on these limited warranties.

<sup>3</sup> The BMW Maintenance Program covers factory-recommended maintenance services as determined by the Service Interval Indicator for all new eligible MY 2004 and later BMW vehicles. Specific additional items that need replacement due to normal wear and tear are also covered. The maintenance coverage period is for the first 4 years or 50,000 miles, whichever comes first. Exclusions from coverage include: gasoline, gasoline additives, windshield washer fluid and additives, battery, tires, wheels, wheel alignment and tire balancing. All work must be performed by an authorized BMW center. See the Service and Warranty Information booklet for specific terms, conditions and limitations. Further information can also be obtained from your local authorized BMW center.

<sup>4</sup> The BMW Assist and Bluetooth hands-free calling system with 4 years of Safety Plan services is optional or included in the Premium Package. In order to receive BMW Assist services, a subscriber agreement must be completed and transferred to the BMW Assist Response Center. GPS and underlying wireless services must be available and functioning; vehicle ignition must be turned on (except for Door Unlock and Stolen Vehicle Recovery); battery charged and connected and vehicle's electrical system operational; services may be limited to certain geographic areas. Call toll-free **1-888-333-6118**, log on to [bmwassist.com](http://bmwassist.com), or visit your BMW center for additional program details. Services are subject to the terms and conditions of your subscriber agreement.

<sup>5</sup> Requires BMW Assist Safety Plan subscription. Services are subject to the terms and conditions of your subscriber agreement. Please go to [bmwassist.com](http://bmwassist.com) for additional details on the optional Convenience Plan.

<sup>6</sup> Subject to credit approval and other terms and conditions.



More about BMW

bmwusa.com  
1-800-334-4BMW



The Ultimate  
Driving Machine®

### BMW and the environment.

BMW is a strong proponent of the environment and social responsibility. It is important to manage the earth's resources responsibly, and not jeopardize the needs of future generations. That is why BMW makes vehicles that minimize adverse environmental impact, from production (pollution prevention and waste minimization at the plant) through owner use (low emissions) to eventual disposal (easy drainability of all fluid-related components and easy neutralization of all pyrotechnic devices).

This effort has been recognized worldwide and, as a result, we are pleased to have received numerous environmental honors. In the U.S., for example, the Environmental Protection Agency accepted BMW's Spartanburg, SC production and manufacturing facility as a charter member of the agency's National Environmental Performance Track. Internationally, BMW AG – the parent company of both BMW of North America and BMW Manufacturing Co., Spartanburg, SC – was the first automotive company to be represented on the Dow Jones Sustainability Group Index, and has remained on the Index ever since. At BMW, we strive for high performance in everything we do.

U.S. Importer: BMW of North America, LLC, Woodcliff Lake, NJ 07677. All illustrations and specifications contained in this brochure are based on the latest product information available at the time of printing. BMW reserves the right to make changes at any time, without notice, in colors, materials, equipment, specifications and models. BMW may, subject to legal requirements, determine the Model Year designation of its vehicles. The Model Year designation on any particular model may be longer or shorter than 12 months. Some vehicles pictured may contain non-U.S. equipment. Some models may be shown with optional equipment. While BMW NA makes all reasonable efforts to provide accurate information in this brochure, there is no guarantee or warranty of accuracy. Furthermore, we do not assume any liability for the accuracy or completeness of information presented. This brochure shall not be used or relied upon as a substitute for information that is available from your BMW center. Further information can be obtained from your authorized BMW center or [bmwusa.com](http://bmwusa.com).

©2009 BMW of North America, LLC. Not to be reproduced wholly or in part without written permission of BMW NA. The BMW name, model names and logo are registered trademarks.

The Bluetooth word mark and logos are owned by the Bluetooth SIG, Inc. and any use of such marks by BMW is under license. iPhone and iPod are trademarks or registered trademarks of Apple Inc. Other trademarks and trade names are the property of their respective owners.

BMW recommends Castrol

