

2010 GMC CANYON



2010 GMC CANYON

VORTEC 2.9L I-4

18 CITY
25 HWY.
EPA-EST. MPG
CREW CAB 2WD

5-PASSENGER SEATING



CANYON

IN SEEKING YOUR PARTICULAR BLEND OF THE PRACTICAL AND THE FUN, YOU DON'T HAVE TO COMPROMISE. AN ARRAY OF CHOICES IN POWER, DRIVETRAINS, CONFIGURATIONS AND TRIMS ALLOW YOU TO CUSTOMIZE YOUR CANYON AS YOU LIKE IT. START WITH ONE OF THE MOST POWERFUL STANDARD FOUR-CYLINDER ENGINES IN THE CLASS, AND ENJOY 18 CITY/25 HWY. EPA-ESTIMATED MPG. OR CHOOSE AN AVAILABLE V-8 ENGINE WITH 300 HORSEPOWER. THIS IS CANYON: CHOICES THAT HAPPEN WHEN YOU ENGINEER TO EXCEED EXPECTATIONS.

Unless otherwise noted, all claims based on 2009 GM Mid Pickup segment and latest competitive information available at the time of printing.



CANYON CREW CAB IN PURE SILVER METALLIC SHOWN WITH AVAILABLE EQUIPMENT

TABLE OF CONTENTS

02 _ POWER

04 _ CARGO, RIDE AND HANDLING

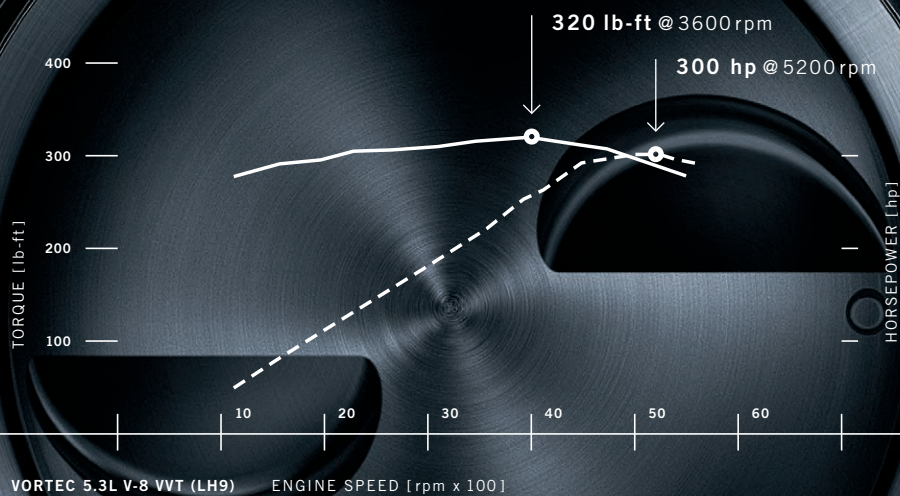
06 _ INTERIOR

08 _ SAFETY

10 _ CONFIGURATIONS

12 _ FEATURES AND OPTIONS

14 _ GMC ACCESSORIES



VORTEC 5.3L V-8 VVT

Every Vortec engine employs a unique cylinder head design that swirls and tumbles the intake charge, improving the air/fuel mixture to enhance performance. For Canyon, we engineer Vortec engine technology into three different configurations to provide

the right performance for your needs. Not every compact pickup offers a V-8, and with Canyon's available Vortec 5.3L V-8, bragging rights—and awesome capability—are included. Along with an outstanding trailering capacity of up to 6000 lbs.¹

VORTEC: THE POWER OF CHOICE

Variable exhaust Valve Timing (VVT) helps both Canyon's Vortec 2.9L I-4 VVT and Vortec 3.7L I-5 VVT engines provide smooth idling, impressive fuel economy² and power curves that provide near-peak torque over an extended rpm range. The 2.9L I-4 is one of the most powerful four-cylinders in the class, yet in the 2WD Crew Cab it's capable of 18 city/25 hwy. EPA-estimated mpg. The available Vortec 3.7L I-5 combines the

remarkable fuel efficiency² of a five-cylinder inline engine with V-6 levels of power. Couple it with an automatic transmission in either Canyon Extended or Crew Cab models, and you're trailering up to 5500 lbs! Both operate so quietly that we developed an "intelligent start" feature that prevents drivers from inadvertently engaging the starter when the engine is already running.



ONSTAR DIAGNOSTICS
AND GOODWRENCH SERVICE

A one-year OnStar Safe & Sound plan is standard on all Canyon models.³ Services include OnStar Vehicle Diagnostics, a powerfully simple way to know what your vehicle's key operating systems need. Every month it automatically

sends you an e-mail summary of hundreds of checks of your engine, transmission, antilock brakes and more. And to help promote maximum performance all around, take your Canyon to your GMC dealership for Goodwrench service (see page 17).

VORTEC 2.9L I-4 VVT

185 HP @ 5600 RPM

190 LB-FT OF TORQUE @ 2800 RPM

ONE OF THE MOST POWERFUL
FOUR-CYLINDERS IN THE CLASS

VORTEC 3.7L I-5 VVT

242 HP @ 5600 RPM

242 LB-FT OF TORQUE @ 4600 RPM

MORE HP AND TORQUE THAN MOST
COMPETITORS' STANDARD V-6

CANYON EXTENDED CAB IN PURE SILVER METALLIC SHOWN WITH AVAILABLE EQUIPMENT

STANDARD STABILITRAK
AND TRACTION CONTROL

PAYLOAD CAPACITY
1484 LBS¹
REGULAR CAB 2WD MODELS

We engineered Canyon to absorb the bumps, handle the curves and supply superb traction—whether it's loaded or unloaded. A carefully chosen mix of chassis design elements results in impressive handling capabilities. At the business end, a semifloating rear axle features two-stage multileaf springs, combining heavy-duty capability with excellent road manners under a variety of loads. The independent A-arm front independent units employ either coil springs or torsion bars depending on the model and suspension package you choose. And every Canyon features rack-and-pinion steering for precise steering response.

GETAWAY VEHICLE



04 _ CARGO, RIDE AND HANDLING

CANYON EXTENDED CAB IN RED-ORANGE METALLIC SHOWN WITH AVAILABLE EQUIPMENT

¹Maximum payload capacity includes weight of driver, passengers, optional equipment and cargo.

SUSPENSION OPTIONS

A strong, stiff chassis helps provide a smooth ride and impressive payload capacities. It also creates the opportunity for engineers to fine-tune the suspension to create the ride—and the look—you want. See page 10 for details on the Z85 Heavy-Duty, ZQ8 Sport (requires V-8) and Z71 High-Stance Off-Road suspension package availability.

LOCKING REAR DIFFERENTIAL

An available Eaton Automatic Locking Rear Differential, standard on SLT models, is designed to improve low-speed traction whether you choose 2WD or 4WD. The differential “locks” when the speed difference between the rear tires reaches approximately 100 rpm, forcing both rear wheels to rotate at the same speed. This allows more of the driveline’s torque to go to the tire with better traction.

STABILITRAK STABILITY CONTROL

All Canyon models feature the StabiliTrak stability control system and traction control. StabiliTrak sensors read the position of your steering wheel, vehicle speed, brake pressure, lateral acceleration and turning rate, then feed the data to an onboard computer. If your Canyon is not responding adequately to your steering input, the computer adjusts engine torque and brake pressure to any individual wheel to help you keep on track.

SHIFT ON THE FLY 4WD

Canyon 4WD models feature Insta-Trac, an electronic system that lets you shift—at the touch of a button—from 2WD to 4WD HI and back as traction conditions and vehicle speeds warrant.



CARGO BOX



All Canyon models have been engineered to carry the same generous-sized cargo box. Four bed anchors allow the use of tie-down straps to securely carry cargo,² and a bedliner is standard.

SPLIT-BENCH REAR SEAT



Crew Cab models offer comfortable accommodations and three-point safety belts for three rear-seat passengers. When you need more interior storage, simply flip down either side of the 60/40 seatback.

UNDER-SEAT STORAGE



For your convenience, Canyon Extended Cab offers factory-installed under-seat storage with a flat loading floor, providing you with additional storage space.

²Cargo and load capacity limited by weight and distribution.



AMENITIES AND NECESSITIES

06 _ INTERIOR



The Canyon interior is an artful blend of function and style. Its ergonomic design offers fingertip control of the interior environment while chrome accents lend a distinctive, finished look. And Solar-Ray tinted glass (available on Work Truck models, standard on all others) helps your Canyon look and feel cool, even on the sunniest days.

XM Radio, standard on SLE and SLT models, includes 3 trial months of service!¹ See page 16 for details.

Deeply integrated within the vehicle's architecture, OnStar² is a core asset of your Canyon, with a standard one-year Safe & Sound plan on all models. In addition to Vehicle Diagnostics, OnStar can also attempt to locate your vehicle if it is stolen and unlock the doors if you lock yourself out.³

¹XM Radio requires a subscription, sold separately by XM after the first 90 days. XM Radio U.S. service only available in the 48 contiguous United States and the District of Columbia. For more information, visit gm.xmradio.com. ²Visit onstar.com or call 1-888-4ONSTAR (466-7827) for details and system limitations. ³Ability to locate stolen vehicles and Remote Door Unlock success vary with conditions. Remote Door Unlock requires power door locks.



ROOM AND MORE FOR THE WHOLE CREW

Whether you choose a Regular Cab, Extended Cab or a Crew Cab model, you'll find Canyon's interior is designed for spaciousness, quiet comfort and convenience. For the ultimate in Canyon comfort, choose the SLT Crew Cab model. Leather-appointed seating is standard, as are heated, power-adjusting front bucket seats and rear-seat heat ducts to help keep rear-seat passengers comfortable.

3-DIMENSIONAL SPACE >>

- 39.6" FRONT HEAD ROOM
- 39.3" CREW CAB FRONT HEAD ROOM
- 57.1" SHOULDER ROOM
- 53.3" HIP ROOM

5★

2010 NHTSA 5-STAR
FRONTAL CRASH-TEST
SAFETY RATING¹ FOR
CREW CAB

STANDARD STABILITRAK,
TRACTION CONTROL
AND FOUR-WHEEL ABS

ENGINEERING SAFETY AND SECURITY

Canyon surrounds you with safety, before, during and, thanks to OnStar,² after a collision. Four-wheel antilock brakes plus the remarkable StabiliTrak electronic stability control system and traction control are all standard—there to help you avoid trouble. A robust steel safety cage

surrounds occupants, and steel door beams resist side impact. And with a standard one-year OnStar Safe & Sound plan on all Canyon models, you are not alone out there. This comprehensive approach is one more way professional-grade engineering makes Canyon the smart choice.



AIR BAGS

Dual-stage frontal air bags³ include a sensor that gauges the severity of a crash and determines whether to deploy one or two levels of inflation, helping reduce the risk of injury to the driver and front passenger. And Canyon offers standard head curtain side-impact air bags to help protect the driver and right-front passenger.

PASSENGER AND CHILD SAFETY

Canyon features a Passenger Sensing System that automatically turns the passenger-side air bag on or off, depending on the weight and position of the occupant. The LATCH system (Lower Anchors and Top tethers for CHildren) helps to properly secure a compatible child safety seat.⁴ (No LATCH system in Regular Cab.)

ONSTAR ON SAFETY: ONSTAR AUTOMATIC CRASH RESPONSE

In a crash, built-in sensors around your vehicle can automatically send an alert to OnStar.² An OnStar Advisor can be immediately connected to your vehicle to see if you need help. Even if you're unable to respond, the Advisor will use advanced GPS technology to pinpoint your exact location to direct emergency help—even in areas of limited cellular reception.

The Advisor can also relay critical crash information to emergency responders, such as severity and type of crash, so responders are better equipped to treat you at the scene. With Automatic Crash Response, you can get the help you need even if you can't ask for it. Visit onstar.com for details.



AVAILABLE SUSPENSION PACKAGE DETAILS

Z85 HEAVY-DUTY SUSPENSION The all-around choice. Independent front suspension with coil springs (2WD) or torsion bar (4WD) and two-stage rear leaf springs nicely accommodate varying loads and set Canyon up for most uses.

ZQ8 SPORT SUSPENSION For a sporty ride. Independent coil springs front and leaf-spring rear suspensions set Canyon 2 inches lower than with the standard Z85 suspension, and the package includes 18-inch aluminum wheels (requires Vortec 5.3L V-8).

Z71 HIGH-STANCE OFF-ROAD SUSPENSION With torsion bars, 28 mm tubular front stabilizer bar and 17" chrome-clad wheels, Z71 sets Canyon higher than the standard Z85 suspension, giving both 2WD and 4WD models a rugged, aggressive look.



WHEEL AVAILABILITY¹



PP4
 □ 16"
 □ STEEL



PP1
 □ 16"
 □ ALUMINUM



RP1
 □ 16"
 □ CHROME CLAD



R03
 □ 17"
 □ CHROME CLAD



PP3
 □ 16"
 □ STEEL



PP2
 □ 16"
 □ ALUMINUM



R02
 □ 16"
 □ CHROME CLAD



P67
 □ 18"
 □ ALUMINUM WITH BRIGHT FINISH

CAB STYLE:	REGULAR CAB		EXTENDED CAB		CREW CAB			
	2WD	4WD	2WD	4WD	2WD/Z85/V-8 ²	2WD	4WD	2WD/Z85/V-8 ²
DRIVETRAIN:								
Z85 SUSPENSION PACKAGE								
WT Standard	PP4	PP3	PP4	PP3	—	—	—	—
SLE Standard	PP2	PP1	PP2	PP1	PP1	PP2	PP1	PP1
SLE Available	RP1	R02	RP1	R02	R02	RP1	R02	R02
SLT Standard	—	—	PP2	PP1	PP1	PP2	PP1	PP1
SLT Available	—	—	RP1	R02	R02	RP1	R02	R02
Z71 SUSPENSION PACKAGE								
SLE Standard	—	—	R03	R03	—	R03	R03	—
SLT Standard	—	—	R03	R03	—	R03	R03	—
ZQ8 SUSPENSION PACKAGE								
SLE Standard	—	—	P67	—	—	P67	—	—

¹Use only GM-approved tire and wheel combinations. For important tire and wheel information, go to gmaccessorieszone.com or see your dealer for details. ²Not available with WT trim.



CANYON CONFIGURATIONS

ENGINEERED TO DELIVER CAN-DO CAPABILITY IN A VARIETY OF CONFIGURATIONS, CANYON OFFERS A WIDE SELECTION OF CABS, ENGINES, DRIVELINES, SUSPENSIONS AND TRIM LEVELS. SELECT THE BLEND OF PRACTICALITY AND FUN FOR YOUR NEEDS AND YOUR BUDGET.

TRIM	REGULAR CAB WT/SLE		EXTENDED CAB WT/SLE/SLT		CREW CAB SLE/SLT	
ENGINE	VORTEC 2.9L I-4 VVT VORTEC 3.7L I-5 VVT		VORTEC 2.9L I-4 VVT VORTEC 3.7L I-5 VVT VORTEC 5.3L V-8 VVT		VORTEC 2.9L I-4 VVT VORTEC 3.7L I-5 VVT VORTEC 5.3L V-8 VVT	
DRIVETRAIN	TWO-WHEEL DRIVE FOUR-WHEEL DRIVE		TWO-WHEEL DRIVE FOUR-WHEEL DRIVE		TWO-WHEEL DRIVE FOUR-WHEEL DRIVE	
TRANSMISSION	5-SPEED MANUAL/4-SPEED AUTOMATIC		5-SPEED MANUAL/4-SPEED AUTOMATIC		4-SPEED AUTOMATIC	
SUSPENSION	Z85 HEAVY-DUTY		Z85 HEAVY-DUTY Z71 HIGH-STANCE OFF-ROAD ZQ8 SPORT (REQUIRES V-8)		Z85 HEAVY-DUTY Z71 HIGH-STANCE OFF-ROAD ZQ8 SPORT (REQUIRES V-8)	
	REGULAR CAB		EXTENDED CAB		CREW CAB	
	2WD	4WD	2WD	4WD	2WD	4WD
EXTERIOR DIMENSIONS (INCHES)						
HEIGHT	65.5	67.6	65.5	67.6	65.2	67.9
OVERALL LENGTH	192.4	192.4	207.1	207.1	207.1	207.1
WHEELBASE	111.3	111.3	126	126	126	126
CARGO DIMENSIONS (INCHES)						
WIDTH	67.6	68.6	67.6	68.6	67.6	68.6
INSIDE WIDTH AT FLOOR	57.2	57.2	57.2	57.2	57.2	57.2
BOX LENGTH AT FLOOR	72.8	72.8	72.8	72.8	61.1	61.1

CANYON CREW CAB IN RED-ORANGE METALLIC/CANYON EXTENDED CAB IN PURE SILVER METALLIC/CANYON REGULAR CAB IN NAVY BLUE ALL SHOWN WITH AVAILABLE EQUIPMENT

CANYON/STANDARD AND AVAILABLE FEATURES

TRIM LEVELS	WT REG/EXT	SLE-1 REG/EXT/CREW	SLT EXT/CREW
-------------	------------	--------------------	--------------

MECHANICAL

TRANSFER CASE Insta-Trac electronic shift with dash-mounted controls. 4WD models only.	S	S	S
EATON AUTOMATIC LOCKING REAR DIFFERENTIAL ALTERNATOR 125-amp	A	A	S
145-amp. Included and only available with Vortec 5.3L V-8 engine. Available on SLE-1 Extended and Crew Cab models only.	S	S	S
BATTERY Heavy-duty maintenance-free with 590 cold-cranking amps and rundown protection	—	A	—
FRONT UNDERBODY SHIELD 4WD models only	S	S	S
SUSPENSION Front independent; with coil springs, standard on 2WD models only; with torsion bars, standard on 4WD models, included on 2WD Extended and Crew Cab SLE-1 and SLT models with ZQ8 Sport Suspension Package or Z71 High-Stance Off-Road Suspension Package and 5.3L V-8 SFI engine. See dealer for details.	S	S	S
Rear, semifloating axle with 2-stage multi-leaf springs	S	S	S
Z85 Heavy-Duty Suspension Package	S	S	S
ZQ8 Sport Suspension Package. 2WD models only. Not available on Regular Cab SLE-1. On SLE-1 models, requires SLE Deluxe Cloth front buckets and Power Convenience Package; on SLE-1 Extended Cab, requires 4-speed automatic transmission. On SLT, requires leather-appointed front buckets. Requires 5.3L V-8 SFI engine.	—	A	A
Z71 High-Stance Off-Road Suspension Package. Includes 4 17" chrome-clad wheels, P265/70R17 on-/off-road blackwall tires, front torsion bars, 28 mm front stabilizer bar, urethane jounce bumpers, large wheel flares and automatic locking rear differential. Requires 3.7L I-5 SFI or 5.3L V-8 SFI engine. Not available on SLE-1 Regular Cab models.	—	A	A
STEERING Power rack-and-pinion	S	S	S
BRAKES Front disc/rear drum with 4-wheel antilock	S	S	S
STABILITRAK Stability control system	S	S	S
TRAILERING EQUIPMENT Includes trailer hitch and 7-wire harness	A	A	A
ENGINE BLOCK HEATER	A	A	A

SEATING

SLE Deluxe Cloth front 60/40 split-bench with manual recliners, integral outboard head restraints, armrest with integral storage and dual cupholders	S	S	—
Front 60/40 split-bench with vinyl, integral outboard head restraints and dual cupholders. WT Regular Cab only.	A	—	—
Front buckets with SLE Deluxe Cloth. Includes integral head restraints, manual recliners, center floor console with storage and armrest. Extended and Crew Cab models only.	—	A	—
Leather-appointed front buckets with 8-way power driver and 6-way power front passenger seat adjusters, heated driver and front passenger seats with power lumbar control and adjustable head restraints	—	—	S

TRIM LEVELS	WT REG/EXT	SLE-1 REG/EXT/CREW	SLT EXT/CREW
-------------	------------	--------------------	--------------

Driver- and passenger-side, forward-facing, flat-folding rear seat, includes rear-seat storage compartment. On WT Extended Cab models, requires Ebony carpeted floor covering. Standard on SLE-1 and SLT Extended Cab models only.

Second-row, flat-folding seats. Crew Cab models only.

INSTRUMENTS AND CONTROLS

ANALOG INSTRUMENTATION With Driver Information Center	S	S	S
WARNING TONES Headlamp on, key-in-ignition, driver safety belt unfasten, turn signal on and critical Driver Information Center Active	S	S	S
STEERING Tilt-Wheel steering column with leather-wrapped steering wheel	S	S	S
CRUISE CONTROL	S	S	S

INTERIOR DETAILS

MIRRORS Inside rearview with manual day/night adjustment. Not available on Crew Cab or SLT models.	S	S	—
Inside rearview, auto-dimming. With compass and outside temperature display.	A	A	S
INTERIOR ACCENTS Chrome finish. Includes door handles, air outlets, accents on front upper door speaker grilles, uplevel instrument cluster bezel and front-door sill plates.	S	S	S
FLOOR COVERING Rubberized vinyl. On WT Extended Cab models, not available with driver- and passenger-side, forward-facing, flat-folding rear seats.	A	—	—
FLOOR MATS Rubberized vinyl front and rear. Requires color-keyed carpeted floor covering.	S	S	S
AIR CONDITIONING Single-zone manual	S	S	S
MANUAL WINDOWS AND DOOR LOCKS For driver and front passenger. Not available on Crew Cab models.	S	S	—
WINDOW Rear sliding	A	A	S
POWER CONVENIENCE PACKAGE With power windows, power door locks with lockout protection, outside power-adjustable mirrors, inside rearview auto-dimming mirror with compass and temperature display and remote keyless entry. Standard on SLE-1 Crew Cab models. Must specify Power Convenience Package delete, without Power Convenience Package on SLE-1 Regular and Extended Cab models.	A	A	S

ENTERTAINMENT/COMMUNICATION/NAVIGATION

AM/FM STEREO With seek-and-scan and digital clock. On WT models, upgradeable to AM/FM stereo with CD/MP3 player. On SLE-1 Crew Cab models, requires Crew Cab Value Option Package.	S	A	—
With CD/MP3 player, seek-and-scan, digital clock, auto-tone control, Radio Data System (RDS), ¹ speed-compensated volume, 4 speakers on Regular Cab models and 6 speakers on Extended and Crew Cab models. On SLE-1, not available or included with Crew Cab Value Option Package.	A	S	S

TRIM LEVELS	WT REG/EXT	SLE-1 REG/EXT/CREW	SLT EXT/CREW
-------------	------------	--------------------	--------------

XM SATELLITE RADIO² 3 trial months. See page 16 for details.

ONSTAR³ One year of Safe & Sound plan. See page 16 for details.

EXTERIOR STYLING AND FUNCTIONALITY

LIGHTS Front halogen fog lamps	—	S	S
Daytime Running Lamps with automatic exterior lamp control	S	S	S
WIPERS Front intermittent, with washers	S	S	S
GLASS Solar-Ray deep-tinted. All windows except light-tinted glass on windshield, driver- and front passenger-side glass.	A	S	S
OUTSIDE MIRRORS Manual-folding. SLE-1 Regular and Extended Cab models only. SLE-1 upgradeable to Power Convenience Package.	S	S	—
Power-adjustable, manual-folding	A	A	S
APPEARANCE/FUNCTION Ebony air dam, Dark Smoke Gray front fascia, chrome bumpers with Dark Smoke Gray pad on rear step-style bumper	S	S	S
BODYSIDE MOLDINGS Color-keyed; Crew Cab models	—	S	S
RECOVERY HOOKS 2 front, frame-mounted; standard on 4WD models. Not available on SLE-1 2WD Regular Cab models. Requires High-Stance Off-Road Suspension Package on SLE-1 2WD Extended and Crew Cab models, and SLT 2WD models.	S	S	S
WHEEL FLARES Front and rear, large, body-color. Requires Z71 High-Stance Off-Road Suspension Package. Not available on Regular Cab models.	—	A	A
FLEETSIDE PICKUP BOX All-welded steel with double-wall construction and corrosion protection with 4 cargo tie-downs, 2-position tailgate bedliner	S	S	S
TIRE Compact spare	S	S	S

SAFETY AND SECURITY

AIR BAGS ⁴ Frontal, driver and right-front passenger with Passenger Sensing System	S	S	S
Front and rear head curtain side-impact air bags with Passenger Sensing System, outboard seating positions	S	S	S
VEHICLE THEFT-DETERRENT SYSTEM With PASSLock	S	S	S
TIRE PRESSURE MONITOR (Does not monitor spare)	S	S	S

¹RDS functions only where stations broadcast RDS information.
²XM Radio requires a subscription, sold separately by XM after the first 90 days. XM Radio U.S. service only available in the 48 contiguous United States and the District of Columbia. For more information, visit gm.xmradio.com.
³Visit onstar.com or call 1-888-4ONSTAR (466-7827) for details and system limitations.
⁴Always use safety belts and the correct restraint for your child's age and size. Even in vehicles equipped with the Passenger Sensing System, children are safer when properly secured in a rear seat in the appropriate infant, child or booster seat. Never place a rear-facing infant restraint in the front seat of any vehicle equipped with a passenger air bag. See the Owner's Manual and child safety seat instructions for more safety information.

CANYON/SPECIFICATIONS

ENGINES	VORTEC 2.9L I-4 VVT (LLV) 3.73 REAR AXLE RATIO	VORTEC 3.7L I-5 VVT (LLR) 3.73 REAR AXLE RATIO	VORTEC 5.3L V-8 VVT (LH9) 3.42 REAR AXLE RATIO ⁵
CAPACITY	2.9 Liters (178 cu. in.)	3.7 Liters (223 cu. in.)	5.3 Liters (325 cu. in.)
BORE AND STROKE (MM)	95.5 x 102.0	95.5 x 102.0	96.0 x 92.0
COMPRESSION RATIO	10:1	10:1	9.9:1
VALVE TRAIN	Double overhead cam, 4 valves per cylinder, variable valve timing	Double overhead cam, 4 valves per cylinder, variable valve timing	Overhead valve, two valves per cylinder
FUEL DELIVERY	Sequential fuel injection	Sequential fuel injection	Sequential fuel injection
SAE NET HORSEPOWER @ RPM AUTOMATIC TRANSMISSION	185 @ 5600	242 @ 5600	300 @ 5200
SAE NET TORQUE @ RPM (LB-FT)	190 @ 2800	242 @ 4600	320 @ 4000
ENGINE/TRANSMISSION AVAILABILITY			
REGULAR CAB			
WT/1SA	S with 5-speed manual	A with 4-speed automatic	—
SLE-1/3SA	S with 5-speed manual	A with 4-speed automatic	—
EXTENDED CAB			
WT/1SA	S with 5-speed manual	A with 4-speed automatic	—
SLE-1/3SA	S with 5-speed manual	A with 4-speed automatic	A with 4-speed automatic
SLT/4SA	—	S with 4-speed automatic	A with 4-speed automatic
CREW CAB			
SLE-1/3SA 2WD	S with 4-speed automatic	A with 4-speed automatic	A with 4-speed automatic
SLE-1/3SA 4WD	—	S with 4-speed automatic	A with 4-speed automatic
SLT/4SA	—	S with 4-speed automatic	A with 4-speed automatic

TRAILERING SPECIFICATIONS ⁶	MANUAL TRANSMISSION RATINGS WITH BALL HITCH		AUTOMATIC TRANSMISSION RATINGS WITH BALL HITCH		VORTEC 3.7L I-5 VVT (LLR)		VORTEC 5.3L V-8 VVT (LH9)	
	VORTEC 2.9L I-4 VVT (LLV) AXLE RATIO	MAX. TRAILER WEIGHT (LBS)	VORTEC 2.9L I-4 VVT (LLV) AXLE RATIO	MAX. TRAILER WEIGHT (LBS)	AXLE RATIO	MAX. TRAILER WEIGHT (LBS)	AXLE RATIO	MAX. TRAILER WEIGHT (LBS)
REGULAR CAB 2WD	3.73	2400	3.73	3400	3.73	4000	—	—
REGULAR CAB 4WD	3.73	2100	3.73	3100	3.73	4000	—	—
EXTENDED CAB 2WD	3.73	2200	3.73	3200	3.73	5500	3.42/3.73	6000
EXTENDED CAB 4WD	3.73	1900	3.73	2900	3.73	5500	3.42/4.10	6000
CREW CAB 2WD	—	—	3.73	3000	3.73	5500	3.42/3.73	6000
CREW CAB 4WD	—	—	—	—	3.73	5500	3.42/4.10	6000

FRONT SUSPENSION: Z85 Heavy-Duty 2WD: Independent coil springs; 4WD: Independent torsion bar with stabilizer bar; Z71 High-Stance Off-Road 2WD & 4WD: Independent torsion bar with stabilizer bar	REGULAR CAB		EXTENDED CAB		CREW CAB	
	2WD	4WD	2WD	4WD	2WD	4WD
AXLE CAPACITY	2633	2850	2633	2850	2633	2850
SPRING CAPACITY	2633	2850	2633	2850	2633	2850
REAR SUSPENSION: Semifloating axle with two-stage multileaf springs						
AXLE CAPACITY	2900	2900	2900	2900	2900	2900
SPRING CAPACITY	2900	2900	2900	2900	2900	2900

GROSS COMBINED WEIGHT RATINGS ⁷ (GCWR) Based on engine and rear axle ratio	REAR AXLE RATIO WITH MANUAL TRANSMISSION	REAR AXLE RATIO WITH AUTOMATIC TRANSMISSION			STANDARD TECHNICAL DATA					
		3.73	—	—	REG CAB 2WD	REG CAB 4WD	EXT CAB 2WD	EXT CAB 4WD	CREW CAB 2WD	CREW CAB 4WD
GROSS COMBINED WEIGHT RATING (LBS)	6000	7000	9800	10,400	BRAKES Front disc/rear drum					
VORTEC 2.9L I-4 VVT (LLV)	3.73	3.73	—	—	STEERING Power rack-and-pinion					
VORTEC 3.7L I-5 VVT (LLR)	—	—	3.73	—	FUEL TANK CAPACITY APPROX. GALS. 19 19 19 19 19 19					
VORTEC 5.3L V-8 VVT (LH9)	—	—	—	3.42 3.73 4.10	BATTERY COLD-CRANKING AMPS 590 590 590 590 590 590					
					ALTERNATOR AMPS 125 125 125 125 125 125					
					GROSS VEHICLE WEIGHT RATING 4850 5150 5000 5300 5000 5300					
					GVWR LBS ⁸					
					MAXIMUM PAYLOAD CAPACITY LBS ⁹ 1484 1465 1603 1422 1480 1275					

⁵With 5.3L V-8 and Z71 High-Stance Off-Road Suspension Package, 2WD models get 3.73 rear axle ratio; 4WD models get 4.10 rear axle ratio. ⁶Maximum trailer weight ratings are calculated assuming a base vehicle, except for any option(s) necessary to achieve the rating, plus driver. The weight of other optional equipment, passengers and cargo will reduce the maximum trailer weight your vehicle can tow. See your GMC dealer for details. ⁷When properly equipped; includes weight of the vehicle and trailer combination, including the weight of the driver, passengers, fuel, optional equipment and cargo in the vehicle and trailer. ⁸When properly equipped; includes weight of vehicle, passengers, cargo and equipment. ⁹Maximum payload capacity includes weight of driver, passengers, optional equipment and cargo.



design by
U

GET PERSONAL.

Make Canyon your very own with available accessories created specifically to match its distinctive style, as well as yours. All of these items have been tested to meet GMC's original equipment standards for performance and appearance. Their cost can be applied to your purchase, installed by your GMC dealer and covered under GM's New-Vehicle Limited Warranty.¹ Just ask your dealer.

1
CAT-BACK EXHAUST SYSTEM²
T-304 stainless steel in two distinctive tunings: Touring gives Canyon a throaty purr and Performance delivers an aggressive growl.

2
SOFT TONNEAU COVER
An aluminum frame securely attaches the cover to the bed. An ingenious clamp system lets you open the tailgate with the cover on.

3
FENDER FLARES
Custom-molded design gives your Canyon a more aggressive appearance. Available in smooth color-keyed or textured gray finishes.

4
SPLASH GUARDS
Designed to accent the exterior of your Canyon, these molded splash guards provide protection from tire splashes and mud. Feature GMC logo and available in Dark Smoke Gray.

5
EXHAUST TIP
This stainless steel, dual-wall, angle-cut, highly polished exhaust tip will add a performance look to your Canyon's original equipment exhaust system.

6
BED EXTENDER
Stretch the capacity of your cargo bed with this bed extender. Compatible with bedliners and tonneau covers, it swings out to provide additional functional length over an open tailgate, or swings in to create a contained cargo area.³

7
MOLDED ASSIST STEPS
These sturdy, corrosion-resistant assist steps are textured on top for traction as you get in or out of your Canyon.

8
TOOLBOX
Built to last of 0.75 mm diamond-patterned aluminum with a full-length stainless steel hinge, it can handle over 250 lbs of stored equipment.³



¹GM Accessories permanently installed at the time of new-vehicle delivery are covered under the New-Vehicle Limited Warranty. If installed after delivery, coverage (parts and labor) is for the balance of the new-vehicle warranty or a minimum of 12 months/12,000 miles, whichever comes first. GM Accessories not requiring installation or purchased over the counter carry a 12-month limited warranty (parts only). Does not apply to licensed products. ²A properly installed Cat-Back Exhaust System meets the 95 dbA noise limit some authorities impose on modified exhaust systems. Some states and local rules are more stringent. Check with local authorities to determine if this system meets noise limits where you will register and drive your vehicle. ³Cargo and load capacity limited by weight and distribution. ⁴Available with WT trim. ⁵Extended or Crew Cab models only.

CANYON/COLOR AND TRIM

EXTERIOR COLOR



MERLOT JEWEL METALLIC



ONYX BLACK⁴



SUMMIT WHITE⁴



GRAY GREEN METALLIC



FIRE RED⁴



NAVY BLUE⁴



PURE SILVER METALLIC⁴



RED-ORANGE METALLIC EXTRA-COST COLOR

INTERIOR TRIM

DELUXE CLOTH



EBONY
Standard on WT and SLE-1 Trim




LIGHT TAN
Standard on SLE-1 Trim

VINYL




MEDIUM PEWTER VINYL
Available on WT Trim

LEATHER-APPOINTED



EBONY
Standard on Extended and Crew Cab SLT



LIGHT TAN
Standard on Extended and Crew Cab SLT

SEATING AND TRIM

MODELS

AVAILABLE SEATS AND COLORS

	SEAT	MATERIAL	AVAILABLE COLORS
WT	60/40 Split Bench	Deluxe Cloth (standard), Vinyl (available)	Ebony Cloth/Medium Pewter Vinyl
SLE	60/40 Split Bench or Reclining Buckets	Deluxe Cloth	Light Tan or Ebony
SLT	Reclining Buckets ⁵	Leather-appointed	Light Tan or Ebony

AVAILABLE FEATURES



FOG LAMPS
Front halogen fog lamps provide added visibility when you need it.



RECOVERY HOOKS
Frame-mounted recovery hooks are engineered for rugged durability.

**ONSTAR**

Every Canyon features a one-year OnStar Safe & Sound plan. With a variety of services that help keep you safe when you're on the road, the OnStar Safe & Sound plan offers added peace of mind. Just press the blue OnStar button and an OnStar Advisor is ready to help in a variety of situations. A highly trained OnStar Advisor can send Roadside Assistance if you get a flat tire, work with local authorities to locate your vehicle if it's stolen¹ and send a signal to unlock your doors¹ if you lock your keys in the vehicle. If you're involved in a collision, even if your air bags don't deploy, your vehicle can automatically send a signal to OnStar where an Advisor will attempt to contact you to see if you need help. Even if you can't answer, the Advisor will relay your location and crash severity information to emergency service dispatchers. And if you do need help, they can pinpoint your location by GPS and summon police, fire department or an ambulance on your behalf. You can even make and receive voice-activated, hands-free calls with OnStar Hands-Free Calling,² and with OnStar Vehicle Diagnostics you can receive monthly diagnostic reports via e-mail from your vehicle. OnStar services require vehicle electrical system (including battery), wireless service and GPS satellite signals to be available and operating for features to function properly. OnStar acts as a link to existing emergency service providers. Subscription Service Agreement required. Call 1-888-4ONSTAR (466-7827) or visit onstar.com for OnStar's Terms and Conditions, Privacy Policy and details and system limitations.

ONSTAR HANDS-FREE CALLING

OnStar Hands-Free Calling² capability is built into your Canyon. It's there when your cell phone is unavailable, its battery is low, you can't reach it easily or you left it home or in the office. Your Hands-Free Calling system is the right choice whenever you need an easy way to make and receive calls—at the touch of the phone button on the rearview mirror. Voice-activated dialing is convenient because you don't have to dial when you are at the wheel. And Hands-Free Calling is reliable because it's specially designed for better reception and fewer dropped calls in areas of limited cellular reception. You are invited to experience the benefits yourself with 30 Hands-Free Calling minutes—on OnStar—during the first 2 months you drive your Canyon, with no strings attached.

**XM RADIO**

Standard on all Canyon models except WT: XM Radio³ is standard with 3 trial months of service. XM turns your drive on with commercial-free music channels from virtually every music genre, artist-dedicated channels, live performances and more. Tune in to live play-by-play from the biggest sports, exclusive entertainment from top personalities, compelling talk, hilarious comedy, world-class news, local traffic and weather and family-friendly programming. Everything worth listening to is now on XM. Visit gm.xradio.com.

¹Ability to locate stolen vehicles and Remote Door Unlock success vary with conditions. Remote Door Unlock requires power door locks.

²OnStar Hands-Free Calling requires a Hands-Free Calling-enabled vehicle, existing OnStar service contract and prepaid minutes. Not available in certain markets. Calls may be made to the U.S. and Canada only.

³XM Radio requires a subscription, sold separately by XM after the first 90 days. XM Radio U.S. service only available in the 48 contiguous United States and the District of Columbia. For more information, visit gm.xradio.com.



COMMITMENT PLUS

From the owner orientation—and full tank of gas—you receive when you take possession of your Canyon to the **24-Hour Roadside Assistance, Courtesy Transportation and Travel Benefits**, Commitment Plus is a portfolio of owner privileges that lasts throughout your warranty. For expert product information, Roadside Assistance or other services, call 1-800-GMC-8782.

TRAVEL BENEFITS AND ROADSIDE ASSISTANCE Available around the clock: trip routing service, a program for reimbursement for trip interruption due to necessary warranty repairs, towing, flat tire change, jump-starts and more for 5 years or 100,000 miles (whichever comes first).

COURTESY TRANSPORTATION Available at participating dealers: shuttle service, reimbursement of certain public transportation or fuel expenses for overnight warranty repairs, and courtesy rental for overnight work. See your dealer for details.

GMC OWNER CENTER A complimentary, one-stop resource to enhance your GMC ownership experience. It's easy to sign up. Just go to gm.com/gmownercenter/gmc.

BEST COVERAGE IN AMERICA Canyon offers the best coverage in America. That means you get all the benefits of Commitment Plus, including Roadside Assistance and Courtesy Transportation. In addition, you get a new level of confidence with GM's 5-Year/100,000-Mile Transferable Powertrain Limited Warranty. Whichever comes first. See dealer for limited warranty details.

GMC | Goodwrench **GOODWRENCH SERVICE** To help your Canyon live up to its performance promise, GMC Goodwrench Service—found exclusively at your GMC dealer—is there. With all the engineering excellence in Canyon, GM-trained Goodwrench technicians have the expertise to care for all of it.

A NOTE ON CHILD SAFETY Always use safety belts and the correct restraint for your child's age and size. Even in vehicles equipped with the Passenger Sensing System, children are safer when properly secured in a rear seat in the appropriate infant, child or booster seat. Never place a rear-facing infant restraint in the front seat of any vehicle equipped with a passenger air bag. See the Owner's Manual and child safety seat instructions for more safety information.

TRAILERING AND OFF-ROAD INFORMATION Please review the Owner's Manual for important safety information about trailering or off-road driving with your vehicle.

IMPORTANT WORDS ABOUT THIS CATALOG We have tried to make this catalog comprehensive and factual. We reserve the right, however, to make changes at any time, without notice, in prices, colors, materials, equipment, specifications, models and availability. Specifications, dimensions, measurements, ratings and other numbers in this catalog and other printed materials provided at the dealership or affixed to vehicles are approximates based upon design and engineering drawings and prototypes and laboratory tests. Your vehicle may differ due to variations in manufacture and equipment. Since some information may have been updated since the time of printing, please check with your GMC dealer for complete details. GMC reserves the right to lengthen or shorten the model year for any product for any reason, or to start and end model years at different times.

GMC.COM See more of Canyon on our Web site: gmc.com/canyon. More photos and information; hot links to related subjects; convenient dealer locator; pricing guide, spec out your own vehicle. Or call 1-800-GMC-8782.

AN IMPORTANT NOTE ABOUT ALTERATIONS AND WARRANTIES Installations or alterations to the original equipment vehicle (or chassis) as distributed by General Motors are not covered by the General Motors New-Vehicle Limited Warranty. The special body company, assembler, equipment installer or upfitter is solely responsible for warranties on the body or equipment and any alterations (or any effect of the alterations) to any of the parts, components, systems or assemblies installed by GM. General Motors is not responsible for the safety or quality of design features, materials or workmanship of any alterations by such suppliers.

NEW-VEHICLE LIMITED WARRANTY All GMC light-duty vehicles come with a fully transferable, no-deductible 5-year/100,000-mile (whichever comes first) Powertrain Limited Warranty. GM vehicles registered in the U.S.A. are also covered for 3 years or 36,000 miles (whichever comes first). Coverage includes tires and towing to your nearest GMC dealership. Repairs will be made to correct any vehicle defect and most warranty repairs will be made at no charge. In addition, rust-through corrosion will be covered for 6 years or 100,000 miles (whichever comes first). See dealer for details.

ASSEMBLY GMC vehicles and their components are assembled or produced by different operating units of General Motors, its subsidiaries or suppliers to GM worldwide. We sometimes find it necessary to produce GMC vehicles with different or differently sourced components than originally scheduled. Since some options may be unavailable when your vehicle is assembled, we suggest that you verify that your vehicle includes the equipment you ordered or, if there are changes, that they are acceptable to you.

ENGINES GMC products are equipped with engines produced by GM Powertrain or other suppliers to GM worldwide. The engines in GMC products may also be used in other GM makes and models.

GMMOBILITY.COM (1-800-323-9935) GM Mobility offers financial assistance for eligible adaptive equipment to make automotive travel easier for persons with disabilities or special transportation needs. To learn more about special GM Mobility offers, visit gmmobility.com.

GMCARDMEMBERSERVICES.COM Did you know about the family of reward credit cards that can help you get a great deal on a new GM car, light-duty truck, SUV or crossover? With a GM reward card, you accrue earnings on every credit card purchase to use toward the purchase or lease of an eligible new GM vehicle. With three cards to choose from, you're sure to find one that suits you.

©2009 General Motors. All rights reserved. GM, the GM logo, GMC, the GMC logo, the slogans, emblems, vehicle model names, vehicle body designs and other marks appearing in this catalog are the trademarks and/or service marks of General Motors, its subsidiaries, affiliates or licensors.



WE ENGINEER PRACTICAL WISDOM AND REMARKABLE CAPABILITY INTO EVERYTHING WE DO—FROM OUR RENOWNED LINE OF SIERRA PICKUPS AND THE ACADIA, OUR PREMIUM MIDSIZE CROSSOVER, TO OUR FAMILY OF FULL-SIZE HYBRID SUVs AND PICKUPS NO COMPETITOR CAN OFFER: SIERRA HYBRID, YUKON HYBRID AND YUKON DENALI HYBRID.

ADD OUR POWERFUL ENGINES, COMPREHENSIVE SAFETY FEATURES AND THOUGHTFUL INNOVATIONS, AND YOU GET A COMBINATION OF PERFORMANCE, TECHNOLOGY AND CONVENIENCE YOU MIGHT NOT EXPECT IN ANY SINGLE VEHICLE. ADD TO THAT THE NEWEST ADDITION TO OUR LINEUP, THE GMC TERRAIN, AND YOU GET A SMALL CROSSOVER WITH THE STYLE AND FUNCTIONALITY OF AN SUV WITH A BEST-IN-CLASS 32 EPA-ESTIMATED HIGHWAY MPG.¹

THAT'S WHAT HAPPENS WHEN YOUR ENGINEERS NEVER SAY NEVER. THAT'S GMC. WE ARE PROFESSIONAL GRADE.



GMC.COM

10 GMC CAN RC-25 Litho in U.S.A. ¹Based on Terrain FWD with 2.4L I-4 DI engine and 2009 GM Compact SUV-Crossover segment. Excludes other GM vehicles.