


- 
- **10-YEAR / 100,000-MILE**
POWERTRAIN PROTECTION
 - **5-YEAR / 60,000-MILE**
BUMPER-TO-BUMPER COVERAGE
 - **7-YEAR / UNLIMITED MILES**
ANTI-PERFORATION WARRANTY
 - **5-YEAR / UNLIMITED MILES**
24-HOUR ROADSIDE ASSISTANCE

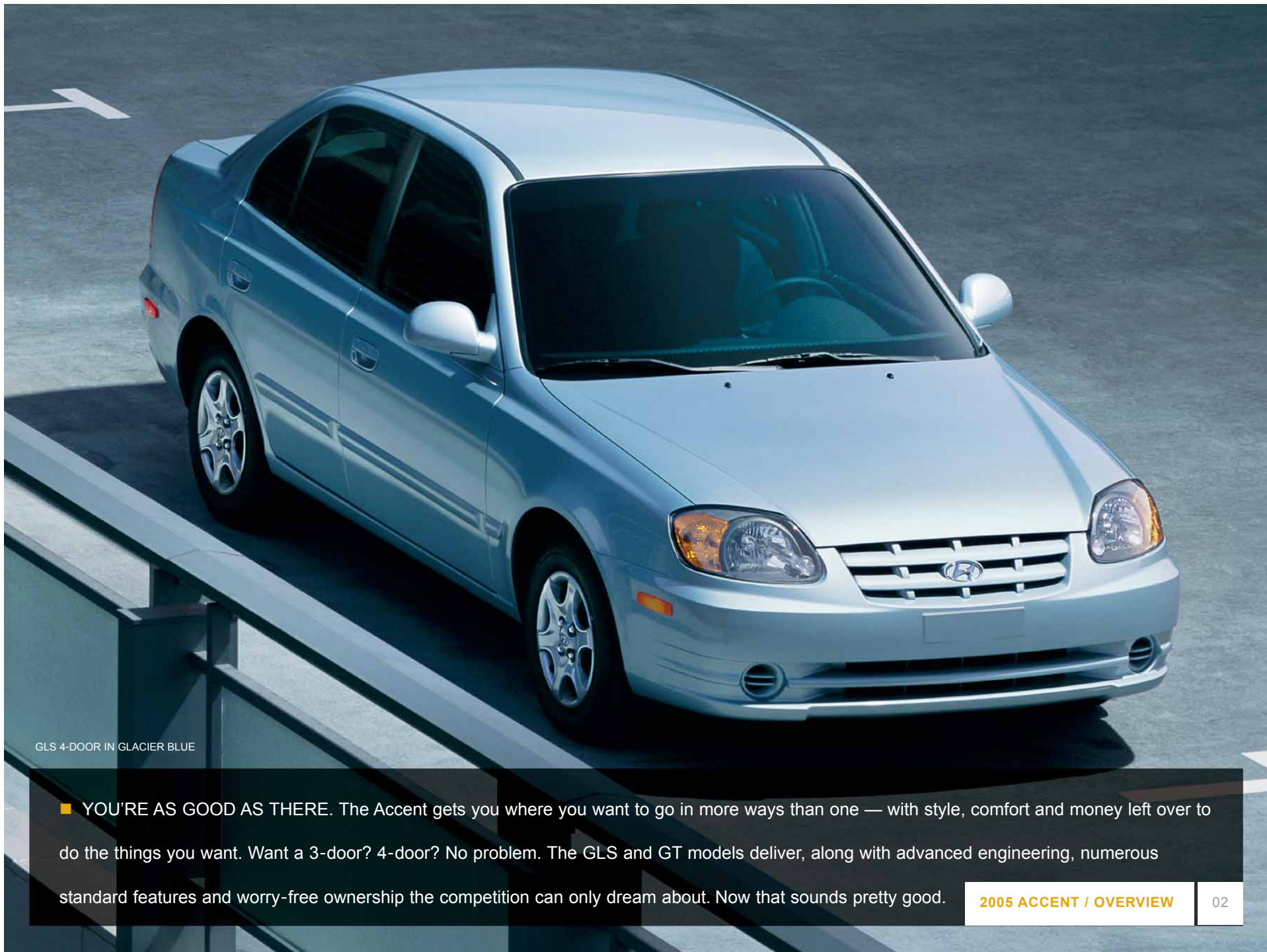
**2005 ACCENT /
AMERICA'S BEST WARRANTY**

01

GT 3-DOOR IN RETRO RED

■ **SOME THINGS YOU CAN COUNT ON.** And we're not talking about how it always seems to rain right after you've washed your car. We're talking Hyundai Accent with America's Best Warranty™ — proof that we stand by the quality of our vehicles with a warranty that is so impressive, it's unsurpassed by any other car company. Will you love your new Accent? The answer is simple: You can really count on it.

*See dealer for LIMITED WARRANTY details.



GLS 4-DOOR IN GLACIER BLUE


■ **YOU'RE AS GOOD AS THERE.** The Accent gets you where you want to go in more ways than one — with style, comfort and money left over to do the things you want. Want a 3-door? 4-door? No problem. The GLS and GT models deliver, along with advanced engineering, numerous standard features and worry-free ownership the competition can only dream about. Now that sounds pretty good.

2005 ACCENT / OVERVIEW

02



GT 3-DOOR INTERIOR IN DARK GRAY



60/40 SPLIT SEATBACK

Get the versatile cargo space you need to accommodate sports gear, luggage or your family pet with the Accent's standard 60/40 split fold-down rear seatback.



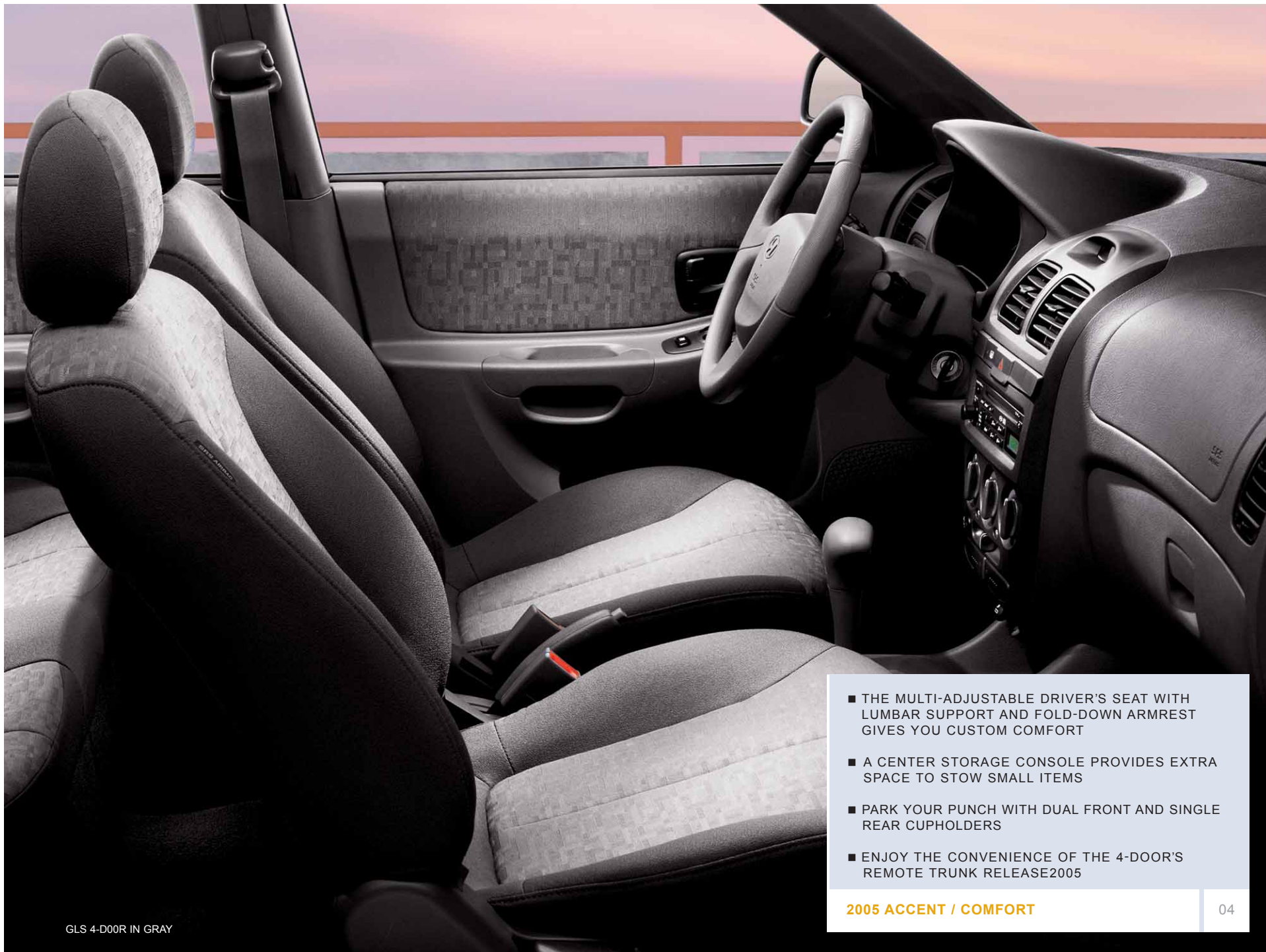
SPORTY GAUGES

The easy-to-read and sporty white-faced instrument cluster with tachometer is standard issue on the GT, as well as a trip odometer to help you keep track of your travels.



CD PLAYER

Customize your music to fit your mood. The available AM/FM/CD audio system with six speakers stores up to 18 of your favorite radio stations.



GLS 4-DOOR IN GRAY

- THE MULTI-ADJUSTABLE DRIVER'S SEAT WITH LUMBAR SUPPORT AND FOLD-DOWN ARMREST GIVES YOU CUSTOM COMFORT
- A CENTER STORAGE CONSOLE PROVIDES EXTRA SPACE TO STOW SMALL ITEMS
- PARK YOUR PUNCH WITH DUAL FRONT AND SINGLE REAR CUPHOLDERS
- ENJOY THE CONVENIENCE OF THE 4-DOOR'S REMOTE TRUNK RELEASE2005

2005 ACCENT / COMFORT



GLS 3-DOOR IN EBONY BLACK



5-SPEED MANUAL TRANSMISSION

Become one with the road. All Accent models are equipped with a standard 5-speed manual transmission, providing active control of your driving experience.



FOG LIGHTS

Increase your visibility in more ways than one with the GT's sleek front fog lights, one of many standard features that's both attractive and practical.



ENGINE

The spirited 16-valve, DOHC 4-cylinder engine with electronic ignition provides very efficient gas mileage, while requiring minimal routine maintenance.



AUTOMATIC TRANSMISSION

For those of you who prefer a smooth approach to your daily commute, a 4-speed automatic transmission with electronic overdrive is available.



GT 3-DOOR IN DARK GRAY SPORT CLOTH

■ **REST ASSURED.** While the Accent is impressively economical, it offers a wealth of safety features. Dual front and front side-impact airbags¹ and front and rear crumple zones are standard features. Also standard are front seatbelts with pretensioners and force limiters, and rear child-seat attachment anchors. The Accent's unibody construction is key to its structural integrity and durability.

¹ The Supplemental Restraint (airbag) System (SRS) is designed to work with the 3-point seatbelt system. The SRS deploys in certain frontal and/or side-impact conditions where significant injury is likely. The SRS is not a substitute for seatbelts, which should be worn at all times. Children under the age of 13 should be restrained securely in the rear seat. NEVER place a rear-facing child seat in the front seat of a vehicle that has a passenger-side airbag.

² Available as part of a specific option package. See dealer regarding availability.

FOUR AIRBAGS

Dual front and front side-impact airbags come standard on every Hyundai model. The side-impact airbags are seat-mounted so that they move along with your seat.



ANTI-LOCK BRAKES

Stop right there. For added steering control while braking hard in adverse driving conditions, all Accent models are available with an Anti-lock Braking System².



SEATBELT PRETENSIONERS

Front seatbelt pretensioners tighten the belts during a frontal impact. This reduces forward movement while positioning the occupants for optimal effectiveness of the airbags.



REINFORCED DOOR BEAMS

Steel side-impact door beams, together with front and rear crumple zones and reinforced bumpers, contribute to the Accent's overall strength, safety and your peace of mind.

■ SOMETIMES, IT'S WHAT'S ON THE OUTSIDE THAT COUNTS, TOO. So you'll find that the Accent possesses a stylish design all its own. On the GT model, 14-inch aluminum-alloy wheels, fog lights and a rear spoiler make for a sporty profile, along with body-color rocker molding to complete the look. Of course, your satisfied expression behind the wheel is what makes the Accent look best of all.

- THE GT's BODY-COLOR REAR SPOILER ADDS A SPORTY LOOK
- BODY-COLOR SIDE MIRRORS HELP CREATE A SEAMLESS PROFILE
- TINTED GLASS WITH SUNSHADE BAND LOOKS GREAT WHILE CUTTING THE GLARE
- FRONT FOG LIGHTS ARE STYLISHLY INTEGRATED INTO THE AIR DAM

2005 ACCENT / EXTERIOR STYLING

07



GT 3-DOOR IN STORMY GRAY

ACCENT SPECIFICATIONS



ACCENT GLS 3-DOOR

STANDARD FEATURES INCLUDE:

- 1.6-LITER, DOHC 4-CYLINDER ENGINE
- DUAL FRONT AIRBAGS
- FRONT SEAT-MOUNTED SIDE-IMPACT AIRBAGS
- POWER-ASSISTED RACK-AND-PINION STEERING
- POWER-ASSISTED FRONT DISC BRAKES
- DUAL SIDE MIRRORS
- AM/FM/CASSETTE AUDIO SYSTEM WITH FOUR SPEAKERS
- MULTI-ADJUSTABLE DRIVER SEAT WITH FOLD-DOWN ARMREST
- 60/40 SPLIT FOLD-DOWN REAR SEATBACK
- DRIVER AND FRONT PASSENGER DOOR MAP POCKETS
- REAR LATCH CHILD-SEAT ATTACHMENT SYSTEM
- CARGO AREA COVER
- BODY-COLOR DOOR HANDLES, SIDE MIRRORS, SIDE AND ROCKER MOLDINGS
- REAR WINDOW WIPER/WASHER
- TINTED GLASS WITH SUNSHADE BAND
- TACHOMETER
- DIGITAL CLOCK



ACCENT GLS 4-DOOR

INCLUDES ALL
ACCENT GLS 3-DOOR

STANDARD FEATURES PLUS:

- REMOTE TRUNK RELEASE
- CHILDPROOF REAR DOOR LOCKS
- EXCLUDES CARGO AREA COVER
- EXCLUDES REAR WINDOW WIPER/WASHER



ACCENT GT 3-DOOR

INCLUDES ALL ACCENT GLS 3-DOOR
STANDARD FEATURES PLUS:

- SPORT-TUNED SUSPENSION
- FRONT FOG LIGHTS
- LEATHER-WRAPPED STEERING WHEEL AND SHIFT KNOB
- WHITE-FACED INSTRUMENT CLUSTER
- 6-SPOKE, 14-INCH ALUMINUM-ALLOY WHEELS
- GT ROCKER MOLDING
- BODY-COLOR REAR SPOILER
- SPORT-CLOTH SEATS
- REAR WINDOW WIPER/WASHER
- CARGO AREA COVER
- EXCLUDES CHILDPROOF REAR DOOR LOCKS
- EXCLUDES REMOTE TRUNK RELEASE

ENGINE

	GLS 3-DOOR	GLS 4-DOOR	GT 3-DOOR
Type: Inline 4-cylinder	S	S	S
Displacement (liters)	1.6	1.6	1.6
Horsepower @ rpm (SAE net)	104 @ 5800	104 @ 5800	104 @ 5800
Torque (lb.-ft. @ rpm)	106 @ 3000	106 @ 3000	106 @ 3000
Compression Ratio	10.0:1	10.0:1	10.0:1
Valve Train: 16-valve DOHC	S	S	S
Fuel System: Multi-port Programmed Fuel Injection	S	S	S
Ignition System: Electronic	S	S	S

DRIVETRAIN

Drive Configuration: Front Wheel Drive	S	S	S
Manual Transmission: 5-speed	S	S	S
Automatic Transmission: Electronic 4-speed with Overdrive and Shiftlock	O	O	O
Final Drive Ratio (MT/AT)	3.84/4.04	3.84/4.04	3.84/4.04

BODY/SUSPENSION/CHASSIS

	Coupe	Sedan	Coupe
Body Type: Five Passenger			
Body Construction: Unibody	S	S	S
Front Suspension: Independent MacPherson Struts with Coil Springs	S	S	Sport-tuned
Rear Suspension: Independent Multi-link with Coil Springs	S	S	Sport-tuned
Power-assisted Rack-and-Pinion Steering	S	S	S
Power-assisted Front Disc/Rear Drum Brakes	S	S	S
4-wheel Anti-lock Braking System (ABS)	O	O	O
Turning Diameter, Curb-to-curb (ft.)	32.5	32.5	32.5
Wheels/Tires			
13-inch Steel with Deluxe Wheel Covers and P175/70R13 All-season Tires	S	S	—
14-inch Aluminum-alloy with P185/60HR14 All-season Tires	—	—	S

EXTERIOR DIMENSIONS

Wheelbase (in.)	96.1	96.1	96.1
Length (in.)	166.7	166.7	166.7
Width (in.) (excluding mirrors)	65.7	65.7	65.7
Height (in.)	54.9	54.9	54.9
Track (in., front/rear)	56.5/56.1	56.5/56.1	56.5/56.1
Curb Weight (lbs. MT/AT)	2280/2339	2290/2350	2280/2339

INTERIOR DIMENSIONS

Head Room (in., front/rear)	38.9/38.0	38.9/38.0	38.9/38.0
Leg Room (in., front/rear)	42.6/32.8	42.6/32.8	42.6/32.8
Shoulder Room (in., front/rear)	52.8/52.4	52.8/52.4	52.8/52.4
Hip Room (in., front/rear)	54.1/53.0	54.1/53.0	54.1/53.0
Cargo Volume (cu./ft.)	16.9	11.6	16.9
Passenger Volume (cu./ft.)	87.9	89.3	87.9

EPA MILEAGE ESTIMATES*/FUEL CAPACITY

5-speed Manual Transmission (City/Highway)	29/33	29/33	29/33
4-speed Automatic Transmission (City/Highway)	26/35	26/35	26/35
Fuel Capacity (gal.)	11.9	11.9	11.9

*EPA estimates for comparison. Your actual mileage will vary with options, driving conditions, driving habits and vehicle's condition.

**Rear-seat lower tether anchors (3-Door) and rear-seat upper tether anchors (4-Door).

Some accessories are not available on some models. While the information contained in this brochure was correct at time of printing, specifications and equipment can change. No warranty or guarantee is being extended in this brochure, and Hyundai reserves the right to change product specifications and equipment at any time without incurring obligations. Some vehicles are shown with optional equipment. Specifications apply to U.S. vehicles only. Please contact your Hyundai dealer for current vehicle specifications.

S = Standard Feature O = Optional Feature — = Not Available

ACCENT ACCESSORIES

You should always use genuine Hyundai parts and accessories, which meet strict standards for quality and durability.



The Accent's convenient cargo net is a great way to keep loose items from moving about in the back.




A custom-fitted hood deflector is a great-looking way to protect your Accent's paint against chipping.



Protect your new Accent's finish with our high-quality front nose mask, the perfect deterrent to bugs and scratches.

EXTERIOR COLORS



GLACIER
BLUE
(GRAY
INTERIOR)



QUARTZ
GREEN
(BEIGE OR
GRAY
INTERIOR)



STORMY
GRAY
(GRAY
INTERIOR)



EBONY
BLACK
(GRAY
INTERIOR)



SILVER MIST
(GRAY
INTERIOR)



NOBLE
WHITE
(BEIGE OR
GRAY
INTERIOR)



RETRO RED
(BEIGE OR
GRAY
INTERIOR)

INTERIOR COLORS



3-DOOR
BEIGE CLOTH



3-DOOR
GRAY CLOTH



4-DOOR BEIGE
CLOTH W/ INSERT



4-DOOR GRAY
CLOTH W/ INSERT



GT DARK GRAY
SPORT-CLOTH

EXTERIOR FEATURES

	GLS 3-DOOR	GLS 4-DOOR	GT 3-DOOR
Halogen Headlights	S	S	S
Front Fog Lights	—	—	S
Tinted Glass with Sunshade Band	S	S	S
Body-color Dual Power Mirrors	PE	PE	PE
Variable Intermittent Windshield Wipers/Washer	S	S	S
Rear Window Intermittent Wiper/Washer	S	—	S
Body-color Bodyside and Rocker Moldings	S	S	S
GT Rocker Molding	—	—	S
Body-color Bumpers	S	S	S
Body-color Rear Spoiler	—	—	S

INTERIOR FEATURES

Non-CFC Air Conditioning	O	O	O
Power Windows	PE	PE	PE
Power Door Locks	PE	PE	PE
AM/FM/Cassette Audio System with 4 Speakers	S	S	S
AM/FM/CD Audio System with 6 Speakers	PE	PE	PE
Reclining Cloth Front Bucket Seats with Adjustable Head Restraints	S	S	S
Multi-adjustable Driver Seat with Lumbar Support and Folding Armrest	S	S	S
Sport-cloth Seats	—	—	S
Leather-wrapped Steering Wheel and Shift Knob	—	—	S
White-faced Instrument Cluster	—	—	S
Tachometer	S	S	S
Digital Clock	S	S	S
Cupholders, Separate Dual Front Retractable/Single Rear	S	S	S
60/40 Split Fold-down Rear Seatback	S	S	S
Rear Window Defroster with Timer	S	S	S
Low-fuel Indicator Light	S	S	S
Cargo Area Cover	S	—	S
Driver and Front Passenger Door Map Pockets	S	S	S
Driver and Front Passenger Sunvisor Ticket Holders	S	S	S
Remote Trunk Release	—	S	—

SAFETY FEATURES

Driver and Front Passenger Airbags (SRS)	S	S	S
Driver and Front Passenger Side-impact Airbags (SRS), seat-mounted	S	S	S
Front and Rear Crumple Zones	S	S	S
Energy-absorbing Steering Column	S	S	S
3-point Seatbelts in All Outboard Positions, Rear Center Lapbelt	S	S	S
Front Seatbelts with Pretensioners and Force Limiters	S	S	S
Adjustable Front Seatbelt Anchors	S	S	S
Rear LATCH Child-seat Attachment System** for 2 child seats	S	S	S
Childproof Rear Door Locks	—	S	—

POPULAR EQUIPMENT PACKAGE (PE)

Power Windows
Power Door Locks
Power Mirrors
AM/FM/CD Audio System with 6 Speakers

S = Standard Feature O = Optional Feature — = Not Available