



2016 B - CLASS
ELECTRIC DRIVE



Mercedes-Benz

RECHARGE YOURSELF

WITH THE ALL-ELECTRIC B 250e, YOU CAN SAY GOODBYE TO GASOLINE WITHOUT GIVING UP ON ROOM, REFINEMENT, OR THE REJUVENATION OF DRIVING FUN.



The 2016 B 250e is available at Mercedes-Benz dealers in CA, CT, ME, MD, MA, NJ, NY, OR, RI and VT. 50-state availability will be announced at a later date. Standard and available equipment varies by model. Please see back of brochure.

PURE ELECTRIC, PURE MERCEDES-BENZ

Only one 100% electric vehicle combines 87 miles of driving range¹ with a full range of Mercedes-Benz family values. Its cabin lets five adults travel in quiet comfort, surrounded by industry-leading safety systems. Its stylish, aerodynamic and rigid body envelops a flexible and roomy cabin. Its user-friendly technology lets you map its driving range, find a charging station, and preheat or cool the cabin from your smartphone.² And with a powerful 177-hp motor, lithium-ion battery and nimble chassis, the 2016 B 250e drives with sporty, spirited response that's not merely enthusiastic—it's electrifying.



FUELED BY PASSION

YOU DON'T NEED AN EXHAUST NOTE TO GET REVVED UP ABOUT DRIVING. WITH SMOOTH STYLE AND SEAMLESS PERFORMANCE, THE B 250e IS AN EV TO ENVY.



LIMITS EMISSIONS, LIVENS EMOTIONS

The aerodynamically ideal B 250e may cheat the wind, but it doesn't shortchange your eye for design, nor your passion for driving. Sporty 17" alloy wheels embrace the road from within boldly flared fenders. LED Daytime Running Lamps and taillamps match function with flair. A sloping hood, big windows and short overhangs team up for excellent outward vision and easy maneuvering in city traffic—its natural habitat. And its clever design will surprise your passengers with generous cabin space and cargo room. The beauty of any EV starts with smooth, quiet performance. Unlike most EVs, the B 250e looks—and acts—the part.



RADICALLY FAMILIAR

THE FIRST MERCEDES-BENZ OF ITS KIND IS, FIRST OF ALL, A MERCEDES-BENZ



A HERITAGE OF FORWARD THINKING

Before you ever notice its power/charge gauge and energy flow display, you can tell what brand of car you're in. That's because before the B 250e could be an advanced alternative to gasoline, it first had to be an intuitive, intelligently designed and impeccably crafted Mercedes-Benz. From its illuminated front door sills to the leather that's hand-stitched to its steering wheel, it's the only EV that comes from the industry leader in both luxury and innovation.



What's under the B 250e cabin expands both its roominess and its range. Located in a dedicated "energy space" is a high-performance 28-kWh battery pack that can take you up to 87 miles on a full charge. And you can achieve that full charge in just 3.5 hours at a typical public charging station or with a 240-volt home setup.¹ You can also give it a 60-mile "top-up" in just two hours—perfect when you're at the mall. On the road, regenerative braking recaptures energy to charge the battery as you slow down. Optional radar-based regeneration is a Mercedes-Benz first, automatically maximizing energy recuperation as you adapt your speed to the flow of traffic.³ Paddles on the steering wheel let you select among three recuperation levels. And a smartphone app and EV homepage² let you check the battery status, find charging stations along a route, and preheat or precool the cabin while it's plugged in—saving range for the road.



YOU CAN ADD RANGE WHILE IT'S DRIVING. CONTROL FEATURES WHILE IT'S CHARGING. AND PLAN A TRIP WHILE YOU'RE SHOPPING. A NETWORK OF FEATURES IN THE CAR AND ON YOUR PHONE MAKE IT EASY TO STAY CONNECTED, WHETHER YOU'RE PLUGGED IN OR NOT.

UNPLUG AND PLAY



BREATHING ROAM

BEFORE YOU GO TO BED TONIGHT, THINK ABOUT HOW FAR YOU'LL BE DRIVING TOMORROW. NOW THINK ABOUT HOW MUCH CLEANER TOMORROW COULD BE.



NOT JUST FAR ENOUGH, BUT FAR AHEAD

Chances are, your everyday driving rarely adds up to more than the 87-mile range of the B 250e.¹ And whether you plug it in at home, at the office, or at a public charging station, from behind the wheel it's all good, clean fun. Its electric motor puts out 251 lb-ft of torque from a standstill, whisking you to 60 mph in a 7.9-second whisper.⁴ Its low-mounted battery pack and 4-wheel independent suspension team up for stable, sporty handling. And since it's 100% electric, it generates zero local emissions. How far will you drive tomorrow? In a B 250e, you can travel to a cleaner future—and still be home for dinner.



COLLISION PREVENTION ASSIST PLUS

Radar-based technology alerts you if you're following a vehicle too quickly or too closely. As soon as you start to brake, Adaptive Brake Assist automatically adjusts the braking to an ideal level, to help prevent a collision or reduce its severity. The system can apply the brakes autonomously from speeds up to 65 mph. It can also activate PRE-SAFE[®], the predictive system that can tighten the front seat belts and close the windows in the moments before a collision.⁵

ATTENTION ASSIST

By continuously monitoring as many as 70 parameters of driving behavior, ATTENTION ASSIST[™] can alert you both visually and audibly if it detects signs of driver-drowsiness on long trips. Its enhanced sensitivity helps the system detect drivers who begin their trip drowsy. A display in the gauge cluster can help you track your own attention level and driving time along your journey.⁶

EMERGENCY-SENSING BRAKE ASSIST

The Brake Assist system (BAS[®]) senses emergency braking based on the speed at which you press the brake pedal. If it detects a panic situation, it immediately applies maximum available power boost. By eliminating the delay caused by a common human tendency not to brake hard enough, soon enough, Brake Assist can potentially reduce the overall stopping distance—a benefit that may help you avoid a collision. Letting up on the brake pedal releases Brake Assist.⁷

BLIND SPOT ASSIST

When you're driving at speeds above approximately 20 mph, optional radar technology helps sense when a vehicle enters the blind-spot area on either side of your vehicle, and alerts you by illuminating an icon in the appropriate side mirror. If you activate a turn signal before changing lanes while Blind Spot Assist is detecting a vehicle, the system sounds a distinctive warning tone.⁸

PROTECTIVE INSTINCTS

IT'S NOT JUST ANY ELECTRIC VEHICLE. THE B 250e ALSO PACKS A BATTERY OF SAFETY INNOVATIONS, MANY OF THEM PIONEERED BY MERCEDES-BENZ. BY WATCHING THE ROAD AHEAD AND ALL AROUND YOU WITH ADVANCED RADAR AND OTHER SENSORS, IT CAN HELP YOU GET OUT OF DANGER BEFORE YOU'RE IN IT.



ADAPTIVE BRAKING TECHNOLOGY

A suite of advancements pioneered by Mercedes-Benz has gone on to become an industry standard. If you lift off the accelerator pedal quickly, Predictive Brake Priming pre-charges the brakes for more immediate response when you apply them. In the rain, Automatic Brake Drying periodically sweeps water build-up from the discs. Hill-Start Assist helps prevent rollback in uphill starts. And a brake HOLD feature can make long red lights or stopped traffic a little easier.⁷

REARVIEW CAMERA

When you shift your B250e to Reverse, an available wide-angle rearview camera can automatically show a live, color view of the area immediately behind your vehicle on the cockpit's large, centrally positioned display. The camera is mounted on the exterior of the liftgate, above the license plate area, so its viewing range is not impeded by rear-seat passengers.⁸

PARKTRONIC WITH ACTIVE PARKING ASSIST

An optional system can size up open parking spaces as you drive by. When you decide to back into one, it can expertly steer and brake for you—and steer you back out later. In any low-speed maneuver, PARKTRONIC's ultrasonic sensors in the bumpers help detect nearby objects within its field of view. Audible and visual indicators in the cabin help you navigate tight spaces with confidence.

PEDESTRIAN ALERT SOUND GENERATOR

While the near-silent operation of the all-electric B250e adds to its exceptional comfort on the highway, it's designed to emit a gentle tone outside the vehicle while you're driving at speeds below 20 mph. The feature can help make your presence known to pedestrians or others who might be relying on sound alone to detect approaching vehicles in areas such as parking structures and lots.¹⁰



FLEXIBLE, VERSATILE AND RECONFIGURABLE, THE B 250e CABIN ADAPTS TO YOU. MULTI-ADJUSTABLE SEATS, MULTIFUNCTIONAL DISPLAYS, MULTIZONE CLIMATE CONTROL AND MULTIPLE ENTERTAINMENT OPTIONS MAKE IT AN ALL-ELECTRIC TRANSFORMER.

THE POWER TO ADAPT





The minimalism of the B 250e's emissions and efficiency is wholeheartedly absent from its richly appointed cabin. In true Mercedes-Benz fashion, it's fashionable—and, of course, highly functional. The power front seats each include a 3-position memory. The roomy rear cabin has twin folding tables and a pass-through center armrest.¹¹ The dual-zone climate control filters dust, pollen and odors from the cabin. Bluetooth® audio streaming and dual USB ports deliver your playlist, while your listening options include nationwide SiriusXM Radio¹² and global Internet radio,² along with harman/kardon® digital surround sound. Available amenities range from hand-fitted leather and hand-finished wood trim to heated front seats and 12-color ambient lighting. The luxury of spontaneity is standard: the 60/40-split rear seats fold down to make room for up to 51.4 cubic feet of cargo.



TOGETHER WHEREVER

IT'S ONLY NATURAL TO DEVELOP AN EMOTIONAL ATTACHMENT TO YOUR B 250e. WITH THE MY MERCEDES ELECTRIC HOMEPAGE AND MBRACE, ENJOYING A TECHNOLOGICAL CONNECTION IS JUST AS EASY.

With Mercedes-Benz mbrace[®], your car is only a click away. Five years of mbrace Connect benefits and services² come standard with every new 2016 B 250e, providing remote access to your car and the My Mercedes Electric homepage from your smartphone or computer. The homepage lets you check your car's state of charge, map its driving range, locate charging stations, and preheat or cool the cabin from the Chrome™ or Safari® Web browser on your computer or phone. The mbrace Mobile App¹³ lets you lock, unlock and locate your car—and more. You can also enjoy an evolving variety of in-car Internet-based apps, or send destinations to your car's available COMAND® navigation system from your computer or phone. Your car can provide remote diagnostics and a direct connection to Mercedes-Benz Roadside Assistance.¹⁴ Three additional packages bring you even more connections—from added safety and security, to a personal concierge, to streaming music and in-car WiFi for you and your friends. With mbrace, your Mercedes-Benz helps you stay connected to your world—from where you are, and wherever you go.

mbrace Connect

5 years included

State-of-the-art convenience with remote vehicle access, in-vehicle apps and over-the-air updates

Package includes:

- My Mercedes Electric homepage for Chrome or Safari browsers
- mbrace Mobile App for Android or iPhone
- Remote lock/unlock and other vehicle features via Mobile App
- Access to mbrace Web services at mbrace.MBUSA.com
- Remote diagnostics with direct dealer connection
- Over-the-air updates of many mbrace features and apps
- An evolving selection of Mercedes-Benz Apps, such as:
 - Google™ Local Search
 - Yelp
 - Charging station finder with location tips and details
 - Weather reports locally and around the world
 - Airport flight status
 - Local movie theater showtimes
- Valet Protect
- Viewable traffic cams in many metro markets

mbrace Secure

6-month trial included
Requires mbrace Connect

Added peace of mind from safety and security features for you, your family, and your vehicle

Package includes:

- Automatic Collision Notification
- Emergency calling from your car's SOS button or the Mobile App
- Automatic Alarm Notification
- Stolen vehicle location assistance
- Agent-assisted remote locking and unlocking
- Dealer connect

mbrace Concierge

3-month trial included
Requires mbrace Secure

Personal assistance from highly knowledgeable professionals with access to a world of resources

Package includes:

- Personal concierges to help you stay more productive on the road, or from the Mobile App on your smartphone
- Expert recommendations and reservations for dining out, and for tickets to events
- Turn-by-turn directions from a live assistant or sent to your car
- Travel assistance, including reservations and changes for hotels, airlines and car rentals
- Answers to most any question, help with most any request

mbrace Entertain

3-month trial included
Requires mbrace Secure

Online, on-the-road enjoyment from streaming entertainment to maps, along with in-car WiFi

Package includes:

- Streaming audio and data via widely available 3G coverage
- In-car WiFi with secure connection of up to four devices
- Online maps, powered by Google
- A selection of streaming audio apps, including:
 - TuneIn® radio
 - iHeartRadio® Available starting Fall 2015
 - Mercedes-Benz Radio

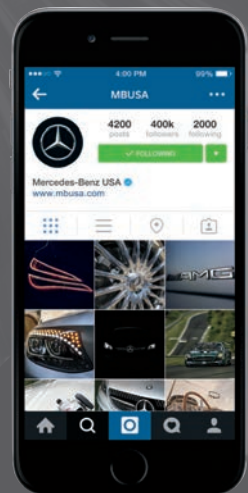
WiFi and online maps require Multimedia Package

Mercedes me is a new online destination for Mercedes-Benz drivers, where you can access vehicle info, get more from your mbrace features, learn more about your car, and follow the exciting world of Mercedes-Benz. Take a tour at MBUSA.com/me



CAR IN YOUR POCKET

The mbrace Mobile App on your iPhone or Android phone lets you remote-control a number of car features from anywhere your phone has service. You can lock or unlock the doors, or flash its lights and sound the horn. You can even look up an address, and send it directly to your car's COMAND navigation system. The B250e also includes the My Mercedes Electric homepage, with exclusive EV benefits.



OUR WORLD IS YOURS

The online world of Mercedes-Benz is one of many ways you can enjoy being part of the family. You can keep up to date with news and events, or take in an entertaining film. You can get more from your vehicle with helpful tutorial videos and downloadable manuals. And you can check out photos from other Mercedes-Benz drivers and fans, and best of all, share yours as well.



BUILD YOUR OWN

MBUSA.com/B

Specifications

B250e

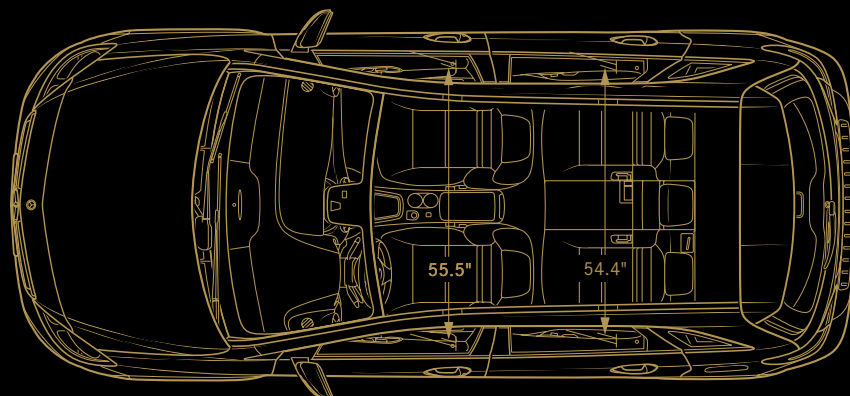
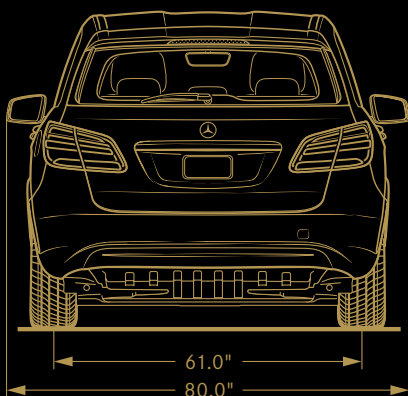

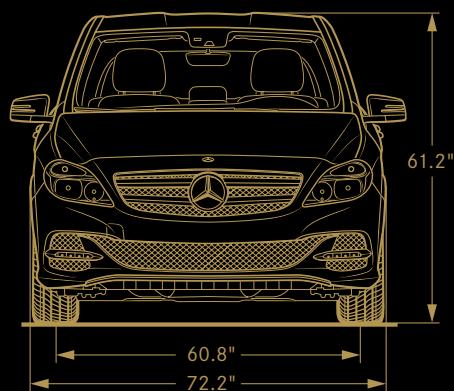
Motor	Type	Zero Emission asynchronous electric motor
	Power	177 hp (132 kW) @ 3,600 rpm
	Torque	251 lb-ft @ 0 rpm
Battery type	28-kWh lithium-ion	
Transmission	Single-speed (forward or reverse) with ECO+ and Sport modes	
Driving range	Up to 87 miles per full charge ¹	
Charging time¹	@120 volts	Up to 32 hrs
	@240 volts	3.5 hrs (40 amps) / Less than 2 hrs for a 60-mile "top-up"
Acceleration, 0-60 mph⁴	7.9 sec	
Top speed¹⁵	100 mph (electronically limited)	
Wheels	17" 10-spoke with all-season Extended Mobility tires ¹⁶	
Suspension	4-wheel independent strut front/multilink rear	
Drivetrain	Front-wheel drive	

Dimensions

B250e

Wheelbase	106.2"
Overall length	171.6"
Overall height	61.2"
Overall width	80.0" (with mirrors)
Curb weight	3,924 lbs
Headroom (front/rear)	39.8" / 37.6"
Shoulder room (front/rear)	55.5" / 54.4"
Cargo capacity	
Behind rear seat	21.6 cu ft (floor to ceiling)
Rear seats folded	51.4 cu ft (floor to ceiling)

The 2016 B250e is available at Mercedes-Benz dealers in CA, CT, ME, MD, MA, NJ, NY, OR, RI and VT. 50-state availability will be announced at a later date.



KEY STANDARD FEATURES

Performance and efficiency

Range PLUS Package with temporary range extender and enhanced insulation¹⁷
Energy recuperation system *Recaptures energy during deceleration or braking*
10-kW onboard charger¹
Universal charge port¹
120-volt charging cable¹

In-dash power meter *Indicates rate of battery power usage or energy recuperation*
Energy flow display *Driver-selectable for both central and multifunction screens*

Safety and security

COLLISION PREVENTION ASSIST PLUS
ATTENTION ASSIST[®]

Electronic Stability Program (ESP[®])
Adaptive braking technology: Predictive Brake Priming, Automatic Brake Drying, Hill-Start Assist, and Brake HOLD feature
Emergency-sensing Brake Assist (BAS[®])
Advanced Tire Pressure Monitoring System

9-way air bag protection

LED Daytime Running Lamps
Partial-LED taillamps
Automatic light-sensing headlamps
Pedestrian alert sound generator¹⁰

SmartKey remote locking
KEYLESS-GO[®]
Electric parking brake with automatic release in Drive
Antitheft alarm system with remote panic feature

Option Packages

Premium Package

- Radar-based Recuperation System with paddles
- Bi-Xenon headlamps
- 8" high-resolution central screen
- harman/kardon LOGIC7[®] surround sound system
- SiriusXM Radio with 6-month All Access trial²
- Auto-dimming driver-side and inside rearview mirrors
- Garage door opener
- Multicolor LED ambient lighting (12 colors and 5 dimming levels)

Multimedia Package *Requires Premium Package*

- 8" high-resolution central screen
- Rearview camera⁹
- COMAND[®] hard-drive navigation¹⁸
- No-charge navigation map updates for 3 years
- 5 years of SiriusXM Traffic and Weather service¹²
- Smartphone Integration¹⁹ with Apple CarPlay[™]
- In-dash DVD/CD player
- Voice control with learning feature for audio, phone and navigation

Interior Package

- Leather upholstery, topstitched MB-Tex upper dash and door trim
- Heated front seats

Comfort and convenience

Power front seats with 3-position memory and 4-way power lumbar support
60/40-split folding rear seats¹¹
Folding rear center armrest with pass-through¹¹
Dual rear-cabin folding tables

Tilt/telescoping steering column
Multifunction steering wheel with leather trim

Dual-zone digital automatic climate control with remote cabin preconditioning
Front and rear cupholders
Amber ambient cabin lighting
Illuminated front door sills

Rain-sensing windshield wipers
Electrically heated windshield
Heated power side mirrors

Entertainment and navigation

7" high-resolution central screen
Central controller
High-resolution color multifunction display in instrument cluster

Garmin[®] MAP PILOT[®] navigation system¹⁸

Bluetooth[®] audio streaming
Hands-free Bluetooth interface
Dual USB audio ports, in-dash CD player with MP3 capability and SD card reader
HD Radio[™] receiver

Mercedes-Benz mbrace[®]
5 years of mbrace Connect services and My Mercedes Electric homepage²

OPTIONAL EQUIPMENT

Individual options

Radar-based Recuperation System with paddles *Also in Premium Package*
Blind Spot Assist
PARKTRONIC with Active Parking Assist
Rearview camera⁹ *Also in Multimedia Package*

Heated front seats *Also in Interior Package*

harman/kardon LOGIC7 sound system *Also in Premium Package*
Smartphone Integration¹⁹ with Apple CarPlay *Also in Multimedia Package*

Black Ash wood dash trim
Natural Grain Brown Eucalyptus wood dash trim

Metallic or *designo* paintwork

COLOR AND TRIM

● Standard ○ Optional

UPHOLSTERY COLORS



Black
● MB-Tex ○ Leather Interior Package (shown)



Crystal Grey
● MB-Tex



Sahara Beige
● MB-Tex




Cranberry Red
○ Leather Interior Package




Hazelnut Brown
○ Leather Interior Package

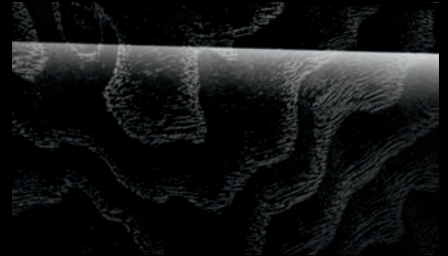
INTERIOR TRIM



Sail Pattern



Natural Grain Eucalyptus wood



Black Ash wood

PAINTWORK




Jupiter Red



Cirrus White



Night Black




South Seas Blue metallic



Cosmos Black metallic




Polar Silver metallic




Mountain Grey metallic



Kryptonite Green metallic



Cocoa Brown metallic



designo Magno
Mountain Grey (matte)

WHEELS



17" 10-spoke



ACCESSORIES

Selected items shown

Roof rack basic carrier

Mercedes-Benz Roof Box *Requires basic carrier*

Ski/snowboard and bicycle racks *Requires basic carrier*

Clip-on iPad® docking station

Coat Hanger

Cargo area tray

Cargo box

©2015 Mercedes-Benz USA, LLC • 303 Perimeter Center North, Atlanta, GA 30346 • 1-800-FOR-MERCEDES • MBUSA.com

Marketing Communications. All illustrations and specifications contained in this brochure are based on the latest product information available at the time of publication. Mercedes-Benz reserves the right to make changes at any time, without notice, to colors, materials, equipment, specifications and models. Any variations in colors shown are due to reproduction variations of the printing process. Illustrations may include test situations. Some vehicles may be shown with non-U.S. equipment. Some vehicles are shown with optional equipment. Apple CarPlay, iPad, iPhone, iPod and Safari are trademarks, registered trademarks or service marks of Apple Inc. Bluetooth is a registered trademark of Bluetooth SIG, Inc. Garmin is a registered trademark of Garmin Ltd Corp, George Town, Cayman Islands. Android, Chrome and Google Maps are registered trademarks of Google Inc. harman/kardon and LOGIC7 are registered trademarks of Harman International Industries, Inc. HD Radio is a proprietary trademark of iBiquity Digital Corporation. Sirius, XM and all related marks and logos are trademarks of Sirius XM Radio Inc. Tuneln is a registered service mark of Tuneln, Inc. Twitter is a registered trademark of Twitter, Inc. Yelp is a registered trademark of Yelp Inc.

ENDNOTES

- Driving range may vary based on terrain, temperature, driving style and other factors. Charging times are estimated and may vary by location and equipment. Charging stations must be J1772-compatible. See your dealer for more information.
- All Mercedes-Benz mbrace® and My Mercedes Electric homepage services operate only where cellular and Global Positioning System satellite signals are available, which are provided by third parties and not within the control of Mercedes-Benz USA, LLC. Five years of the mbrace Connect package and My Mercedes Electric homepage are included with new-vehicle sales and leases at an authorized Mercedes-Benz dealer. Subscriber Agreement is required for service to be active. Some services are only available on select vehicles. Your PIN is required in order to use certain services. Some services may be limited or restricted in some areas. Apps may be introduced and updated at varying dates, and may also require a vehicle software update. Driver is responsible for complying with traffic and other laws. See your dealer or MBUSA.com/mbrace for details, including a list of compatible smartphones. Streaming Internet-based features require Multimedia Package plus an active subscription to the mbrace Entertain Package. Connection may be limited by cellular signal.
- Radar-based Recuperation System does not adjust vehicle speed.
- Stated rates of acceleration are estimated based upon manufacturer's track results and may vary depending on model, environmental and road surface conditions, driving style, elevation and vehicle load.
- COLLISION PREVENTION ASSIST PLUS may not be sufficient to avoid an accident. It does not react to certain stationary objects, nor recognize or predict the curvature and/or lane layout of the road or every movement of vehicles ahead. It is the driver's responsibility at all times to be attentive to traffic and road conditions, and to provide the steering, braking and other driving inputs necessary to retain control of the vehicle. Drivers are cautioned not to wait for the system's alerts before braking, as that may not afford sufficient time and distance to brake safely. Autonomous braking is available at speeds between approximately 5 and 65 mph for moving vehicles, or 5 and 31 mph for stationary objects.
- Driving while drowsy or distracted is dangerous and must be avoided. ATTENTION ASSIST® may be insufficient to alert a fatigued or distracted driver of lane drift and cannot be relied on to avoid an accident or serious injury.
- Braking effectiveness also depends on proper brake maintenance, and tire and road conditions.
- Blind Spot Assist may not be sufficient to avoid all accidents involving vehicles in your blind spot and does not estimate the speed of approaching vehicles. It must not be used as a sole substitute for driver awareness and checking of surrounding traffic conditions. Blind Spot Assist operates at speeds above approximately 20 mph.
- Rearview camera does not audibly notify driver of nearby objects and is not a substitute for actively checking around the vehicle for any obstacles or people. Images displayed may be limited by camera field of view, weather, lighting conditions and the presence of dirt, ice or snow on the cameras.
- Pedestrian alert tone operates at speeds below 20 mph. Drivers should remain attentive at all times to nearby pedestrians, cyclists and other road users, and keep in mind that the electric B250e is significantly quieter than a conventionally powered automobile. Your vehicle may not be heard by other road users until it is very close to them, or it may not be heard at all. Drive with particular care, allowing for the possibility that other road users may behave unpredictably.
- Unsecured cargo can become hazardous in a collision. Always secure cargo using the floor-mounted tie-downs.
- The purchase or lease of a new, satellite radio-enabled vehicle includes a 6-month introductory subscription to the Sirius All Access package, as well as a 5-year introductory subscription to SiriusXM Traffic and SiriusXM Weather when equipped with the Multimedia Package. SiriusXM Traffic and Weather services are available for select markets. SiriusXM Satellite Radio, SiriusXM Traffic and SiriusXM Weather subscriptions are sold separately or as a package after trial period. If you decide to continue your subscription after your trial, the plan you choose will automatically renew and you will be charged according to your chosen payment method at then-current rates. Fees and taxes apply. To cancel you must call SiriusXM at 1-866-635-2349. See SiriusXM Customer Agreement for complete terms at siriusxm.com. All fees and programming subject to change.
- The mbrace Mobile App is compatible with Apple iPhone® models running iOS 7.0 or later, and Android-based phones running OS 2.3 or later. Please visit MBUSA.com/mbrace for more information.
- Roadside Assistance repairs may involve charges for parts, service and towing. Vehicle must be accessible from main roads. Depending on the circumstance, these services may be provided by an outside provider, courtesy of Mercedes-Benz Roadside Assistance. Restricted roadways, acts of nature and vehicle accessibility may limit our ability to provide services to you. For full details, eligibility requirements, and limitations/exclusions of Sign and Drive services, as well as the Roadside Assistance Program, please see your dealer.
- Always obey local speed and traffic laws.
- B250e models are not provided with a spare tire.
- Range extender should only be used on a limited basis, and could shorten battery life if used excessively.
- While the navigation system provides directional assistance, the driver must remain focused on safe driving behavior, including paying attention to traffic and street signs. The driver should utilize the system's audio cues while driving and should only consult the map or visual displays once the vehicle has been stopped in a safe place. Maps do not cover all areas or all routes within an area.
- Introduction dates vary. Please see your dealer. Apple CarPlay™ requires a compatible iPhone® plugged into vehicle's USB port. Connection to apps and streaming services may be limited by cellular signal. Data usage will be routed through connected iPhone and is subject to fees, charges and restrictions in user's wireless plan. Visit MBUSA.com for more information.



The personal rewards of striving to be the best are even more meaningful in the development of young people than they are for automobiles. Instilling the values of leadership, goal-setting, discipline and teamwork in youth is an investment in everyone's future. It's why Mercedes-Benz USA is collaborating with the Laureus Sport for Good Foundation, with an ongoing commitment to train and place hundreds of coaches for after-school and in-school sports programs in communities around the country. Sports offer kids more than the chance to be physically active and have fun. It's also an opportunity to have a mentor who can guide them, help them learn how to deal with major life issues, and help them grow stronger not just physically but in their character. As a Mercedes-Benz driver, you become a part of this effort to give hundreds of thousands of kids a better life today, and all of us a brighter tomorrow.

Learn more about how Mercedes-Benz USA believes in giving back at MBUSA.com/community