


# 2017 Avalon



  
TOYOTA | *Let's  
Go  
Places*

# Where style meets performance. The 2017 Toyota Avalon.

Avalon helps you enjoy elegance wherever you go. Its sculpted lines and powerful curves, along with integrated turn signals, create a stunning profile. The bold front grille, available 18-in. alloy wheels<sup>2</sup> and stylish available LED headlights help you stand out on any road. Step inside and you're immediately surrounded by luxurious touches like a beautiful dashboard, heated leather-trimmed seats and the warm glow of available ambient lighting. All this beauty begs to be shared with the world, so let's show our next destination what we're made of. Let's go places.



—  
"Every day is a chance to show the world that you mean business."  
—



Left to right: **Touring** shown in Blizzard Pearl;<sup>42</sup> **Limited** shown in Midnight Black Metallic. 2016 models shown.  
See numbered footnotes in Disclosures section.

DESIGN

Master the art of driving in style.



Left to right: **Limited** shown in Midnight Black Metallic; **Touring** shown in Blizzard Pearl.<sup>42</sup> 2016 models shown.

See numbered footnotes in Disclosures section.

# A premium mix of technology and comfort.

Avalon's sleek and intuitive dash puts smart tech at your fingertips with Intelligent Touch controls. The available Entune™ Premium JBL® Audio system with eleven speakers in nine locations delivers crisp, clear sound throughout the cabin. Reach the ultimate level of comfort in Avalon's spacious interior with available perforated leather-trimmed seats that heat and cool with ventilation. All of these luxurious touches — and more — help ensure that your drive is as comfortable as it is enjoyable.



## INTELLIGENT TOUCH CONTROLS

Technology should simplify, not complicate. Avalon is equipped with Intelligent Touch capacitive controls for the audio system and climate control. These sleek, low-profile controls allow the driver to adjust the environment in Avalon with ease.



## ENTUNE® APP SUITE<sup>15</sup>

With Avalon's available Entune® App Suite, you can access Pandora®<sup>16</sup> for music, make restaurant reservations with OpenTable® and buy movie tickets with MovieTickets.com. Plus, get sports scores, stocks, traffic and weather — even fuel prices.



## INTEGRATED BACKUP CAMERA<sup>13</sup>

The integrated backup camera with projected path helps guide you into or out of tight spots with ease. The camera guides you by showing what the camera detects on the touch-screen display.

INTERIOR TECHNOLOGY



Touring interior shown in Almond. 2016 model shown.

# Style and comfort that make every day indulgent.

---

Step inside and you're surrounded by comfort tailored just for you. Avalon Limited's spacious interior beckons you with the warm glow of ambient lighting throughout. In addition, the perforated leather-trimmed seats soothe with heat and cool with ventilation for the ultimate level of comfort. All of these luxurious touches have been crafted to make sure that every drive is an enjoyable one.



## Qi-COMPATIBLE WIRELESS SMARTPHONE CHARGING<sup>20</sup>

No charger? No problem. Simply place your Qi-compatible device on the available nonslip surface in the integrated eBin™ and charge up wirelessly.



## PREMIUM SEATING

Avalon's cockpit is tailored to you, the driver. Its available 10-way power-adjustable driver's seat is a near-custom fit. It also features an available power seat extension for added leg support. And Avalon offers standard leather-trimmed heated front seats with available ventilated front seats on Limited.



## ROOMY SECOND ROW

Your rear-seat passengers ride in comfort as well. The spacious rear seat of Avalon offers plenty of leg room thanks to a near-flat rear floor.

PREMIUM INTERIOR



Limited shown in Black premium perforated leather-trimmed seats and genuine stitching. 2016 model shown.

# Engineered to help you master every mile.

---

The open road was our inspiration when creating the 2017 Avalon. We know that every road is different, so we engineered two unique suspensions; one for a comfortable, luxurious ride and the other for a more dynamic and responsive driving experience. For speed and efficiency, we aerodynamically sculpted every inch of metal for better airflow and stability. Now it's up to you to find that open road and see where it takes you.



## SUSPENSION

Avalon has a fully independent suspension that adapts to the road, helping give you more control. And Avalon Touring allows for an even more dynamic ride with its unique suspension.

## AERODYNAMIC EFFICIENCY

Underneath the chassis, specially shaped diffuser panels reduce turbulence, resulting in enhanced control and reduced wind noise.





ENGINEERING AND EFFICIENCY



**XLE Premium** shown in Ooh La La Rouge Mica. 2016 model shown.

# Feel the power take hold.

---

Everyday driving is more fun with Avalon. Step on the gas and let the 3.5-liter V6 engine power you through with up to 268 hp and 248 lb.-ft. of torque. Even more surprising is the engine's incredible efficiency. With an EPA-estimated 30 mpg highway<sup>41</sup> and Ultra Low Emission Vehicle (ULEV) certification, all this power takes you far. So whether you take the freeway or your favorite stretch of road, Avalon makes the drive all the more gratifying.



## ENGINE — 6-SPEED ECT-i

An engine that adjusts itself to suit your driving style. The Electronically Controlled automatic Transmission with intelligence optimizes the engine's output based on your driving, enhancing acceleration and fuel efficiency.



## PADDLE SHIFTERS

A true driver's car inspired by racing, available steering wheel-mounted paddle shifters provide for a more hands-on driving experience by letting you control when you shift and matching each rev for seamless downshifts.



## SPORT MODE

Avalon's Sport Mode increases throttle response and quickens the Electric Power Steering (EPS) for livelier handling when desired.

PERFORMANCE



Touring shown in Blizzard Pearl.<sup>42</sup> 2016 model shown.  
See numbered footnotes in Disclosures section.

# The perfect balance of style and efficiency.

Avalon Hybrid offers a driving experience that is both refined and revolutionary. Our proven Hybrid Synergy Drive® system delivers a spirited experience offering up to an EPA-estimated 40 combined mpg<sup>41</sup> and a Super Ultra Low Emission Vehicle (SULEV)<sup>40</sup> rating. For something that looks this good, Avalon Hybrid rewards you with an uncompromising level of performance.

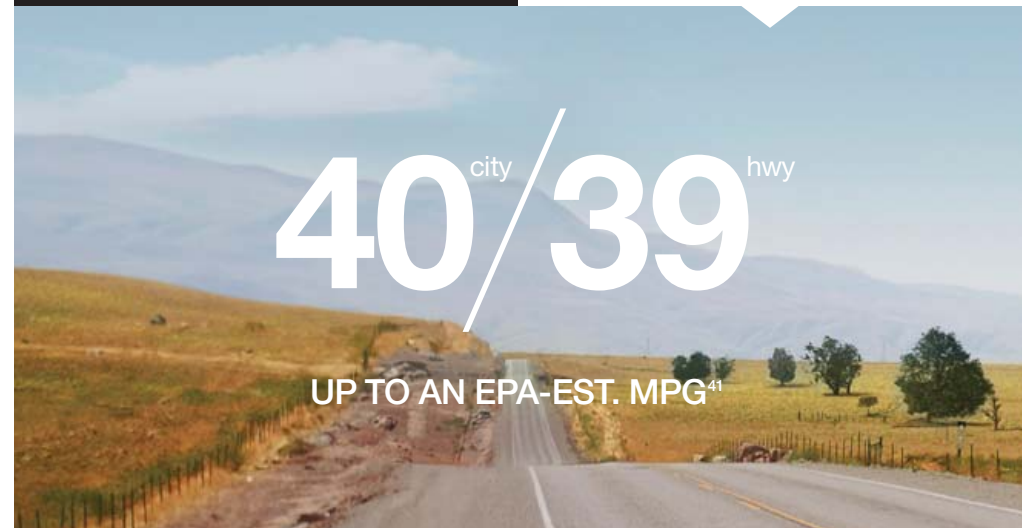


## MULTI-INFORMATION DISPLAY

Avalon's MID shows you everything you need to know. See how much fuel you have left, check your current mpg and, on Avalon Limited and Hybrid Limited, get turn-by-turn directions<sup>14</sup> to your favorite spots — all on one display.

## MPG

Avalon Hybrids are rated up to an impressive EPA-estimated 40 mpg city and 39 mpg highway.<sup>41</sup> Our Hybrid Synergy Drive® system and Electronically controlled Continuously Variable Transmission (ECVT) combine for the fuel efficiency you want and the performance you love.



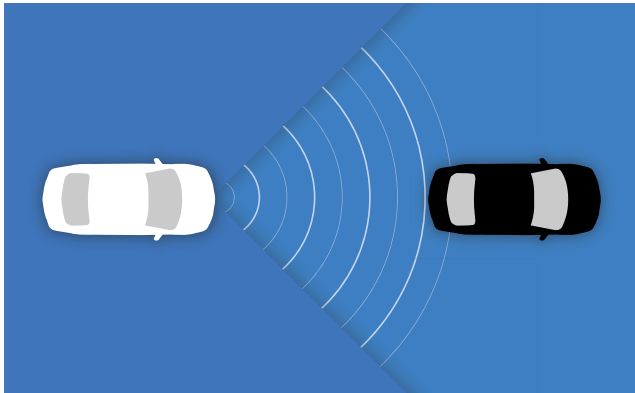
HYBRID TECHNOLOGY



Hybrid Limited shown in Parisian Night Pearl. 2016 model shown.

# All-around safety. Built for you.

Every 2017 Avalon model is equipped with ten standard airbags<sup>26</sup> and integrated features like Star Safety System™ and Toyota Safety Sense™ P (TSS-P)<sup>30</sup> to help you drive with confidence. A highly developed package of safety technologies, TSS-P combines Pre-Collision System<sup>31</sup> with Pedestrian Detection<sup>32</sup> (PCS w/PD), Lane Departure Alert with Steering Assist (LDA w/SA)<sup>33</sup>, Automatic High Beams (AHB)<sup>34</sup> and Dynamic Radar Cruise Control (DRCC)<sup>35</sup>. All around, these features create in-the-moment safety designed to support your awareness and decision-making on the road.



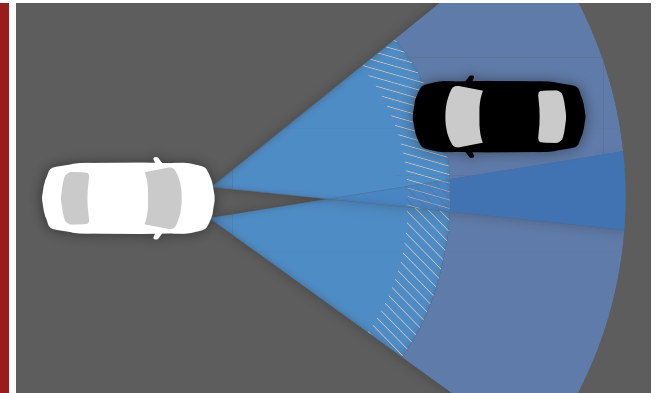
## DYNAMIC RADAR CRUISE CONTROL<sup>35</sup>

Avalon's Dynamic Radar Cruise Control works like conventional cruise control but can do even more. Using forward-sensing radar technology, the system is designed to automatically adjust vehicle speed to help maintain a preset following distance between you and the vehicle directly in front of you.




## PRE-COLLISION SYSTEM<sup>31</sup> WITH PEDESTRIAN DETECTION<sup>32</sup>

The Pre-Collision System with Pedestrian Detection combines millimeter-wave radar with a camera capable of shape recognition, helping you and pedestrians stay safe. When activated, an audible warning and a display notification alert you of a possible collision with a pedestrian under certain circumstances. If you don't react, automatic braking and collision-avoidance support is then utilized to help prevent a collision from happening.



## AUTOMATIC HIGH BEAMS<sup>34</sup>

Automatic High Beams help enhance visibility when driving at night. The system is designed to detect oncoming vehicles as far away as 2000 feet and, depending on the circumstances, automatically switches the high beams on and off, making it easier for other drivers on the road.



Left to right: **Limited** shown in Midnight Black Metallic; **Hybrid Limited** shown in Parisian Night Pearl with Toyota Safety Sense™ P (TSS-P)<sup>30</sup> 2016 models shown. See numbered footnotes in Disclosures section.



## XLE

### Powertrain

- 3.5-liter V6 engine
- 6-speed automatic transmission
- 268 hp @ 6200 rpm
- 21 city/30 hwy/24 combined est. mpg<sup>41</sup>

### Exterior Features

- Smoked LED taillights
- 17-in. dark gray painted alloy wheels with machined finish
- Quadbeam halogen headlights with auto on/off feature and Daytime Running Lights (DRL) with on/off feature
- Dual chrome-tipped integrated exhaust with chrome-accented cover
- Smart Key System<sup>16</sup> on driver's side and trunk with Push Button Start and remote illuminated entry
- Color-keyed heated, power outside mirrors with turn signal indicators

### Interior Features

- Leather-trimmed tilt/telescopic steering wheel with paddle shifters
- Leather-trimmed multi-stage heated front seats; 8-way power-adjustable driver's seat with power lumbar support; 4-way power-adjustable front passenger seat
- Entune™ Audio Plus with Connected Navigation App<sup>3</sup> — includes the Entune™ Multimedia Bundle<sup>4</sup> (7-in. high-resolution touch-screen display, AM/FM CD player, MP3/WMA playback capability, eight speakers, auxiliary audio jack, USB 2.0 port<sup>5</sup> with iPod<sup>66</sup> connectivity and control, advanced voice recognition<sup>7</sup>, hands-free phone capability, phone book access and music streaming<sup>5</sup> via Bluetooth<sup>69</sup> wireless technology), Scout<sup>8</sup> GPS Link App<sup>3</sup>, Siri<sup>9</sup> Eyes Free<sup>10</sup>, SiriusXM All Access Radio<sup>12</sup> with 3-month complimentary trial, HD Radio™<sup>11</sup> Technology, HD Radio™ Traffic and Weather in major metro areas, and integrated backup camera<sup>13</sup> display
- Intelligent Touch controls for audio system and climate control
- Dual zone automatic climate control with rear-seat vents
- eBin™ storage with two 12V power outlets, auxiliary audio jack, USB port<sup>5</sup>
- Wood-grain-style interior trim with smoked-chrome interior accents and door handles

### Safety/Convenience

- Star Safety System™ and ten airbags<sup>26</sup>
- Toyota Safety Sense™ P (TSS-P)<sup>30</sup> — Pre-Collision System<sup>31</sup> with Pedestrian Detection<sup>32</sup> (PCS w/PD), Lane Departure Alert with Steering Assist (LDA w/SA)<sup>33</sup>, Automatic High Beams (AHB)<sup>34</sup>, Dynamic Radar Cruise Control (DRCC)<sup>35</sup>
- Tire Pressure Monitor System (TPMS)<sup>28</sup> with direct pressure readout and individual tire location alert



## XLE Plus

Adds to or replaces features offered on XLE

### Powertrain

- 3.5-liter V6 engine
- 6-speed automatic transmission
- 268 hp @ 6200 rpm
- 21 city/30 hwy/24 combined est. mpg<sup>41</sup>

### Exterior Features

- Power tilt/slide moonroof with sliding sunshade
- Smart Key System<sup>16</sup> on front doors and trunk with Push Button Start and remote illuminated entry

### Interior Features

- Auto-dimming rearview mirror with compass, maplights and HomeLink<sup>19</sup> universal transceiver



## XLE Premium

Adds to or replaces features offered on XLE Plus

### Powertrain

- 3.5-liter V6 engine
- 6-speed automatic transmission
- 268 hp @ 6200 rpm
- 21 city/30 hwy/24 combined est. mpg<sup>41</sup>

### Interior Features

- Entune™ Premium Audio with Integrated Navigation<sup>14</sup> and App Suite<sup>15</sup> — includes the Entune™ Multimedia Bundle<sup>4</sup> (7-in. high-resolution touch-screen with split-screen display, AM/FM CD player with MP3/WMA playback capability, nine speakers, auxiliary audio jack, USB 2.0 port<sup>5</sup> with iPod<sup>66</sup> connectivity and control, advanced voice recognition<sup>7</sup>, hands-free phone capability, phone book access and music streaming<sup>3</sup> via Bluetooth<sup>69</sup> wireless technology), Siri<sup>9</sup> Eyes Free<sup>10</sup>, Entune® App Suite<sup>15</sup>, HD Radio™<sup>11</sup> Technology, HD Radio™ Predictive Traffic and Doppler Weather overlay, AM/FM cache radio, SiriusXM All Access Radio<sup>12</sup> with 3-month complimentary trial, Gracenote® album cover art and integrated backup camera<sup>13</sup> display
- Qi-compatible wireless smartphone charging<sup>20</sup>
- eBin™ storage with one 12V power outlet, auxiliary audio jack and USB port<sup>5</sup>
- Driver's-seat and outside-mirrors memory systems

### Safety/Convenience

- Blind Spot Monitor (BSM)<sup>36</sup> and Rear Cross-Traffic Alert (RCTA)<sup>37</sup>





## Touring

Adds to or replaces features offered on XLE Premium

### Powertrain

---

- 3.5-liter V6 engine
- 6-speed automatic transmission
- 268 hp @ 6200 rpm
- 21 city/30 hwy/24 combined est. mpg<sup>41</sup>

### Exterior Features

---

- 18-in. dark gray painted alloy wheels<sup>2</sup>
- Touring-specific suspension
- LED (light-emitting diode) headlights with auto on/off feature and LED Daytime Running Lights (DRL) with on/off feature
- Chrome front grille surround with piano-black insert
- Touring badge

### Interior Features

---

- Premium leather-trimmed tilt/telescopic steering wheel with paddle shifters
- Black wood-grain-style interior trim



## Limited

Adds to or replaces features offered on Touring

### Powertrain

---

- 3.5-liter V6 engine
- 6-speed automatic transmission
- 268 hp @ 6200 rpm
- 21 city/30 hwy/24 combined est. mpg<sup>41</sup>

### Exterior Features

---

- 18-in. Super Chrome alloy wheels<sup>2</sup>
- High Intensity Discharge (HID) QuadraBeam headlights with auto on/off feature and LED Daytime Running Lights (DRL) with on/off feature
- Color-keyed heated, auto-dimming power outside mirrors with turn signal indicators, puddle lights and manual folding feature
- Rain-sensing washer-linked variable intermittent windshield wipers

### Interior Features

---

- Premium perforated leather-trimmed multi-stage heated and ventilated front seats; 10-way power-adjustable driver's seat with power lumbar support and power cushion extension; 8-way power-adjustable front passenger seat
- Entune™ Premium JBL® Audio with Integrated Navigation<sup>14</sup> and App Suite<sup>15</sup> — includes the Entune™ Multimedia Bundle<sup>4</sup> (7-in. high-resolution touch-screen with split-screen display, AM/FM CD player with MP3/WMA playback capability, 11 JBL® GreenEdge™ speakers in nine locations including subwoofer and amplifier, auxiliary audio jack, USB 2.0 port<sup>5</sup> with iPod<sup>®6</sup> connectivity and control, advanced voice recognition,<sup>7</sup> hands-free phone capability, phone book access and music streaming<sup>8</sup> via Bluetooth<sup>®9</sup> wireless technology), Siri<sup>®</sup> Eyes Free,<sup>10</sup> Entune® App Suite,<sup>15</sup> HD Radio™<sup>11</sup> Technology, HD Radio™ Predictive Traffic and Doppler Weather overlay, AM/FM cache radio, SiriusXM All Access Radio<sup>12</sup> with 3-month complimentary trial, Gracenote® album cover art and integrated backup camera<sup>13</sup> display with projected path
- Three-zone automatic climate control
- Power rear window sunshade
- White ice interior ambient lighting
- Aluminum scuff-plate doorsills

### Safety/Convenience

---

- Safety Connect<sup>®29</sup>

### Options

---

- 17-in. Super Chrome alloy wheels with P215/SSR17 tires



## Hybrid XLE Plus

### Powertrain

- 2.5-liter 4-cylinder hybrid engine
- Electronically controlled Continuously Variable Transmission (ECVT)
- Hybrid System Net Power: 200 hp (149 kW)
- 40 city/39 hwy/40 combined est. mpg<sup>41</sup>

### Exterior Features

- Smoked LED taillights
- 17-in. dark gray painted alloy wheels with machined finish
- Quadbeam halogen headlights with auto on/off feature and Daytime Running Lights (DRL) with on/off feature
- Hidden exhaust with chrome-accented cover
- Power tilt/slide moonroof with sliding sunshade
- Smart Key System<sup>19</sup> on front doors and trunk with Push Button Start and remote illuminated entry
- Color-keyed heated, power outside mirrors with turn signal indicators

### Interior Features

- Leather-trimmed tilt/telescopic steering wheel and audio controls
- Leather-trimmed multi-stage heated front seats; 8-way power-adjustable driver's seat with power lumbar support; 4-way power-adjustable front passenger seat
- Entune™ Audio Plus with Connected Navigation App<sup>3</sup> — includes the Entune™ Multimedia Bundle<sup>4</sup> (7-in. high-resolution touch-screen display, AM/FM CD player, MP3/WMA playback capability, eight speakers, auxiliary audio jack, USB 2.0 port<sup>5</sup> with iPod<sup>6</sup> connectivity and control, advanced voice recognition,<sup>7</sup> hands-free phone capability, phone book access and music streaming<sup>8</sup> via Bluetooth<sup>9</sup> wireless technology), Scout<sup>9</sup> GPS Link App,<sup>3</sup> Siri<sup>®</sup> Eyes Free,<sup>10</sup> SiriusXM All Access Radio<sup>12</sup> with 3-month complimentary trial, HD Radio™<sup>11</sup> Technology, HD Radio™ Traffic and Weather in major metro areas and integrated backup camera<sup>13</sup> display
- Intelligent Touch controls for audio system and climate control
- Dual zone automatic climate control with rear-seat vents
- eBin™ storage with two 12V power outlets, auxiliary audio jack, USB port<sup>5</sup>
- Auto-dimming rearview mirror with compass, maplights and HomeLink<sup>®19</sup> universal transceiver
- Wood-grain-style interior trim with smoked-chrome interior accents and door handles

### Safety/Convenience

- Star Safety System™ and ten airbags<sup>26</sup>
- Toyota Safety Sense™ P (TSS-P)<sup>30</sup> — Pre-Collision System<sup>31</sup> with Pedestrian Detection<sup>32</sup> (PCS w/PD), Lane Departure Alert with Steering Assist (LDA w/SA)<sup>33</sup> Automatic High Beams (AHB)<sup>34</sup> Dynamic Radar Cruise Control (DRCC)<sup>35</sup>
- Tire Pressure Monitor System (TPMS)<sup>29</sup> with direct pressure readout and individual tire location alert

See numbered footnotes in Disclosures section.



## Hybrid XLE Premium

Adds to or replaces features offered on Hybrid XLE Plus

### Powertrain

- 2.5-liter 4-cylinder hybrid engine
- Electronically controlled Continuously Variable Transmission (ECVT)
- Hybrid System Net Power: 200 hp (149 kW)
- 40 city/39 hwy/40 combined est. mpg<sup>41</sup>

### Interior Features

- Entune™ Premium Audio with Integrated Navigation<sup>14</sup> and App Suite<sup>15</sup> — includes the Entune™ Multimedia Bundle<sup>4</sup> (7-in. high-resolution touch-screen with split-screen display, AM/FM CD player with MP3/WMA playback capability, nine speakers, auxiliary audio jack, USB 2.0 port<sup>5</sup> with iPod<sup>6</sup> connectivity and control, advanced voice recognition,<sup>7</sup> hands-free phone capability, phone book access and music streaming<sup>8</sup> via Bluetooth<sup>9</sup> wireless technology), Siri<sup>®</sup> Eyes Free,<sup>10</sup> Entune<sup>®</sup> App Suite,<sup>15</sup> HD Radio™<sup>11</sup> Technology, HD Radio™ Predictive Traffic and Doppler Weather overlay, AM/FM cache radio, SiriusXM All Access Radio<sup>12</sup> with 3-month complimentary trial, Gracenote<sup>®</sup> album cover art and integrated backup camera<sup>13</sup> display
- Qi-compatible wireless smartphone charging<sup>20</sup>
- eBin™ storage with one 12V power outlet, auxiliary audio jack and USB port<sup>5</sup>
- Driver's seat and outside mirrors memory systems

### Safety/Convenience

- Blind Spot Monitor (BSM)<sup>36</sup> and Rear Cross-Traffic Alert (RCTA)<sup>37</sup>



## Hybrid Limited

Adds to or replaces features offered on Hybrid XLE Premium

### Powertrain

- 2.5-liter 4-cylinder hybrid engine
- Electronically controlled Continuously Variable Transmission (ECVT)
- Hybrid System Net Power: 200 hp (149 kW)
- 40 city/39 hwy/40 combined est. mpg<sup>41</sup>

### Exterior Features

- 17-in. Super Chrome alloy wheels with P215/55R17 tires
- High Intensity Discharge (HID) Quadbeam headlights with auto on/off feature and LED Daytime Running Lights (DRL) with on/off feature
- Color-keyed heated, auto-dimming power outside mirrors with turn signal indicators, puddle lights and manual folding feature
- Rain-sensing washer-linked variable intermittent windshield wipers


### Interior Features

- Premium leather-trimmed tilt/telescopic steering wheel
- Premium perforated leather-trimmed multi-stage heated and ventilated front seats; 10-way power-adjustable driver's seat with power lumbar support and power cushion extension; 8-way power-adjustable front passenger seat
- Entune™ Premium JBL<sup>®</sup> Audio with Integrated Navigation<sup>14</sup> and App Suite<sup>15</sup> — includes the Entune™ Multimedia Bundle<sup>4</sup> (7-in. high-resolution touch-screen with split-screen display, AM/FM CD player with MP3/WMA playback capability, 11 JBL<sup>®</sup> GreenEdge™ speakers in nine locations including subwoofer and amplifier, auxiliary audio jack, USB 2.0 port<sup>5</sup> with iPod<sup>6</sup> connectivity and control, advanced voice recognition,<sup>7</sup> hands-free phone capability, phone book access and music streaming<sup>8</sup> via Bluetooth<sup>9</sup> wireless technology), Siri<sup>®</sup> Eyes Free,<sup>10</sup> Entune<sup>®</sup> App Suite,<sup>15</sup> HD Radio™<sup>11</sup> Technology, HD Radio™ Predictive Traffic and Doppler Weather overlay, AM/FM cache radio, SiriusXM All Access Radio<sup>12</sup> with 3-month complimentary trial, integrated backup camera<sup>13</sup> display with projected path
- Three-zone automatic climate control
- Power rear window sunshade
- White ice interior ambient lighting
- Aluminum scuff-plate door sills

### Safety/Convenience

- Safety Connect<sup>®29</sup>

## Color



Midnight Black Metallic



Parisian Night Pearl



Sizzling Crimson Mica




Ooh La La Rouge Mica



Crème Brulee Mica




Cosmic Gray Mica



Magnetic Gray Metallic



Celestial Silver Metallic



Blizzard Pearl  
Extra-cost color

## Trim



Black leather trim



Almond leather trim



Light Gray leather trim

## Wheels



XLE, XLE Plus, XLE Premium, Hybrid XLE Plus and Hybrid XLE Premium 17-in. dark gray painted alloy wheel with machined finish



Touring 18-in. dark gray painted alloy wheel<sup>2</sup>



Limited 18-in. Super Chrome alloy wheel<sup>2</sup>



Hybrid Limited and optional Limited 17-in. Super Chrome alloy wheel

ACCESSORIES

Add a personal touch to your Avalon with Genuine Toyota Accessories. Some accessories may not be available in all regions of the country. See your Toyota dealer for details.

Alloy wheel locks  
All-weather floor mats<sup>43</sup>  
Ashtray cup  
Body side moldings  
Cargo tote<sup>44</sup>  
Cargo tray<sup>44</sup>

Carpet floor mats<sup>43</sup>  
Carpet trunk mat<sup>44</sup>  
Door edge guards  
Emergency assistance kit  
First aid kit  
Glass Breakage Sensor (GBS)

Hideaway cargo net<sup>44</sup>  
Illuminated doorsills  
Lower door molding  
Mudguards  
Paint protection film — hood and fenders  
and front bumper<sup>45</sup>

Rear bumper appliqué  
Remote Engine Starter  
Toyota Key Finder<sup>39</sup>



Mudguards



Cargo tray<sup>44</sup>



Illuminated doorsills



Cargo tote<sup>44</sup>



Lower door molding



Hideaway cargo net<sup>44</sup>



All-weather floor mats<sup>43</sup>



Body side moldings

FEATURES<sup>1</sup>

EXTERIOR	XLE	XLE PLUS	XLE PREMIUM	TOURING	LIMITED	HYBRID XLE PLUS	HYBRID XLE PREMIUM	HYBRID LIMITED
Quadbeam halogen headlights with auto on/off feature and Daytime Running Lights (DRL) with on/off feature	S	S	S	—	—	S	S	—
High Intensity Discharge (HID) Quadbeam headlights with auto on/off feature and LED Daytime Running Lights (DRL) with on/off feature	—	—	—	—	S	—	—	S
LED (light-emitting diode) headlights with auto on/off feature and LED Daytime Running Lights (DRL) with on/off feature	—	—	—	S	—	—	—	—
Smoked LED taillights	S	S	S	S	S	S	S	S
Chrome front grille surround with dark gray metallic insert	S	S	S	—	S	S	S	S
Chrome front grille surround with piano-black insert	—	—	—	S	—	—	—	—
Color-keyed heated power outside mirrors with turn signal indicators and manual folding feature	S	S	S	S	—	S	S	—
Color-keyed heated, auto-dimming power outside mirrors with turn signal indicators, puddle lights and manual folding feature	—	—	—	—	S	—	—	S
Power tilt/slide moonroof with sliding sunshade	—	S	S	S	S	S	S	S
17-in. dark gray painted alloy wheels with machined finish and P215/55R17 tires	S	S	S	—	—	S	S	—
18-in. dark gray painted alloy wheels with machined finish and P225/45R18 tires <sup>2</sup>	—	—	—	S	—	—	—	—
18-in. Super Chrome alloy wheels with P225/45R18 tires <sup>2</sup>	—	—	—	—	S	—	—	—
17-in. Super Chrome alloy wheels with P215/55R17 tires	—	—	—	—	O	—	—	S
Washer-linked variable intermittent windshield wipers	S	S	S	S	—	S	S	—
Rain-sensing washer-linked variable intermittent windshield wipers	—	—	—	—	S	—	—	S
Acoustic noise-reducing windshield and driver and front passenger side windows	S	S	S	S	S	S	S	S
Dual chrome-tipped integrated exhaust with chrome-accented cover	S	S	S	S	S	—	—	—
Hidden exhaust with chrome-accented cover	—	—	—	—	—	S	S	S
<b>INTERIOR</b>								
Dual zone automatic climate control with air filter and rear-seat vents	S	S	S	S	—	S	S	—
Three-zone climate control with air filter and rear-seat vents	—	—	—	—	S	—	—	S
Intelligent Touch controls for climate control and audio system	S	S	S	S	S	S	S	S
Entune™ Audio Plus with Connected Navigation App <sup>3</sup> — includes the Entune™ Multimedia Bundle <sup>4</sup> (7-in. high-resolution touch-screen display, AM/FM CD player, MP3/WMA playback capability, eight speakers, auxiliary audio jack, USB 2.0 port <sup>5</sup> with iPod® connectivity and control, advanced voice recognition <sup>7</sup> , hands-free phone capability, phone book access and music streaming <sup>8</sup> via Bluetooth® wireless technology), Scout® GPS Link App <sup>3</sup> , Siri® Eyes Free <sup>10</sup> , SiriusXM® Satellite Radio <sup>12</sup> with 3-month complimentary trial, HD Radio™ Technology, HD Radio™ Traffic and Weather in major metro areas, and integrated backup camera <sup>13</sup> display	S	S	—	—	—	S	—	—
Entune™ Premium Audio with Integrated Navigation <sup>14</sup> and App Suite <sup>15</sup> — includes the Entune™ Multimedia Bundle <sup>4</sup> (7-in. high-resolution touch-screen with split-screen display, AM/FM CD player with MP3/WMA playback capability, nine speakers, auxiliary audio jack, USB 2.0 port <sup>5</sup> with iPod® connectivity and control, advanced voice recognition <sup>7</sup> , hands-free phone capability, phone book access and music streaming <sup>8</sup> via Bluetooth® wireless technology), Siri® Eyes Free <sup>10</sup> , Entune® App Suite, HD Radio™ Technology, HD Radio™ Predictive Traffic and Doppler weather overlay, AM/FM cache radio, SiriusXM® Satellite Radio <sup>12</sup> with 3-month complimentary SiriusXM All Access trial, Gracenote® album cover art, and integrated backup camera <sup>13</sup> display	—	—	S	S	—	—	S	—
Entune™ Premium JBL® Audio with Integrated Navigation <sup>14</sup> and App Suite <sup>15</sup> — includes the Entune™ Multimedia Bundle <sup>4</sup> (7-in. high-resolution touch-screen with split-screen display, AM/FM CD player with MP3/WMA playback capability, 11 JBL® GreenEdge™ speakers in nine locations including subwoofer and amplifier, auxiliary audio jack, USB 2.0 port <sup>5</sup> with iPod® connectivity and control, advanced voice recognition <sup>7</sup> , hands-free phone capability, phone book access and music streaming <sup>8</sup> via Bluetooth® wireless technology), Siri® Eyes Free <sup>10</sup> , Entune® App Suite, HD Radio™ Technology, HD Radio™ Predictive Traffic and Doppler weather overlay, AM/FM cache radio, SiriusXM® Satellite Radio <sup>12</sup> with 3-month complimentary SiriusXM All Access trial, Gracenote® album cover art, and integrated backup camera <sup>13</sup> display with projected path	—	—	—	—	S	—	—	S
Entune® App Suite <sup>15</sup> — includes Destination Search, iHeartRadio, MovieTickets.com, OpenTable®, Pandora®, <sup>15</sup> Facebook Places, Yelp® and Slacker Radio; real-time info including traffic, weather, fuel prices, sports and stocks. Access to Entune™ services is subscription-free. See <a href="http://toyota.com/entune">toyota.com/entune</a> for details.	—	—	S	S	S	—	S	S
Cruise control	S	S	S	S	S	S	S	S
Leather-trimmed tilt/telescopic steering wheel with paddle shifters and audio, Multi-Information Display, and Bluetooth® hands-free phone controls and voice command controls	S	S	S	—	—	—	—	—
Premium leather-trimmed tilt/telescopic steering wheel with paddle shifters and audio, Multi-Information Display, Bluetooth® hands-free phone and voice command controls	—	—	—	S	S	—	—	—

S = Standard — = Not available P = Available as part of a package

FEATURES<sup>1</sup> (continued)

INTERIOR (continued)	XLE	XLE PLUS	XLE PREMIUM	TOURING	LIMITED	HYBRID XLE PLUS	HYBRID XLE PREMIUM	HYBRID LIMITED
Leather-trimmed tilt/telescopic steering wheel with audio, Multi-Information Display, and <i>Bluetooth</i> <sup>®9</sup> hands-free phone controls and voice command controls	–	–	–	–	–	S	S	–
Premium leather-trimmed tilt/telescopic steering wheel with audio, Multi-Information Display, <i>Bluetooth</i> <sup>®9</sup> hands-free phone and voice command controls	–	–	–	–	–	–	–	S
Optitron instrumentation with speedometer, tachometer, coolant temperature, fuel gauges; TFT Multi-Information Display with customizable settings, odometer, tripmeter, current/average fuel economy, distance to empty, speed, shift-position indicator, navigation <sup>14</sup> with turn-by-turn directions (Limited only), ECO and Sport Mode indicator, ECO Drive Level Indicator and warning messages	S	S	S	S	S	–	–	–
Optitron instrumentation with speedometer, hybrid system power meter, coolant temperature, fuel gauges; TFT Multi-Information Display with customizable settings, odometer, tripmeter, tachometer, current/average fuel economy, distance to empty, speed, shift-position indicator, navigation <sup>16</sup> with turn-by-turn directions (Limited only), EV; <sup>17</sup> ECO and Sport Mode indicators, energy monitor and warning messages	–	–	–	–	–	S	S	S
Leather-trimmed multi-stage heated front seats; 8-way power-adjustable driver's seat with power lumbar support; 4-way power-adjustable front passenger seat	S	S	S	S	–	S	S	–
Premium perforated leather-trimmed multi-stage heated and ventilated front seats; 10-way power-adjustable driver's seat with power lumbar support and power cushion extension; 8-way power-adjustable front passenger seat	–	–	–	–	S	–	–	S
Heated rear seats	–	–	–	–	S	–	–	S
Driver's seat and outside mirrors memory systems	–	–	S	S	S	–	S	S
Rear seat with center armrest cup holders and trunk pass-through	S	S	S	S	S	S	S	S
Wood-grain-style interior trim with smoked chrome interior accents and door handles	S	S	S	–	S	S	S	S
Black wood-grain-style interior trim with smoked-chrome interior accents and door handles	–	–	–	S	–	–	–	–
White ice interior ambient lighting	–	–	–	–	S	–	–	S
Smart Key System <sup>18</sup> on driver's-side and trunk with Push Button Start and remote illuminated entry	S	–	–	–	–	–	–	–
Smart Key System <sup>18</sup> on front doors and trunk with Push Button Start and remote illuminated entry	–	S	S	S	S	S	S	S
Power door locks with shift-linked automatic lock/unlock feature and anti-lockout feature	S	S	S	S	S	S	S	S
Power windows with auto up/down and jam protection in all positions and retained-power features	S	S	S	S	S	S	S	S
Rear window defogger with timer	S	S	S	S	S	S	S	S
Power rear window sunshade	–	–	–	–	S	–	–	S
Day/night rearview mirror and maplights	S	–	–	–	–	–	–	–
Auto-dimming rearview mirror with compass, maplights and HomeLink <sup>®19</sup> universal transceiver	–	S	S	S	S	S	S	S
Covered center console with sliding cover and armrest, storage compartment and two front cupholders	S	S	S	S	S	S	S	S
Illuminated glove compartment	S	S	S	S	S	S	S	S
eBin <sup>™</sup> sliding electronic device holder with wire management feature and illuminated interior storage with two 12V auxiliary power outlets, auxiliary audio jack and USB port <sup>5</sup>	S	S	–	–	–	S	–	–
eBin <sup>™</sup> sliding electronic device holder with wire management feature and illuminated interior storage with one 12V auxiliary power outlet, auxiliary audio jack and USB port <sup>5</sup>	–	–	S	S	S	–	S	S
Qi-compatible wireless smartphone charging <sup>20</sup> with full-charge-indicator light device	–	–	S	S	S	–	S	S
Resin scuff plate doorsills	S	S	S	S	–	S	S	–
Aluminum scuff plate doorsills	–	–	–	–	S	–	–	S
Touring badge	–	–	–	S	–	–	–	–
Three 12V auxiliary power outlets (two in eBin <sup>™</sup> and one in center-console storage compartment)	S	S	–	–	–	S	–	–
Two 12V auxiliary power outlets (one in eBin <sup>™</sup> and one behind the center-console storage compartment)	–	–	S	S	S	–	S	S

S = Standard – = Not available P = Available as part of a package

FEATURES<sup>1</sup> (continued)

SAFETY/CONVENIENCE	XLE	XLE PLUS	XLE PREMIUM	TOURING	LIMITED	HYBRID XLE PLUS	HYBRID XLE PREMIUM	HYBRID LIMITED
<b>STAR SAFETY SYSTEM</b> ™ Star Safety System™ — includes Vehicle Stability Control (VSC) <sup>21</sup> Traction Control (TRAC), Anti-lock Brake System (ABS), Electronic Brake-force Distribution (EBD), Brake Assist (BA) <sup>22</sup> and Smart Stop Technology® (SST) <sup>23</sup>	S	S	S	S	S	S	S	S
ToyotaCare <sup>24</sup> featuring a no cost maintenance plan with roadside assistance <sup>25</sup>	S	S	S	S	S	S	S	S
Ten airbags <sup>26</sup> — includes driver and front passenger Advanced Airbag System, driver and front passenger seat-mounted side airbags, driver and front passenger knee airbags, rear seat-mounted side airbags, and front and rear side curtain airbags	S	S	S	S	S	S	S	S
Driver and front passenger Whiplash-Injury-Lessening (WIL) <sup>27</sup> seats	S	S	S	S	S	S	S	S
3-point seatbelts for all seating positions, driver-side Emergency Locking Retractor (ELR) and Automatic/Emergency Locking Retractor (ALR/ELR) on all passenger belts	S	S	S	S	S	S	S	S
LATCH (Lower Anchors and Tethers for CHildren) includes lower anchors on outboard rear seats and tether anchors on outboard rear seats	S	S	S	S	S	S	S	S
Child-protector rear door locks	S	S	S	S	S	S	S	S
Energy-absorbing collapsible steering column	S	S	S	S	S	S	S	S
Front and rear energy-absorbing crumple zones	S	S	S	S	S	S	S	S
Side-impact door beams	S	S	S	S	S	S	S	S
Tire Pressure Monitor System (TPMS) <sup>28</sup> with direct pressure readout and individual tire location alert	S	S	S	S	S	S	S	S
Collision sensors: deactivate high-voltage battery	—	—	—	—	—	S	S	S
Safety Connect <sup>29</sup> — includes Emergency Assistance, Stolen Vehicle Locator, Roadside Assistance and Automatic Collision Notification. Available by subscription. Complimentary one-year trial subscription.	—	—	—	—	S	—	—	S
Toyota Safety Sense™ P (TSS-P) <sup>30</sup> — Pre-Collision System <sup>31</sup> with Pedestrian Detection <sup>32</sup> (PCS w/PD), Lane Departure Alert with Steering Assist (LDA w/SA) <sup>33</sup> Automatic High Beams (AHB) <sup>34</sup> Dynamic Radar Cruise Control (DRCC) <sup>35</sup>	S	S	S	S	S	S	S	S
Blind Spot Monitor (BSM) <sup>36</sup> and Rear Cross-Traffic Alert (RCTA) <sup>37</sup>	—	—	S	S	S	—	S	S
Anti-theft system with engine immobilizer <sup>38</sup>	S	S	S	S	S	S	S	S

S = Standard — = Not available P = Available as part of a package

SPECIFICATIONS

MECHANICAL/PERFORMANCE	XLE	XLE PLUS	XLE PREMIUM	TOURING	LIMITED	HYBRID XLE PLUS	HYBRID XLE PREMIUM	HYBRID LIMITED
<b>ENGINE</b>								
3.5-Liter V6 DOHC 24-Valve with Dual Independent Variable Valve Timing with intelligence (VVT-i); 268 hp @ 6200 rpm; 248 lb.-ft. @ 4700 rpm	Standard	Standard	Standard	Standard	Standard	NA	NA	NA
Sport, ECO and Normal Modes	Standard	Standard	Standard	Standard	Standard	NA	NA	NA
Hybrid engine: 2.5-Liter 4-Cylinder DOHC 16-Valve Dual VVT-i; EV; <sup>17</sup> ECO and Sport Modes; 200 hybrid system net hp (149 kW)	NA	NA	NA	NA	NA	Standard	Standard	Standard
<b>EMISSION RATING</b>								
Ultra Low Emission Vehicle (ULEV)	Standard	Standard	Standard	Standard	Standard	NA	NA	NA
Super Ultra Low Emission Vehicle (SULEV) <sup>40</sup>	NA	NA	NA	NA	NA	Standard	Standard	Standard
<b>IGNITION SYSTEM</b>								
Electronic, with Toyota Direct Ignition (TDI)	Standard	Standard	Standard	Standard	Standard	Standard	Standard	Standard
<b>MOTOR TYPE</b>								
Permanent magnet AC synchronous motor	NA	NA	NA	NA	NA	Standard	Standard	Standard
<b>VOLTAGE</b>								
650V maximum	NA	NA	NA	NA	NA	Standard	Standard	Standard
<b>BATTERY TYPE</b>								
Sealed Nickel-Metal Hydride (Ni-MH)	NA	NA	NA	NA	NA	Standard	Standard	Standard
<b>VOLTAGE</b>								
244.8V maximum	NA	NA	NA	NA	NA	Standard	Standard	Standard
<b>TRANSMISSION</b>								
6-speed Electronically Controlled automatic Transmission with intelligence (ECT-i) and sequential shift mode	Standard	Standard	Standard	Standard	Standard	NA	NA	NA
Electronically controlled Continuously Variable Transmission (ECVT)	NA	NA	NA	NA	NA	Standard	Standard	Standard
<b>DRIVETRAIN</b>								
Front-Wheel Drive	Standard	Standard	Standard	Standard	Standard	Standard	Standard	Standard
<b>BODY CONSTRUCTION</b>								
Unitized body with front and rear anti-vibration sub-frames	Standard	Standard	Standard	Standard	Standard	Standard	Standard	Standard
<b>SUSPENSION</b>								
MacPherson strut front suspension with offset coil springs and stabilizer bar; dual-link independent MacPherson strut rear suspension with offset coil springs and stabilizer bar	Standard	Standard	Standard	Standard	Standard	Standard	Standard	Standard
<b>STEERING</b>								
Electric Power Steering (EPS); power-assisted rack-and-pinion	Standard	Standard	Standard	Standard	Standard	Standard	Standard	Standard
Turning circle diameter, curb to curb (ft.)	40.0	40.0	40.0	40.0	40.0	40.0	40.0	40.0
<b>BRAKES</b>								
Power-assisted ventilated 11.65-inch front disc brakes; solid 11-inch rear disc brakes with hydraulic brake booster, Electronically Controlled Braking (ECB) and Star Safety System™	Standard	Standard	Standard	Standard	Standard	Standard	Standard	Standard
<b>DIMENSIONS</b>								
<b>EXTERIOR DIMENSIONS (in.)</b>								
Overall height	57.5	57.5	57.5	57.5	57.5	57.5	57.5	57.5
Overall width	72.2	72.2	72.2	72.2	72.2	72.2	72.2	72.2
Overall length	195.3	195.3	195.3	195.3	195.3	195.3	195.3	195.3
Wheelbase	111.0	111.0	111.0	111.0	111.0	111.0	111.0	111.0
Track (front/rear)	62.6/62.2	62.6/62.2	62.6/62.2	62.6/62.2	62.6/62.2	62.6/62.2	62.6/62.2	62.6/62.2
Ground clearance	5.5	5.5	5.5	5.5	5.5	5.5	5.5	5.5
Coefficient of drag (Cd)	0.28	0.28	0.28	0.28	0.28	0.28	0.28	0.28

See numbered footnotes in Disclosures section.



SPECIFICATIONS (continued)

<b>INTERIOR DIMENSIONS</b> (front/rear) (in.)	<b>XLE</b>	<b>XLE PLUS</b>	<b>XLE PREMIUM</b>	<b>TOURING</b>	<b>LIMITED</b>	<b>HYBRID XLE PLUS</b>	<b>HYBRID XLE PREMIUM</b>	<b>HYBRID LIMITED</b>
Head room	38.5/37.9	37.6/37.9	37.6/37.9	37.6/37.9	37.6/37.9	37.6/37.9	37.6/37.9	37.6/37.9
Shoulder room	58.2/57.0	58.2/57.0	58.2/57.0	58.2/57.0	58.2/57.0	58.2/57.0	58.2/57.0	58.2/57.0
Hip room	55.1/54.6	55.1/54.6	55.1/54.6	55.1/54.6	55.1/54.6	55.1/54.6	55.1/54.6	55.1/54.6
Leg room	42.1/39.2	42.1/39.2	42.1/39.2	42.1/39.2	42.1/39.2	42.1/39.2	42.1/39.2	42.1/39.2
Seating capacity	5	5	5	5	5	5	5	5
<b>WEIGHTS/CAPACITIES</b>								
Curb weight (lb.)	3461	3461	3461	3505	3538	3594	3594	3638
EPA passenger volume (cu. ft.)	103.6	102.3	102.3	102.3	102.3	102.3	102.3	102.3
Cargo volume (cu. ft.)	16.0	16.0	16.0	16.0	16.0	14.0	14.0	14.0
Fuel tank (gal.)	17.0	17.0	17.0	17.0	17.0	17.0	17.0	17.0
<b>TIRES</b>								
<b>SIZE</b>								
P215/55R17	Standard	Standard	Standard	NA	NA	Standard	Standard	Standard
P225/45R18	NA	NA	NA	Standard	Standard	NA	NA	NA
<b>TYPE</b>								
All-Season radials	Standard	Standard	Standard	Standard	Standard	Standard	Standard	Standard
<b>SPARE</b>								
Temporary	Standard	Standard	Standard	Standard	Standard	Standard	Standard	Standard
<b>MILEAGE ESTIMATES</b> (mpg city/highway/combined) <sup>41</sup>								
	21/30/24	21/30/24	21/30/24	21/30/24	21/30/24	40/39/40	40/39/40	40/39/40

See numbered footnotes in Disclosures section.

## DISCLOSURES

1. Toyota strives to build vehicles to match customer interest and thus they typically are built with popular options and option packages. Not all options/packages are available separately and some may not be available in all regions of the country. See [toyota.com](http://toyota.com) for information about options/packages commonly available in your area. If you would prefer a vehicle without any or with different options, contact your dealer to check for current availability or the possibility of placing a special order. 2. Performance tires are expected to experience greater tire wear than conventional tires. Tire life may be less than 24,000 miles, depending upon driving conditions. 3. Be sure to obey traffic regulations and maintain awareness of road and traffic conditions at all times. Apps/services vary by phone/carrier; functionality depends on many factors. Select apps use large amounts of data; you are responsible for charges. Apps and services subject to change. Availability and accuracy of the information provided by Scout® GPS Link is dependent upon many factors. Use common sense when relying on information provided. Services and programming subject to change. Services not available in every city or roadway. See [toyota.com/entune](http://toyota.com/entune) for details. Scout® is a registered trademark of Telenav, Inc. 4. Entune™ is a trademark of Toyota Motor Corporation. Always drive safely, obey traffic laws and focus on the road while driving. Services vary by phone/carrier. Functionality depends on many factors. Services subject to change. For enrollment and more details, see [toyota.com/entune](http://toyota.com/entune). 5. May not be compatible with all mobile phones, MP3/WMA players and like models. 6. iPod® and iPhone® are registered trademarks of Apple Inc. All rights reserved. 7. Advanced voice recognition capabilities vary by head unit. 8. Apps/services vary by phone/carrier; functionality depends on many factors. Select apps use large amounts of data; you are responsible for charges. Apps and services subject to change. See [toyota.com/entune](http://toyota.com/entune) for details. 9. Concentrating on the road should always be your first priority while driving. Do not use the hands-free phone system if it will distract you. The Bluetooth® word mark and logos are registered trademarks owned by Bluetooth SIG, Inc. and any use of such marks by Toyota is under license. A compatible Bluetooth®-enabled phone must first be paired. Phone performance depends on software, coverage and carrier. 10. Always drive safely, obey traffic laws and focus on the road while driving. Siri® is available only on iPhone® 4S or later, iPad® with Retina® display, iPad mini,™ and iPod touch® (5th generation) and requires Internet access. Siri® is not available in all languages or all areas, and features vary by area. Some Siri® functionality and commands are not accessible in the vehicle. Data charges may apply. See [apple.com](http://apple.com) and phone carrier for details. Siri® is a registered trademark of Apple Inc. 11. Be sure to obey traffic regulations and maintain awareness of road and traffic conditions at all times. HD Radio™ Technology manufactured under license from iBiquity Digital Corporation U.S. and Foreign Patents. HD Radio™ and the HD, HD Radio, and “Arc” logos are proprietary trademarks of iBiquity Digital Corp. 12. SiriusXM® services require a subscription after 3-month trial period. **Subscriptions governed by SiriusXM® Customer Agreement available at [www.siriusxm.com](http://www.siriusxm.com). If you decide to continue your SiriusXM® service at the end of your complimentary trial, the plan you choose will automatically renew and bill at then-current rates until you call 1-866-635-2349 to cancel.** Fees and programming subject to change. Available only to those at least 18 years of age in the 48 contiguous United States and D.C. 13. The backup camera does not provide a comprehensive view of the rear area of the vehicle. You should also look around outside your vehicle and use your mirrors to confirm rearward clearance. Environmental conditions may limit effectiveness and view may become obscured. See *Owner's Manual* for details. 14. Availability and accuracy of the information provided by the navigation system is dependent upon many factors. Use common sense when relying on information provided. Services and programming subject to change. Services not available in every city or roadway. Updates may be available from your dealer at an additional cost. See *Owner's Manual* for details. 15. Be sure to obey traffic regulations and maintain awareness of road and traffic conditions at all times. Apps/services vary by phone/carrier; functionality depends on many factors. Select apps use large amounts of data; you are responsible for charges. Apps and services subject to change. See [toyota.com/entune](http://toyota.com/entune) for details. 16. PANDORA®, the PANDORA® logo, and the Pandora trade dress are trademarks or registered trademarks of Pandora Media, Inc., used with permission. 17. CAUTION! When driving a hybrid vehicle, pay special attention to the area around the vehicle. Because there is little vehicle noise in electric-only mode, pedestrians, people riding bicycles or other people and vehicles in the area may not be aware of the vehicle starting off or approaching them, so take extra care while driving. EV mode works under certain conditions at low speeds for up to a mile. See *Owner's Manual* for details. 18. The Smart Key System may interfere with some pacemakers or cardiac defibrillators. If you have one of these medical devices, please talk to your doctor to see if you should deactivate this system. 19. HomeLink® and the HomeLink® house icon are registered trademarks of Gentex Corporation. 20. Qi wireless charging may not be compatible with all mobile phones, MP3/WMA players and like models. When using the wireless charging system, avoid placing metal objects between the wireless charger and the mobile device when charging is active. Doing so may cause metal objects to become hot and could cause burns. To prevent damage to devices, do not leave the devices in the vehicle. Temperature inside may become high, resulting in damage to the device. 21. Vehicle Stability Control is an electronic system designed to help the driver maintain vehicle control under adverse conditions. It is not a substitute for safe driving practices. Factors including speed, road conditions and driver steering input can all affect whether VSC will be effective in preventing a loss of control. See *Owner's Manual* for details. 22. Brake Assist is designed to help the driver take full advantage of the benefits of ABS. It is not a substitute for safe driving practices. Braking effectiveness also depends on proper brake-system maintenance and tire and road conditions. See *Owner's Manual* for details. 23. Smart Stop Technology® operates only in the event of certain contemporaneous brake and accelerator pedal applications. When engaged, the system will reduce power to help the brakes bring the vehicle to a stop. Factors including speed, road conditions and driver input can all impact stopping distance. Smart Stop Technology® is not a substitute for safe and attentive driving and does not guarantee instant stopping. See *Owner's Manual* for details. 24. ToyotaCare covers normal factory scheduled service for 2 years or 25,000 miles, whichever comes first. 24-hour roadside assistance is also included for 2 years and unlimited miles. See Toyota dealer for details and exclusions. Valid only in the continental U.S. and Alaska. 25. Does not include parts and fluids, except emergency fuel delivery. Valid only in the continental U.S. and Alaska. 26. All the airbag systems are Supplemental Restraint Systems. All airbags (if installed) are designed to inflate only under certain conditions and in certain types of severe collisions: typically, frontal and knee airbags inflate in frontal collisions, side torso and side curtain airbags inflate in side collisions and roll-sensing curtain airbags inflate at a severe roll angle or roll rate. To decrease the risk of injury from an inflating airbag, always wear seatbelts, sit upright in the middle of the seat as far back as possible and do not lean against the door. Do not put objects in front of an airbag or around the seatback. Do not use a rearward-facing child seat in any front passenger seat. The force of an inflating airbag may cause serious injury or death. See your *Owner's Manual* for further information/warnings. 27. Whiplash-Injury-Lessening front seats can help reduce the severity of whiplash injury in certain rear-end collisions. 28. The Toyota Tire Pressure Monitor alerts the driver when tire pressure is critically low. For optimal tire wear and performance, tire pressure should be checked regularly with a gauge; do not rely solely on the monitor system. See *Owner's Manual* for details. 29. Contact with the Safety Connect® response center is dependent upon the telematics device being in operative condition, cellular connection availability, navigation map data and GPS satellite signal reception, which can limit the ability to reach the response center or receive emergency service support. Enrollment and Telematics Subscription Service Agreement required. A variety of subscription terms is available; charges vary by subscription term selected. 30. Drivers should always be responsible for their own safe driving. Please always pay attention to your surroundings and drive safely. Depending on the conditions of roads, vehicles, weather, etc., the system(s) may not work as intended. See *Owner's Manual* for details. 31. The TSS Pre-Collision System is designed to help avoid or reduce the crash speed and damage in certain frontal collisions only. It is not a substitute for safe and attentive driving. System effectiveness depends on many factors, such as speed, driver input and road conditions. See *Owner's Manual* for detail. 32. The Pedestrian Detection system is designed to detect a pedestrian ahead of the vehicle, determine if impact is imminent and help reduce impact speed. It is not a substitute for safe and attentive driving. System effectiveness depends on many factors, such as speed, size and position of pedestrians, driver input and weather, light and road conditions. See *Owner's Manual* for details. 33. Lane Departure Alert with Steering Assist is designed to read lane markers under certain conditions. It provides a visual and audible alert and slight steering force when lane departure is detected. It is not a collision-avoidance system or a substitute for safe and attentive driving. Effectiveness depends on many factors. See *Owner's Manual* for details. 34. Automatic High Beams operate at speeds above 25 mph. Factors such as a dirty windshield, weather, lighting and terrain limit effectiveness, requiring the driver to manually operate the high beams. See *Owner's Manual* for details. 35. Dynamic Radar Cruise Control is designed to assist the driver and is not a substitute for safe and attentive driving practices. System effectiveness depends on many factors, such as weather, traffic and road conditions. See *Owner's Manual* for details. 36. Do not rely exclusively on the Blind Spot Monitor. Always look over your shoulder and use your turn signal. There are limitations to the function, detection, range and clarity of the monitor. See *Owner's Manual* for details. 37. Do not rely exclusively on the Rear Cross-Traffic Alert system. Always look over your shoulder and use your mirrors to confirm rear clearance. There are limitations to the function, detection, range and clarity of the system. See *Owner's Manual* for details. 38. The engine immobilizer is a state-of-the-art anti-theft system. When you insert your key into the ignition switch or bring a Smart Key fob into the vehicle, the key transmits an electronic code to the vehicle. The engine will only start if the code in the transponder chip inside the key/fob matches the code in the vehicle's immobilizer. Because the transponder chip is embedded in the key/fob, it can be costly to replace. If you lose a key or fob, your Toyota dealer can help, or you can find a qualified independent locksmith to perform high-security key services by consulting your local Yellow Pages or by contacting [www.aloa.org](http://www.aloa.org). 39. Interference from structures may affect signal strength. Requires free download of Toyota Key Finder from the iTunes® App Store to operate; also find there a list of Mac OS® devices. See *Owner's Manual* for details. 40. Meets Tier 2/Bin 3 Federal emissions standard. 41. 2017 EPA-estimated city/highway mileage. Actual mileage will vary. 42. Extra-cost color. 43. This floor mat was designed specifically for use in your model and model year vehicle and SHOULD NOT be used in any other vehicle. To avoid potential interference with pedal operation, each mat must be secured with fasteners. Do not install a floor mat on top of an existing floor mat. 44. Cargo and load capacity limited by weight and distribution. 45. The Toyota Genuine Accessory Warranty will only apply when the installation is performed by a trained Toyota-approved installer. Please see dealer for details.

## CARS BUILT FOR THE WAY YOU LIVE

At Toyota, we build cars for how you live. From building advanced safety features designed to help prevent crashes to driving cross-country to understand how we can make your driving experience better, our work starts with understanding your needs. Building cars for how you live also means thinking about tomorrow — from fuel efficiency and environmental innovations, to things beyond cars, like a bicycle that you can control with your mind. And because what we learn building cars can help improve lives in other places, we do things like help communities rebuild their homes quickly after a disaster and work with soup kitchens to help them serve more people faster. Toyota. Built for how you live. Together we are going places.

---

### WARRANTIES

Every Toyota Car, Truck and SUV is built to exceptional standards. And that's not idle boasting. We back it up with these Limited Warranty Coverages:

**Basic:** 36 months/36,000 miles (all components other than normal wear and maintenance items).

**Hybrid-Related Component Coverage:** Hybrid-related components, including the HV battery, battery control module, hybrid control module and inverter with converter, are covered for 8 years/100,000 miles. The HV battery may have longer coverage under emissions warranty. Refer to applicable *Warranty and Maintenance Guide* for details.

**Powertrain:** 60 months/60,000 miles (engine, transmission/transaxle, drive system, seatbelts and airbags).

**Rust-Through:** 60 months/unlimited miles (corrosion perforation of sheet metal).

**Emissions:** Coverages vary under Federal and California regulations. Refer to applicable *Warranty and Maintenance Guide* for details.

Toyota strives to build vehicles to match customer interest and thus they typically are built with popular options and option packages. Not all options/packages are available separately and some may not be available in all regions of the country. See [toyota.com](http://toyota.com) for information about options/packages commonly available in your area. If you would prefer a vehicle without any or with different options, contact your dealer to check for current availability or the possibility of placing a special order.

**Accessories:** For Genuine Toyota Accessories purchased at the time of the new vehicle purchase, the Toyota Accessory Warranty coverage is in effect for 36 months/36,000 miles from the vehicle's in-service date, which is the same coverage as the Toyota New Vehicle Limited Warranty.

For Genuine Toyota Accessories purchased after the new vehicle purchase the coverage is 12 months, regardless of mileage, from the date the accessory was installed on the vehicle, or the remainder of any applicable new vehicle warranty, whichever provides greater coverage, with the exception of car covers. Car covers are warranted for 12 months from the date of purchase and do not assume any coverage under the Toyota New Vehicle Limited Warranty.

You may be eligible for transportation assistance if it's necessary that your vehicle be kept overnight for repairs covered under warranty. Please see your authorized Toyota dealership for further details.

For complete details about Toyota's warranties, please visit [www.toyota.com](http://www.toyota.com), refer to the applicable *Warranty and Maintenance Guide* or see your Toyota dealer.

Some vehicles are shown with available equipment. Seatbelts should be worn at all times. For details on vehicle specifications, standard features and available equipment in your area, contact your Toyota dealer. A vehicle with particular equipment may not be available at the dealership. Ask your Toyota dealer to help locate a specifically equipped vehicle.

All information presented herein is based on data available at the time of posting, is subject to change without notice and pertains specifically to mainland U.S.A. vehicles only. Prototypes shown. Actual production vehicles will vary.



For Toyota Mobility program details, go to [www.toyota.com/mobility](http://www.toyota.com/mobility) or call the Toyota Customer Assistance Center at 1-800-331-4331