



# ↗ 04 SOLARA

SLE V6 shown in Lunar Mist Metallic

SHAMELESS INDULGENCE JUST BECAME RESPECTABLE.

Okay, we're coming clean: Solara SLE will spoil you. Take, for instance, the available touch-screen DVD navigation system.<sup>1</sup> Or should we call it an onboard concierge? Even if you've forgotten an address, simply punch in the phone number<sup>2</sup> to get directions. But the real joy is in the journey: Solara SLE's available 225-hp VVT-i V6 with 5-speed sequential automatic transmission provides effortless passing. Its driver-side auto-dimming electrochromic rearview mirror makes glaring headlights a dim memory. The power moonroof lets the night breezes relax you. And when you arrive, SLE's fog lamps, available rear spoiler and 17" aluminum alloy wheels<sup>3</sup> will make your entrance for you. So let yourself go: extravagance has never been more acceptable.

<sup>1</sup>See Available Option Combinations section footnote 8 for more information on Toyota's touch-screen DVD navigation system.

<sup>2</sup>In most areas. Publicly published numbers only.

<sup>3</sup>16" aluminum alloy wheels on Solara SLE 4-cylinder models.

MODEL GRADE FEATURES

EXTERIOR

	SE	SE SPORT	SLE		SE	SE SPORT	SLE
Aerodynamic PES (Projector Ellipsoid System) headlamps with Daytime Running Lights (DRL) and auto on/off feature	S	S	S	Dual color-keyed power outside mirrors	S	S	—
Integrated fog lamps	S	S	S	Heated dual color-keyed power outside mirrors with driver-side auto-dimming electrochromic feature	—	—	S
Body kit with rear spoiler	—	S	—	High Solar Energy-Absorbing (HSEA) glass	S	S	S
Sport-tuned suspension	—	S	—	Power tilt/slide moonroof with sunshade	0	0	S
16" aluminum alloy wheels with P215/60R16 tires	S	—	S <sup>1</sup>	Rear spoiler	0	S	0
17" aluminum alloy wheels with P215/55R17 tires	0 <sup>2</sup>	S <sup>3</sup>	S <sup>2</sup>	Washer-linked variable intermittent windshield wipers	S	S	S <sup>2</sup>

INTERIOR

	SE	SE SPORT	SLE		SE	SE SPORT	SLE
3-spoke tilt and telescopic steering wheel with audio and multi-information display controls	S	S	S	Remote keyless entry system with 2-stage unlocking, trunk-release, panic function and remote illuminated entry	S	S	S
Leather-wrapped steering wheel shift knob and parking brake handle	—	S	S	Power automatic door locks with anti-lockout feature	S	S	S
Cruise control	S	S	S	Power windows with driver-side auto-up/down and retained-power features	S	S	S
Outside temperature gauge	S	S	S	Deluxe AM/FM CD with six speakers	S	S	—
Speedometer, tachometer, coolant temperature and fuel level gauges; LCD odometer with twin tripmeters	S	S	S	JBL Premium 3-in-1 AM/FM Cassette/6-disc in-dash CD changer, XM Satellite Radio capability, <sup>6</sup> 270 watts (maximum output),			
Sport instrument panel with unique sport gauges	—	S	—	eight speakers in six locations and FM diversity reception	0 <sup>7</sup>	0	S
Airbag, seatbelt, low-fuel level, door-ajar, battery, check engine, oil pressure, ABS, Tire Pressure Warning System <sup>4</sup> and brake warning lights	S	S	S	Touch-screen DVD navigation system <sup>8</sup> with JBL Premium AM/FM CD with XM Satellite Radio capability, <sup>6</sup> 270 watts (maximum output),			
Multi-information display with average speed, instant and average fuel economy, distance to empty, and elapsed time functions	S	S	S	eight speakers in six locations and FM diversity reception	—	—	0 <sup>2</sup>
Digital quartz clock	S	S	S	Front console illumination panel	—	—	S
Front passenger airbag status indicator	S	S	S	Center console armrest with dual storage areas and cup holders	S	S	S
Scheduled maintenance indicator light	S	S	S	Two 12V auxiliary power outlets	S	S	S
Dual illuminated visor vanity mirrors	S	S	S	Fabric seats with 8-way adjustable driver's seat and seatback pockets	S	—	—
HomeLink <sup>5</sup> universal transceiver	—	—	S	Dark charcoal fabric seats with 8-way adjustable driver's seat and seatback pockets	—	S	—
Overhead console with sunglasses holder/garage door opener box	S	S	S	8-way power-adjustable driver's seat with power lumbar support and seatback pockets	0	—	S <sup>1</sup>
Auto-dimming electrochromic rearview mirror with compass	0	0	S	Perforated leather-trimmed heated seats with 8-way power-adjustable driver's seat with power lumbar support and seatback pockets	—	—	S <sup>9</sup>
Silver metallic-style interior trim	S	—	—	Contoured 60/40 split/fold-down rear seat with adjustable headrests	S	S	S
Black graphite-style interior trim	—	S	—	Aluminum sport pedal covers	—	S	—
Wood-grain-style interior trim	—	—	S	Remote hood, and locking trunk and fuel-filler door releases	S	S	S
Chrome-accented parking brake button and air vents	—	S	—	Heavy-duty rear window defogger with timer	S	S	S
Chrome-accented door handles, parking brake button and air vents	—	—	S	Cargo net	0	0	S
Defroster-linked CFC-free air conditioning with air filtration	S	S	—				
Defroster-linked CFC-free automatic climate control with air filtration	—	—	S				

S = Standard      — = Not Available      0 = Feature available only as part of an option combination.



SE standard 16" aluminum alloy wheel



SE V6 available 17" aluminum alloy wheel



SE Sport/SE Sport V6 standard 17" aluminum alloy wheel



SLE standard 16" aluminum alloy wheel



SLE V6 standard 17" aluminum alloy wheel

<sup>1</sup>4-cylinder models only.

<sup>2</sup>V6 models only.

<sup>3</sup>P215/55R17 (SP) Performance or (ST) All-Season tires available. 17" x 7" wheels with P215/55R17 Performance tires are expected to experience greater tread wear than conventional tires. Tire life may be less than 24,000 miles, depending upon driving conditions.

<sup>4</sup>Toyota's Tire Pressure Warning System alerts the driver when tire pressure is critically low. For optimal tire wear and performance, tire pressure should be checked regularly with a gauge; do not rely solely on the Warning System. See your Owner's Manual for details.

<sup>5</sup>HomeLink<sup>®</sup> is a registered trademark of Johnson Controls, Inc.

<sup>6</sup>Functioning XM Satellite Radio requires XM Satellite Radio capability, XM Satellite Radio receiver + satellite monthly service fee. See your Toyota dealer for details.

<sup>7</sup>V6 models only as part of (SZ) combination.

<sup>8</sup>The Toyota touch-screen DVD navigation system is designed to assist in locating an address or point of interest. Discrepancies may be encountered between the system and your actual location. Changes in street names, road closures, traffic flow or other road system changes may affect the accuracy of the mapping software. Rely upon your common sense to decide

whether or not to follow a specified route. Detailed coverage not available in every city. Optional periodic geographical updates available at an additional cost. See your Navigation System Owner's Manual and your Toyota dealer for further details.

<sup>9</sup>Standard on SLE V6 models. Requires (LA) combination on SLE 4-cylinder models.

**AVAILABLE OPTION COMBINATIONS<sup>15</sup>**
**SE 4-CYLINDER**

- **(RF)** Rear spoiler
- **(GY)** Front and rear side curtain airbags<sup>11</sup>
- **(PE)** 8-way power-adjustable driver's seat with power lumbar support and seatback pockets
- **(RF, SR)** Includes rear spoiler and power tilt/slide moonroof with sunshade<sup>16</sup>
- **(PE, SR)** Includes 8-way power-adjustable driver's seat with power lumbar support and seatback pockets and power tilt/slide moonroof with sunshade

**SE V6**

- **(GY)** Front and rear side curtain airbags<sup>11</sup>
- **(SY)** Includes 17" aluminum alloy wheels with P215/55R17 All-Season tires and rear spoiler
- **(SZ)** Includes JBL Premium 3-in-1 AM/FM Cassette/6-disc in-dash CD changer, XM Satellite Radio capability,<sup>6</sup> 270 watts (maximum output), eight speakers in six locations and FM diversity reception; 8-way power-adjustable driver's seat with power lumbar support and seatback pockets; and 17" aluminum alloy wheels with P215/55R17 All-Season tires
- **(SY, SR)** Includes 17" aluminum alloy wheels with P215/55R17 All-Season tires, rear spoiler and power tilt/slide moonroof with sunshade
- **(SZ, SR)** Includes JBL Premium 3-in-1 AM/FM Cassette/6-disc in-dash CD changer, XM Satellite Radio capability,<sup>6</sup> 270 watts (maximum output), eight speakers in six locations and FM diversity reception; 8-way power-adjustable driver's seat with power lumbar support and seatback pockets; 17" aluminum alloy wheels with P215/55R17 All-Season tires; and front and rear side curtain airbags<sup>11</sup>
- **(SZ, GY, RF)** Includes JBL Premium 3-in-1 AM/FM Cassette/6-disc in-dash CD changer, XM Satellite Radio capability,<sup>6</sup> 270 watts (maximum output), eight speakers in six locations and FM diversity reception; 8-way power-adjustable driver's seat with power lumbar support and seatback pockets; 17" aluminum alloy wheels with P215/55R17 All-Season tires; front and rear side curtain airbags<sup>11</sup>; and rear spoiler

**SE SPORT 4-CYLINDER<sup>3</sup>**

- **(GY)** Front and rear side curtain airbags<sup>11</sup>
- **(SR)** Power tilt/slide moonroof with sunshade
- **(SR, EJ)** Includes power tilt/slide moonroof with sunshade and JBL Premium 3-in-1 AM/FM Cassette/6-disc in-dash CD changer, XM Satellite Radio capability,<sup>6</sup> 270 watts (maximum output), eight speakers in six locations and FM diversity reception

**SE SPORT V6<sup>3</sup>**

- **(GY)** Front and rear side curtain airbags<sup>11</sup>
- **(SR)** Power tilt/slide moonroof with sunshade
- **(SR, EJ)** Includes power tilt/slide moonroof with sunshade and JBL Premium 3-in-1 AM/FM Cassette/6-disc in-dash CD changer, XM Satellite Radio capability,<sup>6</sup> 270 watts (maximum output), eight speakers in six locations and FM diversity reception

**SLE 4-CYLINDER**

- **(RF)** Rear spoiler
- **(GY)** Front and rear side curtain airbags<sup>11</sup>
- **(RF, GY)** Rear spoiler and front and rear side curtain airbags<sup>11</sup>
- **(LA)** Perforated leather-trimmed heated seats with 8-way power-adjustable driver's seat with power lumbar support and seatback pockets
- **(LA, GY)** Perforated leather-trimmed heated seats with 8-way power-adjustable driver's seat with power lumbar support and seatback pockets, and front and rear side curtain airbags<sup>11</sup>
- **(LA, GY, RF)** Perforated leather-trimmed heated seats with 8-way power-adjustable driver's seat with power lumbar support and seatback pockets, front and rear side curtain airbags<sup>11</sup> and rear spoiler

**SLE V6**

- **(RF)** Rear spoiler
- **(VS, GY)** Includes Vehicle Stability Control (VSC)<sup>10</sup> + Traction Control (TRAC) and front and rear side curtain airbags<sup>11</sup>
- **(VS, GY, RF)** Includes Vehicle Stability Control (VSC)<sup>10</sup> + Traction Control (TRAC), front and rear side curtain airbags<sup>11</sup> and rear spoiler
- **(VS, GY, NV)** Includes Vehicle Stability Control (VSC)<sup>10</sup> + Traction Control (TRAC), front and rear side curtain airbags<sup>11</sup> and touch-screen DVD navigation system<sup>8</sup> with JBL Premium AM/FM CD with XM Satellite Radio capability,<sup>6</sup> 270 watts (maximum output), eight speakers in six locations and FM diversity reception
- **(VS, GY, NV, RF)** Includes Vehicle Stability Control (VSC)<sup>10</sup> + Traction Control (TRAC); front and rear side curtain airbags<sup>11</sup>; touch-screen DVD navigation system<sup>8</sup> with JBL Premium AM/FM CD with XM Satellite Radio capability,<sup>6</sup> 270 watts (maximum output), eight speakers in six locations and FM diversity reception; and rear spoiler

<sup>3</sup>P215/55R17 (SP) Performance or (ST) All-Season tires available. 17" x 7" wheels with P215/55R17 Performance tires are expected to experience greater tread wear than conventional tires. Tire life may be less than 24,000 miles, depending upon driving conditions.

<sup>6</sup>Functioning XM Satellite Radio requires XM Satellite Radio capability, XM Satellite Radio receiver + satellite monthly service fee. See your Toyota dealer for details.

<sup>8</sup>The Toyota touch-screen DVD navigation system is designed to assist in locating an address or point of interest. Discrepancies may be encountered between the system and your actual location. Changes in street names, road closures, traffic flow or other road system changes may affect the accuracy of the mapping software. Rely upon your common sense to decide whether or not to follow a specified route. Detailed coverage not available in every city. Optional periodic geographical updates available at an additional cost. See your Navigation System Owner's Manual and your Toyota dealer for further details.








<sup>10</sup>Toyota Vehicle Stability Control (VSC) is an electronic system designed to help the driver maintain vehicle control under adverse conditions. It is not a substitute for safe driving practices. Factors including speed, road conditions and driver steering input can all affect whether VSC will be effective in preventing a loss of control. Please see your Owner's Manual for further details.

<sup>11</sup>The Toyota driver, front passenger, front seat-mounted side airbags and side curtain airbags are Supplemental Restraint Systems (SRS). The driver and front passenger airbags are designed to deploy in severe (usually frontal) collisions where the magnitude and duration of the forward deceleration of the vehicle exceeds the design threshold level. The side airbags and side curtain airbags are designed to inflate in severe side-impact collisions. In all other accidents, the airbags will not inflate. To decrease the risk of injury from a deploying

airbag, always wear seatbelts, sit upright in the middle of the seat as far back as possible from the airbag modules and do not lean against the door. Do not put objects in front of an airbag or around the seatback. Do not use rearward-facing child seats in any front passenger seat. The force of a deploying SRS airbag may cause serious injury or death. Please see your Owner's Manual for further instructions.

<sup>15</sup>Option Combinations cannot be combined.  
Bold denotes Option Combination codes.

**COLORS** \*Not available on SE Sport models.

						
Arctic Frost Pearl with Ivory, Dark Stone (SE, SLE) or Dark Charcoal (SE Sport) interior	Lunar Mist Metallic with Dark Stone (SE, SLE) or Dark Charcoal (SE Sport) interior	Desert Sand Mica* with Ivory interior	Absolutely Red with Ivory, Dark Stone (SE, SLE) or Dark Charcoal (SE Sport) interior	Cosmic Blue Metallic with Ivory, Dark Stone (SE, SLE) or Dark Charcoal (SE Sport) interior	Oceanus Pearl* with Ivory or Dark Stone interior	Black with Ivory, Dark Stone (SE, SLE) or Dark Charcoal (SE Sport) interior

**SPECIFICATIONS**

	SE	SE V6	SLE V6
<b>Mechanical/Performance</b>			
Engine			
2.4-liter DOHC 16-valve VVT-i 4-cylinder	Standard	Standard	Standard
157 hp @ 5,600 rpm/162 lb.-ft. @ 4,000 rpm			
3.3-liter DOHC 24-valve VVT-i V6	Available	Available	Available
225 hp @ 5,600 rpm/240 lb.-ft. @ 3,600 rpm			
Ignition	Electronic, with Toyota Direct Ignition (TDI)		
Transmission			
5-speed manual overdrive	Standard (4-cylinder)	Standard (4-cylinder)	NA
4-speed electronically controlled automatic overdrive with intelligence (ECT-i)	Available (4-cylinder)	Available (4-cylinder)	Standard (4-cylinder)
5-speed electronically controlled sequential automatic overdrive with intelligence (ECT-i)	Standard (V6)	Standard (V6)	Standard (V6)
Drivetrain	Front engine, front-wheel drive		
Body construction	Unitized body with front and rear vibration-dampening sub-frames		
Suspension	MacPherson strut front suspension with gas-filled shock absorbers and stabilizer bar; dual-link independent MacPherson strut rear suspension with gas-filled shock absorbers and stabilizer bar (SE Sport models add: sport-tune shock absorbers and springs)		
Steering	Variable-assist power rack-and-pinion		
Turning circle diameter, curb to curb (ft.)	37.4	37.4	37.4
Brakes	Power-assisted ventilated front/solid rear disc		
4-channel, 4-sensor Anti-lock Brake System (ABS)	Standard	Standard	Standard
Vehicle Stability Control (VSC) <sup>1</sup> + Traction Control (TRAC)	NA	NA	Available (V6 models)
<b>Exterior Dimensions (IN.)</b>			
Overall height, unloaded	56.1	56.1	56.1
Overall width	71.5	71.5	71.5
Overall length	192.5	192.5	192.5
Wheelbase	107.1	107.1	107.1
Ground clearance	5.5	5.5	5.5
Track (front/rear)	60.9/60.4	60.9/60.4	60.9/60.4
Coefficient of drag (Cd)	0.29	0.29	0.29
<b>Interior dimensions front/rear (IN.)</b>			
Head room	38.0/36.4	38.0/36.4	38.0/36.4
Shoulder room	56.1/53.7	56.1/53.7	56.1/53.7
Hip room	54.0/50.3	54.0/50.3	54.0/50.3
Leg room	42.0/35.4	42.0/35.4	42.0/35.4
<b>Weights and Capacities</b>			
Curb weight			
Manual/Automatic (Convertible) (lbs.)	3,075/3,130 (3,362)	NA/3,241 (3,472)	NA/3,241 (3,472)
Seating capacity (Convertible)	5 (4)	5 (4)	5 (4)
EPA passenger volume (Convertible) (cu. ft.)	92.1 (90.6)	92.1 (90.6)	92.1 (90.6)
Luggage capacity, rear seatbacks up (Convertible) (cu. ft.)	13.8 (8.8)	13.8 (8.8)	13.8 (8.8)
Fuel tank (gal.)	18.5	18.5	18.5
<b>Tires</b>			
Size			
P215/60R16 (4-cylinder)	Standard	P215/60R16	P215/55R17
P215/55R17 (V6)			
Available	P215/55R17	NA	NA
Type	All-Season steel-belted radial	Performance <sup>2</sup> or All-Season steel-belted radial	All-Season steel-belted radial
<b>Mileage Estimates (MPG City/Highway)<sup>3</sup></b>			
Manual transmission	24/33	24/33	NA
Automatic transmission			
4-cylinder	23/32	23/32	23/32
V6	20/29	20/29	20/29

<sup>1</sup>See Available Option Combinations section footnote 10 for more information on Toyota's Vehicle Stability Control (VSC).

<sup>2</sup>See Available Option Combinations section footnote 3 for more information on Toyota's Performance tires.

<sup>3</sup>2004 preliminary mileage estimates determined by Toyota. EPA mileage estimates not available at time of printing. Actual mileage may vary.