

Take your sense of adventure offroad.

**TACOMA** 07

TOYOTA | *moving forward* ▶



# TACOMA 07



**TOYOTA** | *moving forward* ▶



4x2 Regular Cab  
5-Speed Manual (7103)  
MSRP\*\* Starting At: \$14,080.00



4x2 Regular Cab  
4-Speed Auto (7104)  
MSRP\*\* Starting At: \$14,980.00



4x2 Access Cab  
5-Speed Manual (7113)  
MSRP\*\* Starting At: \$17,520.00



4x2 Access Cab  
4-Speed Auto (7114)  
MSRP\*\* Starting At: \$18,420.00



4x2 Regular Cab PreRunner  
5-Speed Manual (7131)  
MSRP\*\* Starting At: \$14,950.00



4x2 Access Cab PreRunner  
5-Speed Manual (7161)  
MSRP\*\* Starting At: \$18,280.00



4x2 Access Cab X-Runner V6  
6-Speed Manual (7153)  
MSRP\*\* Starting At: \$23,845.00



4x2 Access Cab PreRunner V6  
6-Speed Manual (7163)  
MSRP\*\* Starting At: \$19,735.00



4x2 Access Cab PreRunner V6  
5-Speed Auto (7164)  
MSRP\*\* Starting At: \$20,615.00



4x2 Double Cab PreRunner V6  
5-Speed Auto (7188)  
MSRP\*\* Starting At: \$22,340.00



4x2 Double Cab PreRunner V6  
Longbed  
5-Speed Auto (7190)  
MSRP\*\* Starting At: \$22,840.00

\*This vehicle eBrochure is designed to identify vehicles commonly available in your area. If you would prefer to purchase a vehicle with no options or additional options, please contact your local dealer to check for current availability or the possibility of placing an order for such a vehicle.









MSRP\*\*  
2007 Manufacturer's Suggested Retail Price, excludes the Delivery, Processing and Handling Fee of \$580 for Cars and \$605 for Trucks, Vans and SUVs. (Historically, vehicle manufacturers and distributors have charged a separate fee for processing, handling and delivering vehicles to dealerships. Toyota's charge for these services is called the "Delivery, Processing and Handling Fee" and is based on the value of the processing, handling and delivery services Toyota provides as well as Toyota's overall pricing structure. Toyota may make a profit on the Delivery, Processing and Handling Fee.) Excludes taxes, license, title and available or regionally required equipment. The Delivery, Processing and Handling Fee in AL, AR, FL, GA, LA, MS, NC, OK, SC and TX is \$45 higher for Trucks, Sienna and SUVs, and \$55 higher for all other Toyota vehicles. Actual dealer price may vary. Pricing, specifications, standard features and available equipment are based on information available when this page was produced and are subject to change without notice.

# TACOMA 07



 **TOYOTA** | *moving forward* ▶

## Exterior colors available for your Tacoma\*

|  |  |   |   |
|--|--|---|---|
| Super White       | Silver Streak Mica  | Black Sand Pearl  | Impulse Red Pearl  |
| Desert Sand Mica  | Indigo Ink Pearl    | Radiant Red       | Speedway blue      |

## Interior colors available for your Tacoma\*

|   |  |
|---|--|
| Graphite Fabric  | Taupe Fabric  |
|---|--|

\*This vehicle eBrochure is designed to identify vehicles commonly available in your area. If you would prefer to purchase a vehicle with no options or additional options, please contact your local dealer to check for current availability or the possibility of placing an order for such a vehicle.

### MSRP\*\*

2007 Manufacturer's Suggested Retail Price, excludes the Delivery, Processing and Handling Fee of \$580 for Cars and \$605 for Trucks, Vans and SUVs. (Historically, vehicle manufacturers and distributors have charged a separate fee for processing, handling and delivering vehicles to dealerships. Toyota's charge for these services is called the "Delivery, Processing and Handling Fee" and is based on the value of the processing, handling and delivery services Toyota provides as well as Toyota's overall pricing structure. Toyota may make a profit on the Delivery, Processing and Handling Fee.) Excludes taxes, license, title and available or regionally required equipment. The Delivery, Processing and Handling Fee in AL, AR, FL, GA, LA, MS, NC, OK, SC and TX is \$45 higher for Trucks, Sienna and SUVs, and \$55 higher for all other Toyota vehicles. Actual dealer price may vary. Pricing, specifications, standard features and available equipment are based on information available when this page was produced and are subject to change without notice.



## Standard Features and Options 4x2\*

S = Standard O = Optional P = Part of Package

| 4x2 Regular Cab 5-Speed Manual (7103) | 4x2 Regular Cab 4-Speed Auto (7104) | 4x2 Access Cab 5-Speed Manual (7113) | 4x2 Access Cab 4-Speed Auto (7114) | 4x2 Regular Cab PreRunner 5-Speed Manual (7131) | 4x2 Access Cab PreRunner 5-Speed Manual (7161) | 4x2 Access Cab X-Runner V6 6-Speed Manual (7153) | 4x2 Access Cab PreRunner V6 6-Speed Manual (7163) | 4x2 Access Cab PreRunner V6 5-Speed Auto (7164) | 4x2 Double Cab PreRunner V6 5-Speed Auto (7188) | 4x2 Double Cab PreRunner V6 5-Speed Longbed Auto (7190) |
|---------------------------------------|-------------------------------------|--------------------------------------|------------------------------------|---|--|--|---|---|---|---|
|---------------------------------------|-------------------------------------|--------------------------------------|------------------------------------|---|--|--|---|---|---|---|

### MECHANICAL & PERFORMANCE

|  |   |   |   |   |   |   |   |   |   |   |   |
|--|---|---|---|---|---|---|---|---|---|---|---|
| 2.7-liter DOHC EFI 4-cylinder with VVT-i 159 hp @ 5200 rpm                                   | S | S | S | S | S | S | - | - | - | - | - |
| 4.0-liter DOHC EFI V6 with VVT-i 236 hp @ 5200 rpm   | - | - | - | - | - | - | S | S | S | S | S |
| 5-speed manual transmission  | S | - | S | - | S | S | - | - | - | - | - |
| 6-speed manual transmission  | - | - | - | - | - | - | S | S | - | - | - |
| 4-speed electronically controlled automatic overdrive transmission with intelligence (ECT-i) | - | S | - | S | - | - | - | - | - | - | - |
| 5-speed electronically controlled automatic overdrive transmission with intelligence (ECT-i) | - | - | - | - | - | - | - | - | S | S | S |
| Coil-spring double wishbone suspension   | S | S | S | S | S | S | S | S | S | S | S |
| Leaf spring suspension with staggered outboard-mounted gas shock absorbers                   | S | S | S | S | S | S | S | S | S | S | S |
| Variable-assist power rack-and-pinion steering   | S | S | S | S | S | S | S | S | S | S | S |
| Power-assisted ventilated front disc brakes  | S | S | S | S | S | S | S | S | S | S | S |
| Rear 10-in. drum brakes with tandem booster  | S | S | S | S | S | S | S | S | S | S | S |

### SAFETY

|  |   |   |   |   |   |   |   |   |   |   |   |
|--|---|---|---|---|---|---|---|---|---|---|---|
| Driver and front passenger airbags with Advanced Airbag System [1] | S | S | S | S | S | S | S | S | S | S | S |
|--|---|---|---|---|---|---|---|---|---|---|---|

\*This vehicle eBrochure is designed to identify vehicles commonly available in your area. If you would prefer to purchase a vehicle with no options or additional options, please contact your local dealer to check for current availability or the possibility of placing an order for such a vehicle.



| <b>Standard Features and Options 4x2*</b><br>S = Standard O = Optional P = Part of Package   | 4x2 Regular Cab 5-Speed Manual (7103) | 4x2 Regular Cab 4-Speed Auto (7104) | 4x2 Access Cab 5-Speed Manual (7113) | 4x2 Access Cab 4-Speed Auto (7114) | 4x2 Regular Cab PreRunner 5-Speed Manual (7131) | 4x2 Access Cab PreRunner 5-Speed Manual (7161) | 4x2 Access Cab X-Runner V6 6-Speed Manual (7153) | 4x2 Access Cab PreRunner V6 6-Speed Manual (7163) | 4x2 Access Cab PreRunner V6 5-Speed Auto (7164) | 4x2 Double Cab PreRunner V6 5-Speed Auto (7188) | 4x2 Double Cab PreRunner V6 Longbed 5-Speed Auto (7190) |
|--|---------------------------------------|-------------------------------------|--------------------------------------|------------------------------------|---|--|--|---|---|---|---|
| Front passenger airbag cutoff switch [2]   | -                                     | -                                   | S                                    | S                                  | -   | S  | S  | S   | S   | -   | -   |
| Driver and front passenger seat-mounted side airbags, front and rear side curtain airbags [1]  | -                                     | -                                   | -                                    | -                                  | -   | -  | -  | -   | -   | O   | O   |
| 4-wheel Anti-lock Brake System (ABS) with Electronic Brake-force Distribution (EBD) and Brake Assist [3]   | S                                     | S                                   | S                                    | S                                  | S   | S  | S  | S   | S   | S   | S   |
| Driver and front passenger seatbelts with pretensioner, force limiters and adjustable shoulder anchors   | S                                     | S                                   | S                                    | S                                  | S   | S  | S  | S   | S   | S   | S   |
| 3-point seatbelts in all front seating positions with driver-side Emergency Locking Retractor (ELR) and front passenger Automatic/Emergency Locking Retractor (ALR/ELR)  | S                                     | S                                   | S                                    | S                                  | S   | S  | S  | S   | S   | S   | S   |
| 3-point rear seatbelts with ELR and ALR in all rear seating positions  | -                                     | -                                   | S                                    | S                                  | -   | S  | S  | S   | S   | S   | S   |
| Side-impact door beams in all doors  | S                                     | S                                   | S                                    | S                                  | S   | S  | S  | S   | S   | S   | S   |
| Child Restraint System (CRS) lower anchors - front passenger seat on Regular Cab, front and rear passenger seat and on Access Cab and rear outboard seats on Double Cab  | S                                     | S                                   | S                                    | S                                  | S   | S  | S  | S   | S   | S   | S   |
| Child Restraint System (CRS) top tether anchors - passenger and center front seat on Regular Cab with bench seat, passenger seat on Regular Cab with bucket seats, front passenger seat on Access Cab and all rear seating positions on Double Cab | S                                     | S                                   | S                                    | S                                  | S   | S  | S  | S   | S   | S   | S   |
| Child-protector rear door locks  | -                                     | -                                   | -                                    | -                                  | -   | -  | -  | -   | -   | S   | S   |
| Power window lockout   | -                                     | -                                   | -                                    | -                                  | -   | -  | -  | -   | -   | S   | S   |
| Daytime Running Lights (DRL)   | O                                     | O                                   | O                                    | O                                  | O   | O  | O  | O   | O   | O   | O   |
| Rear center high-mount stop lamp (CHMSL)   | S                                     | S                                   | S                                    | S                                  | S   | S  | S  | S   | S   | S   | S   |

\*This vehicle eBrochure is designed to identify vehicles commonly available in your area. If you would prefer to purchase a vehicle with no options or additional options, please contact your local dealer to check for current availability or the possibility of placing an order for such a vehicle.



## Standard Features and Options 4x2\*

S = Standard O = Optional P = Part of Package

|   | 4x2 Regular Cab 5-Speed Manual (7103) | 4x2 Regular Cab 4-Speed Auto (7104) | 4x2 Access Cab 5-Speed Manual (7113) | 4x2 Access Cab 4-Speed Auto (7114) | 4x2 Regular Cab PreRunner 5-Speed Manual (7131) | 4x2 Access Cab PreRunner 5-Speed Manual (7161) | 4x2 Access Cab X-Runner V6 6-Speed Manual (7153) | 4x2 Access Cab PreRunner V6 6-Speed Manual (7163) | 4x2 Access Cab PreRunner V6 5-Speed Auto (7164) | 4x2 Double Cab PreRunner V6 5-Speed Auto (7188) | 4x2 Double Cab PreRunner V6 Longbed 5-Speed Auto (7190) |
|---|---------------------------------------|-------------------------------------|--------------------------------------|------------------------------------|---|--|--|---|---|---|---|
| Engine immobilizer  | -                                     | -                                   | -                                    | -                                  | -   | -  | S  | S   | S   | S   | S   |
| <b>EXTERIOR</b>   |                                       |                                     |                                      |                                    |   |  |  |   |   |   |   |
| Fiber-reinforced Sheet-Molded Composite (SMC) inner bed with steel outer panels, storage compartments, rail caps and removable tailgate | S                                     | S                                   | S                                    | S                                  | S   | S  | S  | S   | S   | S   | S   |
| Deck rail system with four adjustable tie-down cleats   | S                                     | S                                   | S                                    | S                                  | S   | S  | S  | S   | S   | S   | S   |
| 115V/400-watt deck-mounted power outlet   | -                                     | -                                   | -                                    | -                                  | -   | P  | S  | P   | P   | P   | P   |
| Dual rear-hinged access doors   | -                                     | -                                   | S                                    | S                                  | -   | S  | S  | S   | S   | -   | -   |
| Black grille, bumpers, handles and outside mirrors; argent grille surround  | S                                     | S                                   | S                                    | S                                  | S   | S  | -  | S   | S   | S   | S   |
| Black overfenders   | -                                     | -                                   | -                                    | -                                  | S[4]  | S[4]   | -  | S[4]  | S[4]  | S[4]  | S[4]  |
| Front skid plate  | -                                     | -                                   | -                                    | -                                  | S   | S  | -  | S   | S   | S   | S   |
| Engine skid plate   | -                                     | -                                   | -                                    | -                                  | S   | P  | -  | P   | P   | P   | P   |
| Fog lamps   | -                                     | -                                   | -                                    | -                                  | -   | P  | S  | P   | P   | P   | P   |
| Color-keyed hood scoop  | -                                     | -                                   | -                                    | -                                  | -   | P  | S  | P   | P   | P   | P   |
| Color-keyed front bumper and chrome rear bumper   | -                                     | -                                   | P                                    | P                                  | P   | P  | -  | P   | P   | P   | P   |

\*This vehicle eBrochure is designed to identify vehicles commonly available in your area. If you would prefer to purchase a vehicle with no options or additional options, please contact your local dealer to check for current availability or the possibility of placing an order for such a vehicle.



| <b>Standard Features and Options 4x2*</b><br>S = Standard O = Optional P = Part of Package  | 4x2 Regular Cab 5-Speed Manual (7103) | 4x2 Regular Cab 4-Speed Auto (7104) | 4x2 Access Cab 5-Speed Manual (7113) | 4x2 Access Cab 4-Speed Auto (7114) | 4x2 Regular Cab PreRunner 5-Speed Manual (7131) | 4x2 Access Cab PreRunner 5-Speed Manual (7161) | 4x2 Access Cab X-Runner V6 6-Speed Manual (7153) | 4x2 Access Cab PreRunner V6 6-Speed Manual (7163) | 4x2 Access Cab PreRunner V6 5-Speed Auto (7164) | 4x2 Double Cab PreRunner V6 5-Speed Auto (7188) | 4x2 Double Cab PreRunner V6 Longbed 5-Speed Auto (7190) |
|---|---------------------------------------|-------------------------------------|--------------------------------------|------------------------------------|---|--|--|---|---|---|---|
|   | Rear mudguards                        | S                                   | S                                    | S                                  | S   | S  | S  | -   | S   | S   | S   |
| Color-keyed bumpers, overfenders, grille surround, door handles, power mirrors and body kit | -                                     | -                                   | -                                    | -                                  | -   | -  | S  | -   | -   | -   | -   |
| Limited-slip rear differential  | -                                     | -                                   | -                                    | -                                  | -   | O[5]   | S  | O   | O   | O   | O   |
| X-brace tuned suspension with gas-filled Bilstein® shock absorbers and rear stabilizer bar  | -                                     | -                                   | -                                    | -                                  | -   | -  | S  | -   | -   | -   | -   |
| Two-speed windshield wipers   | S                                     | S                                   | S                                    | S                                  | S   | S  | -  | S   | S   | S   | S   |
| Variable speed windshield wipers  | -                                     | -                                   | P                                    | P                                  | -   | P  | S  | P   | P   | P   | P   |
| Fixed cargo bed tie-down points (2)   | S                                     | S                                   | S                                    | S                                  | S   | S  | S  | S   | S   | S   | S   |
| 15-in. steel wheels with P215/70R15 tires   | S                                     | S                                   | -                                    | -                                  | -   | -  | -  | -   | -   | -   | -   |
| 15-in. styled steel wheels with P215/70R15 tires  | P                                     | P                                   | S                                    | S                                  | -   | -  | -  | -   | -   | -   | -   |
| 16-in. styled steel wheels with P245/75R16 tires  | -                                     | -                                   | -                                    | -                                  | S   | S  | -  | S   | S   | S   | S   |
| 16-in. alloy wheels with P245/75R16 tires [6]   | -                                     | -                                   | -                                    | -                                  | O   | O/P  | -  | O/P   | O/P   | O/P   | O/P   |
| 17-in. alloy wheels with P265/65R17 tires [7]   | -                                     | -                                   | -                                    | -                                  | -   | O/P  | -  | O/P   | O/P   | O/P   | O/P   |
| 18-in. alloy wheels with 255/45R18 Bridgestone Potenza RE 050A tires [8]                    | -                                     | -                                   | -                                    | -                                  | -   | -  | S  | -   | -   | -   | -   |

\*This vehicle eBrochure is designed to identify vehicles commonly available in your area. If you would prefer to purchase a vehicle with no options or additional options, please contact your local dealer to check for current availability or the possibility of placing an order for such a vehicle.



## Standard Features and Options 4x2\*

S = Standard O = Optional P = Part of Package

|   | 4x2 Regular Cab 5-Speed Manual (7103) | 4x2 Regular Cab 4-Speed Auto (7104) | 4x2 Access Cab 5-Speed Manual (7113) | 4x2 Access Cab 4-Speed Auto (7114) | 4x2 Regular Cab PreRunner 5-Speed Manual (7131) | 4x2 Access Cab PreRunner 5-Speed Manual (7161) | 4x2 Access Cab X-Runner V6 6-Speed Manual (7153) | 4x2 Access Cab PreRunner V6 6-Speed Manual (7163) | 4x2 Access Cab PreRunner V6 5-Speed Auto (7164) | 4x2 Double Cab PreRunner V6 5-Speed Auto (7188) | 4x2 Double Cab PreRunner V6 Longbed 5-Speed Auto (7190) |
|---|---------------------------------------|-------------------------------------|--------------------------------------|------------------------------------|---|--|--|---|---|---|---|
| Full-size spare tire  | S                                     | S                                   | S                                    | S                                  | S   | S  | S  | S   | S   | S   | S   |
| <b>COMFORT &amp; CONVENIENCE</b>  |                                       |                                     |                                      |                                    |   |  |  |   |   |   |   |
| Cruise control  | -                                     | -                                   | P                                    | P                                  | -   | P  | S  | P   | P   | P   | P   |
| Defroster-linked air conditioning   | P                                     | P                                   | S                                    | S                                  | O/P   | S  | S  | S   | S   | S   | S   |
| Cloth-faced tilt-forward bench seat with adjustable headrests   | S                                     | S                                   | -                                    | -                                  | S   | -  | -  | -   | -   | -   | -   |
| Fabric-trimmed front bucket seats with passenger-side fold-flat seat, adjustable headrests and center console | -                                     | -                                   | S                                    | S                                  | P   | S  | -  | S   | S   | S   | S   |
| Driver's seat with adjustable lumbar support  | -                                     | -                                   | P                                    | P                                  | -   | P  | -  | P   | P   | S   | S   |
| Sport seats with sport fabric trim and driver's-seat adjustable lumbar support                                | -                                     | -                                   | -                                    | -                                  | -   | P  | S  | P   | P   | P   | P   |
| Tumble-flat rear seats with under-seat storage  | -                                     | -                                   | S                                    | S                                  | -   | S  | S  | S   | S   | -   | -   |
| 60/40 split rear bench seat with adjustable headrests and under-seat storage                                  | -                                     | -                                   | -                                    | -                                  | -   | -  | -  | -   | -   | S   | S   |
| Rear bulkhead storage   | -                                     | -                                   | -                                    | -                                  | -   | -  | -  | -   | -   | S   | S   |
| Overhead console with maplights, garage door opener bin and sunglasses storage                                | -                                     | -                                   | S                                    | S                                  | -   | S  | S  | S   | S   | S   | S   |
| Full carpeting  | S                                     | S                                   | S                                    | S                                  | S   | S  | S  | S   | S   | S   | S   |

\*This vehicle eBrochure is designed to identify vehicles commonly available in your area. If you would prefer to purchase a vehicle with no options or additional options, please contact your local dealer to check for current availability or the possibility of placing an order for such a vehicle.





| <b>Standard Features and Options 4x2*</b><br>S = Standard O = Optional P = Part of Package  | 4x2 Regular Cab 5-Speed Manual (7103) | 4x2 Regular Cab 4-Speed Auto (7104) | 4x2 Access Cab 5-Speed Manual (7113) | 4x2 Access Cab 4-Speed Auto (7114) | 4x2 Regular Cab PreRunner 5-Speed Manual (7131) | 4x2 Access Cab PreRunner 5-Speed Manual (7161) | 4x2 Access Cab X-Runner V6 6-Speed Manual (7153) | 4x2 Access Cab PreRunner V6 6-Speed Manual (7163) | 4x2 Access Cab PreRunner V6 5-Speed Auto (7164) | 4x2 Double Cab PreRunner V6 5-Speed Auto (7188) | 4x2 Double Cab PreRunner V6 Longbed 5-Speed Auto (7190) |
|---|---------------------------------------|-------------------------------------|--------------------------------------|------------------------------------|---|--|--|---|---|---|---|
| Power windows, door locks and outside mirrors   | -                                     | -                                   | P                                    | P                                  | -   | P  | S  | P   | P   | S   | S   |
| Remote keyless entry system   | -                                     | -                                   | P                                    | P                                  | -   | P  | S  | P   | P   | P   | P   |
| Leather-wrapped steering wheel and shift lever  | -                                     | -                                   | P                                    | P                                  | -   | P  | S  | P   | P   | P   | P   |
| LED-illuminated gauges with speedometer, tachometer, coolant temperature/fuel level gauges and warning light, digital clock and tripmeter | S                                     | S                                   | S                                    | S                                  | S   | S  | S  | S   | S   | S   | S   |
| Tilt/telescopic steering wheel  | S                                     | S                                   | S                                    | S                                  | S   | S  | S  | S   | S   | S   | S   |
| AM/FM/CD with six speakers (four speakers on Regular Cab)   | S                                     | S                                   | S                                    | S                                  | S   | S  | -  | S   | S   | S   | S   |
| AM/FM/CD with 6-disc changer, six speakers and steering wheel audio controls  | -                                     | -                                   | O                                    | O                                  | -   | O  | S  | O   | O   | O   | O   |
| JBL® AM/FM/CD with 6-disc changer, six speakers and subwoofer, amplifier and steering wheel audio controls                                | -                                     | -                                   | -                                    | -                                  | -   | -  | -  | -   | -   | O   | O   |
| Sliding rear window with privacy glass  | O/P[9]                                | O/P[9]                              | O                                    | O                                  | P[9]  | O  | S  | O   | O   | O   | O   |
| Rear-seat heater ducts  | -                                     | -                                   | -                                    | -                                  | -   | -  | -  | -   | -   | S   | S   |
| Dual 12V auxiliary power outlets (one, plus cigarette lighter)  | S                                     | S                                   | S                                    | S                                  | S   | S  | S  | S   | S   | S   | S   |
| Sun visors with passenger-side vanity mirror  | S                                     | S                                   | S                                    | S                                  | S   | S  | -  | S   | S   | S   | S   |
| Fabric-trimmed sun visors with sliding extensions and vanity mirror   | -                                     | -                                   | P                                    | P                                  | -   | P  | S  | P   | P   | P   | P   |

\*This vehicle eBrochure is designed to identify vehicles commonly available in your area. If you would prefer to purchase a vehicle with no options or additional options, please contact your local dealer to check for current availability or the possibility of placing an order for such a vehicle.



## Standard Features and Options 4x2\*

S = Standard O = Optional P = Part of Package

|  | 4x2 Regular Cab 5-Speed Manual (7103) | 4x2 Regular Cab 4-Speed Auto (7104) | 4x2 Access Cab 5-Speed Manual (7113) | 4x2 Access Cab 4-Speed Auto (7114) | 4x2 Regular Cab PreRunner 5-Speed Manual (7131) | 4x2 Access Cab PreRunner 5-Speed Manual (7161) | 4x2 Access Cab X-Runner V6 6-Speed Manual (7153) | 4x2 Access Cab PreRunner V6 6-Speed Manual (7163) | 4x2 Access Cab PreRunner V6 5-Speed Auto (7164) | 4x2 Double Cab PreRunner V6 5-Speed Auto (7188) | 4x2 Double Cab PreRunner V6 Longbed 5-Speed Auto (7190) |
|--|---------------------------------------|-------------------------------------|--------------------------------------|------------------------------------|---|--|--|---|---|---|---|
| Sculpted door trim with fabric insert, map pocket and two bottle holders | S                                     | S                                   | S                                    | S                                  | S   | S  | S  | S   | S   | S   | S   |
| Three front cup holders  | S                                     | S                                   | S                                    | S                                  | S   | S  | S  | S   | S   | S   | S   |
| Dual rear cup holders  | -                                     | -                                   | S                                    | S                                  | -   | S  | S  | S   | S   | S   | S   |

\*This vehicle eBrochure is designed to identify vehicles commonly available in your area. If you would prefer to purchase a vehicle with no options or additional options, please contact your local dealer to check for current availability or the possibility of placing an order for such a vehicle.

**Options\*****Tacoma Packages****Enhancement Package (HE):**

- Defroster-linked air conditioning
- 15-in. styled steel wheels with P215/70R15 tires

**Standard Package #1 (BZ):**

- Defroster-linked air conditioning
- Sliding rear window

**Standard Package #2 (BY):**

- Defroster-linked air conditioning
- Bucket seats with center console
- Sliding rear window

**Convenience Package (CP):**

- Power windows/door locks/outside mirrors
- Remote keyless entry system
- Cruise control
- Sliding rear window with privacy glass

**SR5 Package #1 (SE):**

- Standard Package #2
- Chrome grille surround and rear bumper
- Color-keyed front bumper and overfenders
- Metallic-tone instrument panel trim
- Variable intermittent windshield wipers
- Sun visors with sliding extensions and vanity mirror
- SR5 badging
- Upgraded seat fabric

**SR5 Package #2 (SL):**

- Convenience Package
- Chrome grille surround and rear bumper
- Color-keyed front bumper and color-keyed overfenders (PreRunner models only)
- Metallic-tone instrument panel trim
- Leather-wrapped steering wheel and shift lever
- Variable intermittent windshield wipers
- Sun visors with sliding extensions and vanity mirror
- SR5 badging
- Upgraded seat fabric
- Driver's seat with lumbar support

\*This vehicle eBrochure is designed to identify vehicles commonly available in your area. If you would prefer to purchase a vehicle with no options or additional options, please contact your local dealer to check for current availability or the possibility of placing an order for such a vehicle.



- Fog lamps (V6 models only)

#### **TRD Off-Road Package (OC):**

- SR5 Package #2
- Off-road tuned suspension with Bilstein® shocks
- 16-in. alloy wheels with P265/70R16 BFGoodrich® Rugged Trail T/A tires
- Locking rear differential
- Engine skidplate and fuel tank protector
- Front tow hook
- 115V/400-watt deck mounted power outlet
- Multi-function overhead console with compass and temperature gauge
- Sport seats with sport fabric and driver's lumbar support and sport fabric
- TRD Off-Road graphics (V6 models)

#### **TRD Sport Package #1 (PY):**

- Sport suspension with Bilstein® shocks
- 17-in. alloy wheels with P265/65R17 tires
- Limited-slip rear differential
- 115V/400-watt deck-mounted power outlet
- Fog lamps
- Power windows/door locks/outside mirrors
- Remote keyless entry system
- Cruise control
- Variable intermittent windshield wipers
- Multi-function overhead console with compass and outside temperature gauge
- Color-keyed grille surround/bumpers/mirrors/door handles/overfenders
- Sliding rear window with privacy glass
- Sport seats with driver's lumbar support and sport fabric trim
- Metallic-tone instrument panel trim
- Leather-wrapped steering wheel and shifter
- Sun visors with sliding extensions and vanity mirror
- TRD Sport graphics (V6 models)

#### **TRD Sport Package #2 (PM):**

- TRD Sport Package #1
- Auto-dimming electrochromic rearview mirror

#### **V6 Towing Package [10]:**

- Class-4 towing hitch
- Transmission oil cooler (automatic transmission models)
- Supplemental engine oil cooler
- Heavy-duty battery

\*This vehicle eBrochure is designed to identify vehicles commonly available in your area. If you would prefer to purchase a vehicle with no options or additional options, please contact your local dealer to check for current availability or the possibility of placing an order for such a vehicle.

# TACOMA 07



 **TOYOTA** | *moving forward* ▶

- 130-amp alternator
- 7-pin connector with converter

\*This vehicle eBrochure is designed to identify vehicles commonly available in your area. If you would prefer to purchase a vehicle with no options or additional options, please contact your local dealer to check for current availability or the possibility of placing an order for such a vehicle.



## ACCESSORIES - EXTERIOR



**7-Pin to 4-Pin Adaptor**

\$13.00

\*Installed MSRP



**Baja 16" Alloy Wheels**

\$695.00

\*Installed MSRP



**Bed Extender**

\$282.00

\*Installed MSRP



**Bed Mat**

\$119.00

\*Installed MSRP



**Bed Net**

\$113.00

\*\*Parts Only MSRP



**Bed Rug**

\$379.00

\*\*Parts Only MSRP



**Cargo Cross Bars**

\$124.00

\*\*Parts Only MSRP



**Cargo Divider**

\$279.00

\*\*Parts Only MSRP



**Cleat Tie Down**

\$25.00

\*\*Parts Only MSRP



**Exhaust Tip by Valor**

\$69.00

\*Installed MSRP



**Fork Mount Bike Attachment**

\$49.00

\*Installed MSRP



**Front Skid Plate**

\$199.00

\*Installed MSRP

\* Installed MSRP is the Manufacturer's Suggest Retail Price for accessories installed by the manufacturer. Actual prices for dealer installed accessories may vary. Please see your local Toyota dealer for pricing.  
 \*\* Installation not included. See your local dealer for installed pricing.



## ACCESSORIES - EXTERIOR



### Hood Protector

\$119.00

\*Installed MSRP



### Mini Tie Down

\$40.00

\*Installed MSRP



### Roof Rack

\$339.00

\*Installed MSRP



### Running Boards

Xtra Cab - \$369.00

Double Cab - \$399.00

\*Installed MSRP



### Spare Tire Lock

\$64.00

\*Installed MSRP



### Storage Boxes

Large - \$599.00

\*\*Parts Only MSRP



### Storage Boxes

Side Box - \$275.00

\*\*Parts Only MSRP



### Super Sport Shell by SnugTop\*\*\*

Double Cab - \$1699.00

Xtra Cab +

Double Cab Long Bed - \$1799.00

\*Installed MSRP



### Towing Hitch

\$455.00

\*Installed MSRP



### TRD Performance Exhaust

D-Cab Long Bed - \$535.00

C-Cab Short Bed - \$520.00

D-Cab Short Bed - \$520.00

\*Installed MSRP

\* Installed MSRP is the Manufacturer's Suggest Retail Price for accessories installed by the manufacturer.

Actual prices for dealer installed accessories may vary. Please see your local Toyota dealer for pricing.

\*\* Installation not included. See your local dealer for installed pricing.

\*\*\* Must be ordered with the vehicle at the time of allocation.



## ACCESSORIES - EXTERIOR



### Tube Steps by Dee Zee

Reg. Cab - \$379.00  
Xtra Cab Short Bed - \$439.00  
D-Cab Short Bed - \$439.00  
D-Cab Long Bed - \$449.00

\*Installed MSRP



### Wheel Locks

\$65.00

\*Installed MSRP

These exterior accessories are also available:

- Roof Rack Bike Attachment
- Roof Rack Ski/Snowboard Attachment
- Truck Bed D-Rings

\* Installed MSRP is the Manufacturer's Suggest Retail Price for accessories installed by the manufacturer. Actual prices for dealer installed accessories may vary. Please see your local Toyota dealer for pricing.  
\*\* Installation not included. See your local dealer for installed pricing.





## ACCESSORIES - INTERIOR



**All Weather Mats**  
 Gray 2 pc - \$55.00  
 Gray 4 pc C-Cab - \$99.00  
 Gray 4 pc D-Cab - \$99.00  
 \*\*Parts Only MSRP



**Ashtray/Retainer**  
 \$21.00  
 \*\*Parts Only MSRP



**Auto Dimming Mirror**  
 \$269.00  
 \*Installed MSRP



**Carpet Floor Mats**  
 (includes Door Sill Protectors)  
 Regular Cab - \$115.00  
 Xtra Cab - \$179.00  
 D-Cab - \$199.00  
 \*Installed MSRP



**Door Sill Protector**  
 Regular + Xtra Cab - \$27.00  
 Double Cab - \$30.00  
 \*\*Parts Only MSRP



**Emergency Assistance Kit**  
 \$70.00  
 \*Installed MSRP



**First Aid Kit**  
 \$29.00  
 \*Installed MSRP




**Seat Covers**  
 \$199.00  
 \*\*Parts Only MSRP



**Shifter Knobs by OBX Racing**  
 \$49.00  
 \*Installed MSRP



**Sport Pedals by OBX Racing**  
 \$79.00  
 \*Installed MSRP



**VIP (Vehicle Intrusion Protection)**  
 \$479.00  
 \*Installed MSRP

These exterior accessories are also available:

- Cargo Net
- TRD Quickshifter
- TRD Shiftknob

\* Installed MSRP is the Manufacturer's Suggest Retail Price for accessories installed by the manufacturer. Actual prices for dealer installed accessories may vary. Please see your local Toyota dealer for pricing.  
 \*\* Installation not included. See your local dealer for installed pricing.



| <b>Specifications 4x2</b>  | 4x2 Regular Cab 5-Speed Manual (7103)  | 4x2 Regular Cab 4-Speed Auto (7104) | 4x2 Access Cab 5-Speed Manual (7113) | 4x2 Access Cab 4-Speed Auto (7114) | 4x2 Regular Cab PreRunner 5-Speed Manual (7131) | 4x2 Access Cab PreRunner 5-Speed Manual (7161)                               | 4x2 Access Cab X-Runner V6 6-Speed Manual (7153) | 4x2 Access Cab PreRunner V6 6-Speed Manual (7163) | 4x2 Access Cab PreRunner V6 5-Speed Auto (7164) | 4x2 Double Cab PreRunner V6 5-Speed Auto (7188) | 4x2 Double Cab PreRunner V6 Longbed 5-Speed Auto (7190) |
|--|--|-------------------------------------|--------------------------------------|------------------------------------|---|--|--|---|---|---|---|
| <b>Mechanical/Performance</b>  |  |                                     |                                      |                                    |   |  |  |   |   |   |   |
| Engine   | 2.7-liter DOHC EFI 4-cylinder with VVT-i 159 hp @ 5200 rpm<br>180 lb.-ft. @ 3800 rpm |                                     |                                      |                                    |   | 4.0-liter DOHC EFI V6 with VVT-i 236 hp @ 5200 rpm<br>266 lb.-ft. @ 4000 rpm |  |   |   |   |   |
| 4-wheel Anti-lock Brake System (ABS) with Electronic Brake-force Distribution (EBD) and Brake Assist [3] | Standard   |                                     |                                      |                                    |   |  |  |   |   |   |   |
| Power-assisted ventilated front disc brakes (dia., in.)  | 10.83  |                                     |                                      | 12.56                              |   | 10.83  |  | 12.56   |   |   |   |
| Rear brakes  | Rear 10-in. drum brakes with tandem booster  |                                     |                                      |                                    |   |  |  |   |   |   |   |
| <b>Transmission</b>  |  |                                     |                                      |                                    |   |  |  |   |   |   |   |
| 5-speed manual transmission  | Standard   | NA                                  | Standard                             | NA                                 | Standard  |  |  | NA  |   |   |   |
| 6-speed manual transmission  | NA   |                                     |                                      |                                    |   |  | Standard   |   | NA  |   |   |
| 4-speed electronically controlled automatic overdrive transmission with intelligence (ECT-i)             | NA   | Standard                            | NA                                   | Standard                           |   | NA   |  |   |   |   |   |
| 5-speed electronically controlled automatic overdrive transmission with intelligence (ECT-i)             | NA   |                                     |                                      |                                    |   |  |  |   | S   |   |   |
| Final axle ratio   | 3.31   | 3.58                                | 3.31                                 | 3.58                               | 4.1   |  | 3.15   | 3.73  |   |   |   |
| <b>Body/Suspension/Chassis</b>   |  |                                     |                                      |                                    |   |  |  |   |   |   |   |
| Body construction  | One-piece frame rails with seven cross members and fully boxed front sub-frame       |                                     |                                      |                                    |   |  |  |   |   |   |   |



| Specifications 4x2                        | 4x2 Regular Cab 5-Speed Manual (7103)                                      | 4x2 Regular Cab 4-Speed Auto (7104) | 4x2 Access Cab 5-Speed Manual (7113) | 4x2 Access Cab 4-Speed Auto (7114) | 4x2 Regular Cab PreRunner 5-Speed Manual (7131) | 4x2 Access Cab PreRunner 5-Speed Manual (7161) | 4x2 Access Cab X-Runner V6 6-Speed Manual (7153) | 4x2 Access Cab PreRunner V6 6-Speed Manual (7163) | 4x2 Access Cab PreRunner V6 5-Speed Auto (7164) | 4x2 Double Cab PreRunner V6 5-Speed Auto (7188) | 4x2 Double Cab PreRunner V6 Longbed 5-Speed Auto (7190) |
|---|--|-------------------------------------|--------------------------------------|------------------------------------|---|--|--|---|---|---|---|
| Front suspension                          | Coil-spring double wishbone suspension                                     |                                     |                                      |                                    |   |  |  |   |   |   |   |
| Rear suspension                           | Leaf spring suspension with staggered outboard-mounted gas shock absorbers |                                     |                                      |                                    |   |  |  |   |   |   |   |
| Front stabilizer bar (dia., in.)          | 1.18   |                                     |                                      |                                    |   |  | 1.18 (0.98 rear)                                 | 1.18  |   |   |   |
| Steering                                  | Variable-assist power rack-and-pinion steering                             |                                     |                                      |                                    |   |  |  |   |   |   |   |
| Steering wheel turns, lock-to-lock        | 3.43   |                                     |                                      |                                    | 3.64  |  | 3.43   | 3.64  |   |   |   |
| <b>Exterior Measurements</b>              |  |                                     |                                      |                                    |   |  |  |   |   |   |   |
| Overall length (in.)                      | 190.4  | 208.1                               |                                      | 190.4                              | 208.1   |  |  | 221.3   |   |   |   |
| Overall height (in.)                      | 65.7   |                                     |                                      |                                    |   |  | 65.2   | 65.7  |   | 70.1  |   |
| Overall width (in.)                       | 72.2   |                                     |                                      |                                    | 74.6  | 72.2   |  |   | 74.6  |   |   |
| Bed length (in.)                          | 73.5   |                                     |                                      |                                    |   |  |  |   |   | 60.3  | 73.5  |
| Bed height (in.)                          | 18   |                                     |                                      |                                    |   |  |  |   |   |   |   |
| Bed width (in., total/between wheelwells) | 56.7/41.5  |                                     |                                      |                                    |   |  |  |   |   |   |   |
| Wheelbase (in.)                           | 109.4  | 127.2                               |                                      | 110                                | 127.2   |  |  | 127.8   | 140.9   |   |   |



| Specifications 4x2                              | 4x2 Regular Cab 5-Speed Manual (7103) | 4x2 Regular Cab 4-Speed Auto (7104) | 4x2 Access Cab 5-Speed Manual (7113) | 4x2 Access Cab 4-Speed Auto (7114) | 4x2 Regular Cab PreRunner 5-Speed Manual (7131) | 4x2 Access Cab PreRunner 5-Speed Manual (7161) | 4x2 Access Cab X-Runner V6 6-Speed Manual (7153) | 4x2 Access Cab PreRunner V6 6-Speed Manual (7163) | 4x2 Access Cab PreRunner V6 5-Speed Auto (7164) | 4x2 Double Cab PreRunner V6 5-Speed Auto (7188) | 4x2 Double Cab PreRunner V6 Longbed 5-Speed Auto (7190) |
|---|---------------------------------------|-------------------------------------|--------------------------------------|------------------------------------|---|--|--|---|---|---|---|
| Track (in., front/rear)                         | 61.0/61.0                             |                                     | 63.0/63.4                            |                                    | 61.0/61.0                                       |  | 63.0/63.4  |   |   |   |   |
| Turning circle diameter, curb-to-curb (ft.)     | 36.7                                  | 42.3                                | 36.1                                 | 42.3                               | 40.7  | 44   |  |   |   |   |   |
| <b>Interior Measurements</b>                    |                                       |                                     |                                      |                                    |   |  |  |   |   |   |   |
| Head room (in., front/rear)                     | 40                                    | 39.9/35.2                           | 40                                   | 39.9/35.2                          | 40.1/38.5                                       |  |  |   |   |   |   |
| Leg room (in., front/rear)                      | 41.7/NA                               | 41.7/28.2                           | 41.7/NA                              | 41.7/28.2                          | 41.7/32.6                                       |  |  |   |   |   |   |
| Shoulder room (in., front/rear)                 | 58.1/NA                               | 57.7/57.7                           | 58.1/NA                              | 57.7/57.7                          | 57.7/59.3                                       |  |  |   |   |   |   |
| Hip room (in., front/rear)                      | 53.6/NA                               | 53.6/53.6                           | 53.6/NA                              | 53.6/53.6                          | 53.6/55.2                                       |  |  |   |   |   |   |
| Interior passenger volume (cu. ft., front/rear) | 56.1/NA                               | 55.6/33.1                           | 56.1/NA                              | 55.6/33.1                          | 55.8/43.1                                       |  |  |   |   |   |   |
| Maximum seating capacity                        | 3                                     | 4                                   | 3                                    | 4                                  | 5   |  |  |   |   |   |   |
| <b>Off-Highway</b>                              |                                       |                                     |                                      |                                    |   |  |  |   |   |   |   |
| Approach/departure angle (degrees)              | 27/20                                 |                                     | 35/26                                |                                    | 19/19   | 35/26  |  | 35/25   |   |   |   |
| Ramp breakover angle (degrees)                  | 21                                    | 20                                  | 27                                   | 21                                 | 15  | 21   |  | 20  |   |   |   |
| Minimum running ground clearance                | 8.1                                   |                                     | 9.5                                  |                                    | 7.5   | 9.5  |  |   |   |   |   |



| Specifications 4x2 | 4x2 Regular Cab 5-Speed Manual (7103) | 4x2 Regular Cab 4-Speed Auto (7104) | 4x2 Access Cab 5-Speed Manual (7113) | 4x2 Access Cab 4-Speed Auto (7114) | 4x2 Regular Cab PreRunner 5-Speed Manual (7131) | 4x2 Access Cab PreRunner 5-Speed Manual (7161) | 4x2 Access Cab X-Runner V6 6-Speed Manual (7153) | 4x2 Access Cab PreRunner V6 6-Speed Manual (7163) | 4x2 Access Cab PreRunner V6 5-Speed Auto (7164) | 4x2 Double Cab PreRunner V6 5-Speed Auto (7188) | 4x2 Double Cab PreRunner V6 Longbed 5-Speed Auto (7190) |
|--------------------|---------------------------------------|-------------------------------------|--------------------------------------|------------------------------------|---|--|--|---|---|---|---|
|--------------------|---------------------------------------|-------------------------------------|--------------------------------------|------------------------------------|---|--|--|---|---|---|---|

### Weights and Payload/Towing Capacities

|   |      |      |      |      |      |              |      |               |      |              |      |  |
|---|------|------|------|------|------|--------------|------|---------------|------|--------------|------|--|
| Curb weight (lb.)   | 3180 | 3200 | 3460 | 3480 | 3360 | 3460         | 3725 | 3460          | 3745 | 3845         | 3900 |  |
| Gross Vehicle Weight Rating (GVWR) (lb.)                        | 4550 |      | 4850 |      | 5000 | 5250         | 4600 | 5250          |      | 5350         |      |  |
| Payload [11] (lb.)  | 1370 | 1350 | 1390 | 1370 | 1640 | 1610         | 875  | 1610          | 1505 |              | 1450 |  |
| Tongue load (lb., standard/maximum)                             | 350  |      |      |      |      | 350/650 [12] | 350  |               |      | 350/650 [12] |      |  |
| Standard towing capacity (lb.) [10]                             | 3500 |      |      |      |      |              |      |               |      |              |      |  |
| Maximum towing capacity (lb.) [12] [10]                         | 3500 |      |      |      |      | 6500         | 3500 | 6500          |      |              |      |  |
| Gross Combined Weight Rating (GCWR) (lb.) (with Towing Package) | 7500 |      |      |      | 8000 | 8100         | NA   | 8100 (11,100) |      |              |      |  |

### Tires

|                    |              |                     |  |  |                     |              |                     |              |  |  |  |  |
|--------------------|--------------|---------------------|--|--|---------------------|--------------|---------------------|--------------|--|--|--|--|
| Wheels             | 15-in. steel | 15-in. styled steel |  |  | 16-in. styled steel | 18-in. alloy | 16-in. styled steel |              |  |  |  |  |
| Standard tire size | P215/70R15   |                     |  |  | P245/75R16          |              | P255/45 R18         | P245/75R16   |  |  |  |  |
| Tire type          | All-Season   |                     |  |  | Mud-and-Snow        |              | Bridgestone Potenza | Mud-and-Snow |  |  |  |  |

### EPA Mileage Estimates/Capacities [13]

|                  |       |       |       |       |       |       |       |  |       |  |  |
|------------------|-------|-------|-------|-------|-------|-------|-------|--|-------|--|--|
| MPG City/Highway | 20/27 | 21/26 | 20/27 | 21/26 | 20/27 | 19/22 | 17/21 |  | 19/22 |  |  |
|------------------|-------|-------|-------|-------|-------|-------|-------|--|-------|--|--|

# TACOMA 07



**TOYOTA** | *moving forward* ▶

| Specifications 4x2 | 4x2 Regular Cab 5-Speed Manual (7103) | 4x2 Regular Cab 4-Speed Auto (7104) | 4x2 Access Cab 5-Speed Manual (7113) | 4x2 Access Cab 4-Speed Auto (7114) | 4x2 Regular Cab PreRunner 5-Speed Manual (7131) | 4x2 Access Cab PreRunner 5-Speed Manual (7161) | 4x2 Access Cab X-Runner V6 6-Speed Manual (7153) | 4x2 Access Cab PreRunner V6 6-Speed Manual (7163) | 4x2 Access Cab PreRunner V6 5-Speed Auto (7164) | 4x2 Double Cab PreRunner V6 5-Speed Auto (7188) | 4x2 Double Cab PreRunner V6 Longbed 5-Speed Auto (7190) |
|--------------------|---------------------------------------|-------------------------------------|--------------------------------------|------------------------------------|---|--|--|---|---|---|---|
| Fuel tank (gal.)   | 21                                    |                                     |                                      |                                    |   |  |  |   |   |   |   |



## Warranties

**Basic:** 36 months/36,000 miles (all components other than normal wear and maintenance items).

**Powertrain:** 60 months/60,000 miles (engine, transmission/transaxle, front-wheel drive, rear-wheel drive, seatbelts and airbags).

**Rust-Through:** 60 months/unlimited miles (corrosion perforation of sheet metal).

**Federal Emission Coverage:** Components under the federal emission defect warranty are covered for 36 months/36,000 miles and specified major emission control components are covered for 8 years/80,000 miles. Specified major emission control components under emission performance warranty are also covered for 8 years/80,000 miles. In addition, emission performance warranty is applicable for 24 months/24,000 miles in states and local jurisdictions that require a periodic EPA-approved inspection and maintenance program.

**California Emission Control Coverage:** In California and any other state that adopts California emission warranty provisions, performance warranty and defect warranty coverage is applicable for 36 months/50,000 miles, and specific control devices are covered for 7 years/70,000 miles.

**Accessories:** Warranty coverage is for 12 months, regardless of mileage. If the part or accessory is installed during the New Vehicle Limited Warranty period, coverage is for 12 months or the remainder of the applicable warranty coverage, whichever is greater, with the exception of car covers, which are covered for 12 months only.

You may be eligible for transportation assistance if it's necessary that your vehicle be kept overnight for repairs covered under warranty. Please see your authorized Toyota dealership for further details.

For complete details about Toyota's warranties, please visit [www.toyota.com](http://www.toyota.com), refer to the applicable Owner's Warranty Information booklet or see your Toyota dealer.

In addition, there may be times when we will establish a special policy adjustment that will further defray repair costs. For details about the new vehicle limited warranty, see your Toyota dealer. And for complete details of Toyota's warranties, please refer to your Owner's Warranty.

## Disclaimers

[1] All the vehicle's airbag systems are Supplemental Restraint Systems (SRS). The driver and front passenger airbags are designed to inflate in severe (usually frontal) collisions where the magnitude and duration of the forward deceleration of the vehicle exceed the design threshold level. The side airbags and side curtain airbags are designed to inflate in certain types of severe side-impact collisions. In all other accidents, the airbags will not inflate. To decrease the risk of injury from an inflating airbag, always wear seatbelts, sit upright in the middle of the seat as far back as possible from the airbag modules and do not lean against the door. Do not put objects in front of an airbag or around the seatback. Do not use a rearward-facing child seat in any front passenger seat. The force of an inflating airbag SRS may cause serious injury or death. Please see your Owner's Manual for further instructions. Vehicle complies with "advanced airbag" requirements of FMVSS 208.

[2] Do not use a rearward-facing child seats in any front passenger seat without switching off the passenger-side airbag. Please see your Owner's Manual for details

[3] Brake Assist is designed to help the driver take full advantage of the benefits of ABS. It is not a substitute for safe driving practices. Braking effectiveness also depends on proper brake-system maintenance and tire and road conditions.

[4] Overfenders on SR5 Package, TRD Sport Package and Off-Road Package are color-keyed.

[5] V6 models only. Requires Convenience Package.

[6] Requires SR5 Package (SE or SL).

[7] Requires TRD Sport Package.

[8] 18-in. tires are expected to experience greater tire wear than conventional tires. Tire life may be substantially less than 24,000 miles, depending on driving conditions.

[9] Privacy glass not available on Regular Cab.

[10] Before towing, confirm your vehicle and trailer are compatible, hooked up properly and that you have any necessary additional equipment. Do not exceed any Weight Ratings and follow all instructions in your Owner's Manual. The maximum you can tow depends on the total weight of any cargo, occupants and available equipment.

[11] Payload is the GVWR minus curb weight and includes weight of occupants, optional equipment and cargo, limited by weight distribution. Payload is not the Vehicle Capacity Weight as defined by FMVSS 110, which will vary according to installed optional equipment.

[12] Maximum towing capacity and tongue capacity requires V6 engine with available Towing Package. See Owner's Manual for details.

[13] 2007 EPA-estimated mileage. Actual mileage may vary.