



# ↗ 02 TUNDRA

Tundra in Sunfire Red Pearl

BUILT TO BE BETTER FROM THE GROUND UP.

When designing Tundra, we took a hard look at what makes a full-size pickup worth its salt. Then we went one better. The result is a machine that combines real-world capability and Toyota dependability. You want power? You get it with an available advanced 32-valve 245-hp<sup>1</sup> DOHC i-FORCE V8. And how about up to 7,200 lbs. of towing strength and over 2,000 lbs. of payload?<sup>2</sup> Make no mistake, the full-size 2002 Tundra is an honest truck for an honest day's work. Because the things that matter to you are the things that matter to us.

<sup>1</sup>240 hp when equipped with California emissions.

<sup>2</sup>See Specifications page for towing and payload details.

## STANDARD FEATURES

### REGULAR CAB (4X2 ONLY)<sup>1</sup>

- Aerodynamic multi-reflector halogen headlamps with auto-off feature
- High Solar Energy-Absorbing (HSEA) glass
- Dual black outside mirrors
- Painted front and rear bumpers and grille
- Rear center high-mount stop lamp (CHMSL) with integrated cargo lamp
- Locking fuel-filler door with gas cap holder
- Removable locking tailgate
- Tailgate rail cap
- P245/70R16 tires on steel wheels
- Fabric bench seat with vertically adjustable headrests and fold-down center armrest
- Driver and front outboard passenger air bag Supplemental Restraint System (SRS)\* with passenger air bag cutoff switch
- Cut-pile carpeting
- Speedometer, LCD odometer with twin tripmeters, fuel level and coolant temperature gauges
- Dual cup holder
- Driver and passenger sun visors
- Mist-cycle windshield wipers
- Dual 12-volt auxiliary power outlets
- Digital quartz clock
- Deluxe AM/FM Electronically Tuned Radio (ETR) with 4 speakers

### V8 REGULAR CAB SR5 (4X4 ONLY) ADDITIONAL STANDARD FEATURES<sup>1</sup>

- (In addition to/in place of Regular Cab Standard Features)
- Color-keyed front bumper with chrome grille inserts
  - Chrome body side molding inserts and chrome rear bumper
  - Driver and passenger dual sun visors with extensions
  - Color-keyed outside door handles
  - Front and rear mudguards
  - P245/70R16 tires on styled steel wheels
  - Touch-Select 4WD system
  - Cut-pile carpeting
  - Defroster-linked CFC-free air conditioning
  - Deluxe AM/FM ETR/CD with 4 speakers
  - Tilt steering wheel
  - Variable intermittent windshield wipers
  - Cruise control
  - Tachometer

### ACCESS CAB SR5 ADDITIONAL STANDARD FEATURES<sup>1</sup>

- (In addition to/in place of Regular Cab Standard Features)
- Chrome body side molding inserts, grille and front and rear bumpers
  - Driver and passenger dual sun visors with extensions
  - Color-keyed outside door handles
  - Styled steel wheels with P245/70R16 tires and chrome wheel arch moldings
  - Front and rear mudguards
  - Variable intermittent windshield wipers
  - Front fabric 60/40 split-bench seat with vertically adjustable headrests and fold-down center console armrest with dual cup holders (automatic models)
  - Front fabric captain's chairs with vertically adjustable headrests (4x4 manual models)
  - Rear 60/40 split-bench with vertically adjustable headrests and fold-down center armrest with dual cup holders

### V8 ACCESS CAB LIMITED ADDITIONAL STANDARD FEATURES

- (In addition to/in place of Access Cab SR5 Standard Features)
- Color-keyed overfenders with integrated mudguards, front bumper and body side moldings
  - Premium 3-in-1 AM/FM ETR/Cassette/CD with 6-disc in-dash changer with 6 speakers
  - Anti-theft system with remote keyless entry
  - Power color-keyed outside mirrors
  - Fog lamps
  - 4-wheel Anti-lock Brake System (ABS)
  - Daytime Running Lights (DRL)
  - P265/70R16 tires on 5-spoke aluminum alloy wheels
  - Cruise control
  - Power door locks and windows



Regular Cab available full wheel cover



SR5 standard 16" styled steel wheel



SR5 available chrome clad styled steel wheel



SR5 available 3-spoke aluminum alloy wheel



Limited standard/SR5 available 5-spoke aluminum alloy wheel


<sup>1</sup>Shown with available equipment.

**COLORS**


**Silver Sky Metallic<sup>1</sup>**  
with Gray or Light Charcoal interior



**Natural White**  
with Gray,<sup>2</sup> Light Charcoal<sup>2</sup> or Oak interior




**Desert Sand Mica<sup>3</sup>**  
with Oak interior




**Thunder Gray Pearl**  
with Light Charcoal<sup>2</sup> or Oak interior



**Sunfire Red Pearl**  
with Light Charcoal<sup>2</sup> or Oak interior



**Imperial Jade Mica**  
with Light Charcoal,<sup>2</sup> or Oak interior



**Stellar Blue Pearl<sup>1</sup>**  
with Gray or Light Charcoal interior



**Black**  
with Gray,<sup>2</sup> Light Charcoal<sup>2</sup> or Oak interior



**Two-Tone Imperial Jade Mica/Thunder Gray Metallic<sup>4</sup>**  
with Oak Interior

<sup>1</sup>Available on SR5 only.  
<sup>2</sup>Not available on Base model.  
<sup>3</sup>Not available on Limited.  
<sup>4</sup>Available on Limited only.

**OPTIONS AND PACKAGES**
**Regular Cab (4x2 only)**

- **All-Weather Guard Package** — includes heavy-duty battery, starter and heater
- Fog lamps
- 4-wheel Anti-lock Brake System (ABS) — includes Daytime Running Lights (DRL)
- Daytime Running Lights (DRL)
- Full wheel covers
- Mudguards

**V8 Regular Cab SR5 (4x4 only)**

- **Extra Value Package** — includes power windows and door locks, chrome power mirrors, driver and passenger dual sun visors with vanity mirrors, Lighting Package, sliding rear window with privacy glass and remote keyless entry
- **All-Weather Guard Package** — includes heavy-duty battery, starter and heater
- Fog lamps
- 16" 3-spoke aluminum alloy wheels with P245/70R16 tires
- 16" styled steel wheels with P265/70R16 tires and chrome wheel arch moldings
- 16" 5-spoke aluminum alloy wheels with P265/70R16 tires

**Access Cab SR5**

- **Extra Value Package** — includes power windows and door locks, chrome power mirrors, driver and passenger dual sun visors with vanity mirrors, Lighting Package, sliding rear window with privacy glass and remote keyless entry
- **TRD Off-Road Package** (not available on 4x2 V6 models) — includes off-road-tuned suspension, Bilstein® shock absorbers, P265/70R16 BFGoodrich tires on 5-spoke aluminum alloy wheels, black fender flares with integrated mudguards and fog lamps
- **All-Weather Guard Package** — includes heavy-duty battery, starter and heater
- **Style Package** (4x2 V8 Access Cab models only) — includes 3-spoke aluminum alloy wheels with P245/70R16 tires and captain's chairs
- Fog lamps
- Black fender flares with integrated mudguards
- Limited-slip differential with 3.916:1 (2WD), 3.909:1 (4WD) ratio (V8 models only)
- Premium 3-in-1 AM/FM ETR/Cassette/CD with 6-disc in-dash changer with 6 speakers

**V8 Access Cab Limited**

- **All-Weather Guard Package** — includes heavy-duty battery, starter and heater
- **Leather Trim Package** — includes leather-trimmed captain's chairs with power-adjustable driver's seat and wood-grain-style interior trim
- **TRD Off-Road Package** — includes off-road-tuned suspension, Bilstein® shock absorbers, P265/70R16 BFGoodrich tires on 5-spoke aluminum alloy wheels

- Sliding rear window
- Tilt steering wheel — includes variable intermittent windshield wipers
- Notepad holder
- Defroster-linked CFC-free air conditioning
- Delete package option — replaces fabric seats and cut-pile carpeting with vinyl
- Deluxe AM/FM ETR/Cassette with 4 speakers

- 16" 5-spoke aluminum alloy wheels with P265/70R16 tires with chrome wheel arch moldings
- 16" chrome clad styled steel wheels with P265/70R16 tires with chrome wheel arch moldings
- 16" styled steel wheels with P265/70R16 tires with chrome wheel arch moldings
- Limited-slip differential
- Deluxe 3-in-1 AM/FM ETR/Cassette/CD with 6 speakers
- Daytime Running Lights (DRL)

- Premium 3-in-1 AM/FM ETR/Cassette/CD with 6 speakers
- 4-wheel Anti-lock Brake System (ABS) with Daytime Running Lights (DRL)
- 16" 5-spoke aluminum alloy wheels with P265/70R16 tires and black overfenders or chrome wheel arch moldings
- 16" 3-spoke aluminum alloy wheels with P245/70R16 tires
- 16" chrome styled steel wheels with P265/70R16 tires and chrome wheel arch moldings
- 16" styled steel wheels with P265/70R16 tires and chrome wheel arch moldings or black overfenders
- Captain's chairs (automatic models, standard on 4x4 manual models)
- Daytime Running Lights (DRL)
- Notepad holder

- **Full Color-Keyed Package** — includes color-keyed front/rear bumpers
- Captain's chairs with power-adjustable driver's seat
- Limited-slip differential with 3.916:1 (2WD), 3.909:1 (4WD) ratio

**SPECIFICATIONS**

	Regular Cab Base 4x2	V8 Regular Cab SR5 4x4	Access Cab SR5 4x2	4x4	V8 Access Cab Limited 4x2	4x4
<b>Mechanical/Performance</b>						
<b>Engine</b>						
3.4-liter DOHC 24-valve EFI V6 190 hp @ 4,800 rpm; 220 lb.-ft. @ 3,600 rpm	Standard	NA	Standard	Standard	NA	NA
4.7-liter DOHC 32-valve EFI i-FORCE V8 245 hp @ 4,800 rpm <sup>2</sup> ; 315 lb.-ft. @ 3,400 rpm	NA	Standard	Available	Available	Standard	Standard
<b>Ignition</b> Distributorless Toyota Direct Ignition system (TDI)						
<b>Transmission</b>						
5-speed manual overdrive	Standard	NA	Standard <sup>3</sup>	Standard <sup>3</sup>	NA	NA
4-speed electronically controlled transmission (ECT) with overdrive	Available	Standard	Available <sup>4</sup>	Available <sup>4</sup>	Standard	Standard
<b>Body construction</b> Welded steel cab and bed; one-piece frame rails with 9 cross members and fully boxed front sub-frame						
<b>Suspension</b> Coil-spring double-wishbone independent front suspension with low-pressure gas-filled shock absorbers and stabilizer bar; leaf spring rear suspension with low-pressure gas-filled shock absorbers						
<b>Steering</b> Engine speed-sensing power-assisted rack-and-pinion steering						
Turning circle diameter (ft.)	44.9	44.3	44.9	44.3	44.9	44.3
<b>Brakes</b> Power-assisted ventilated front disc/rear drum with 4-piston front calipers, and rear load-sensing proportioning and bypass valve (LSP&BV)						
4-wheel Anti-lock Brake System (ABS)	Available	Available	Available	Available	Standard	Standard
Rear differential ratio — V6 (manual/automatic)	4.08:1/4.08:1	NA	4.08:1/4.08:1	4.10:1/4.30:1	NA	NA
— V8 (automatic)	NA	3.91:1	3.92:1	3.91:1	3.92:1	3.91:1
<b>Exterior Dimensions (IN.)</b>						
Overall height	70.5	70.5	70.7 (V8: 70.5)	71.5 (V8: 71.3)	70.9	71.7
Overall width	75.2	75.2	75.2	75.2	79.3	79.3
Length with rear bumper	217.5	217.5	217.5	217.5	217.5	217.5
Wheelbase	128.3	128.3	128.3	128.3	128.3	128.3
Track (front/rear)	66.2/64.9	66.2/65.9	66.2/65.9	66.2/65.9	66.2/64.9	65.9/64.9
Inside bed length/width	98.2/61.2	98.2/61.2	76.5/61.2	76.5/61.2	76.5/61.2	76.5/61.2
width between wheelwells/height	49.3/16.7	49.3/16.7	49.3/16.7	49.3/16.7	49.3/16.7	49.3/16.7
<b>Interior dimensions front/rear (IN.)</b>						
Head room	40.3/NA	40.3/NA	40.3/38.3	40.3/38.3	40.3/38.3	40.3/38.3
Shoulder room	62.4/NA	62.4/NA	62.4/63.2	62.4/63.2	62.4/63.2	62.4/63.2
Hip room	59.3/NA	59.3/NA	59.3/56.6	59.3/56.6	59.3/56.6	59.3/56.6
Leg room	41.5/NA	41.5/NA	41.5/28.6	41.5/28.6	41.5/28.6	41.5/28.6
<b>Off-Highway</b>						
Approach/departure angle (degrees) — V6	26/23	NA	27/23	28/23	NA	NA
— V8	NA	27/24	26/23	28/23	27/23	29/24
Minimum running ground clearance (in.)	10.4	11.2	10.6	11.4 (V8: 10.4)	10.8 (V8: 11.2)	11.6
<b>Underbody protection</b> Skid plates under engine, transfer case and fuel tank on 4x4 models						
4x4 transfer case ratios (high/low)	NA	1.00:1/2.57:1	NA	1.00:1/2.57:1	NA	1.00:1/2.57:1

<sup>2</sup>240 hp when equipped with California emissions.

<sup>3</sup>Not available with V8.

<sup>4</sup>Standard with V8.

**SPECIFICATIONS continued**

	Regular Cab Base 4x2	V8 Regular Cab SR5 4x4	Access Cab SR5 4x2	4x4	V8 Access Cab Limited 4x2	4x4
<b>Weights and Capacities</b>						
Curb weight (lbs.) — V6 (manual/automatic)	3,795/3,839	NA	4,088/4,133	4,320/4,376	NA	NA
— V8 (automatic)	NA	4,262	4,276	4,518	4,402	4,664
Gross Vehicle Weight Rating — GVWR (lbs.) — V6	5,500	NA	5,700	6,000	NA	NA
— V8	NA	6,200	6,200	6,030	6,200	6,010
Payload <sup>5</sup> (lbs.) — V6 (manual/automatic)	1,705/1,661	NA	1,612/1,567	1,680/1,624	NA	NA
— V8 (automatic)	NA	1,938	1,924/2,011 <sup>6</sup>	1,512	1,798	1,366
Towing capacity <sup>7</sup> (lbs.) — V6 (manual/automatic)	5,250/5,200	NA	4,950/4,900	5,000/4,950	NA	NA
— V8 (automatic)	NA	7,200	7,200	7,100	7,200	7,100
Gross Combined Weight Rating — GCWR (lbs.)						
— V6	9,200	NA	9,200	9,500	NA	NA
— V8	NA	11,800	11,800	11,800	11,800	11,800
Fuel tank (gals.)	26.4	26.4	26.4	26.4	26.4	26.4
<b>Tires</b>						
Size	P245/70R16	P245/70R16	P245/70R16	P245/70R16	P265/70R16	P265/70R16
Type	All-Season	Mud-and-Snow	All-Season	Mud-and-Snow	Mud-and-Snow	Mud-and-
Snow						
Spare	Full-size	Full-size	Full-size	Full-size	Full-size	Full-size
<b>Mileage Estimates (MPG City/Highway)<sup>8</sup></b>						
V6 5-speed manual	16/20	NA	16/20	15/18	NA	NA
V6 4-speed automatic	16/19	NA	16/19	15/18	NA	NA
V8 4-speed automatic	NA	14/17	15/18	14/17	15/18	14/17

<sup>6</sup>2,011 lbs. with available Style Package.

<sup>7</sup>Do not exceed the Gross Combined Weight Rating for your vehicle. Consult your trailer and hitch suppliers to ensure proper hookup. See your Toyota dealer for GCWR limits, additional required equipment and a copy of the Toyota Trailing Guide.

<sup>8</sup>See your Toyota dealer for details.

Some vehicles are shown with available equipment.

Toyota Tundras are designed to meet most off-road driving requirements. Abusive use may result in bodily harm or damage. Toyota encourages responsible operation to protect you, your vehicle and the environment.

Seatbelts should be worn at all times. Please do not allow passengers to ride in the cargo area. Towing receiver hitches/ball mount kits are not intended to provide crash protection.

For details on vehicle specifications, standard features and available equipment in your area, contact your Toyota dealer. A vehicle with particular equipment may not be available at the dealership. Ask your Toyota dealer to help locate a specifically equipped vehicle. Specifications, standard features and available equipment are based upon information available at the time of printing, are subject to change without notice, are for mainland U.S.A. vehicles only and may differ in the state of Hawaii and in other regions.

1-800-GO-TOYOTA

Have you logged 100,000, 200,000 or more miles on your Toyota with the original engine, transmission and drivetrain? If you have, give us a call at 1-800-GO-TOYOTA and tell us your story. [toyota.com](http://toyota.com)

©2002 Toyota Motor Sales, U.S.A., Inc.