

Bentley Motors Limited,
Pym's Lane, Crewe,
Cheshire, CW1 3PL, England
www.bentleymotors.com



BENTLEY

THE NEW
CONTINENTAL GT SPEED



Contents.

INTRODUCTION	2
DESIGN	6
PERFORMANCE	22
INTERIOR	30
IN-CAR TECHNOLOGY	38
INDIVIDUALITY	42
MULLINER	61
DESIGNERS' CHOICE	64
ACCESSORIES AND THE BENTLEY COLLECTION	76
OWNERSHIP	78
SPECIFICATION AND OPTIONS	80



A coupé called Speed.

The name says it all. And from your first glimpse of the fastest, most powerful two-door coupé that Bentley makes, you know it's the perfect description. Hunkered down on its 21" wheels and lowered suspension, with its darkened grille and front bumper intakes glinting in the light, the Continental GT Speed makes no secret of its intent. If you love to drive far and fast, if the exhilaration of a 625PS, 800Nm engine and eight-speed close-ratio transmission makes your heart race, this is your car.

And yet this exceptional sports coupé, the newest, most powerful addition to the Continental stable still displays the refinement that makes a Bentley unique. Its all-wheel-drive transmission, biased 60:40 in favour of the rear, offers reassuring stability all year-round, come rain or shine. Its hand-crafted

interior, which can be trimmed in a variety of materials from Burr Walnut to Dark Tint Aluminium, is supremely comfortable over long distances. Its chassis delivers breathtaking agility, with performance-focused clarity of steering feel and feedback, yet still shields you from harsh road surfaces with supple resilience. Even the exhaust note, deeper and more exhilarating under hard acceleration, is still civilised and refined during high-speed cruising. Bentley's new Continental GT Speed coupé is capable of fast lap times, but it's a real-world supercar, not a track special. Distinctive it may be, but it's also the latest in a long line of devastatingly fast, smooth and rewarding Bentley grand tourers. Speed is a short word. But at Bentley, it carries long associations.



Dark star.



Few designs have achieved iconic status as swiftly or as unanimously as the Continental GT. Its superformed creases and wind-carved lines are sleek, strong and sensual; the large inner headlight, muscular powerline and matrix grille give fresh expression to the heritage of Bentley grand touring. But the new Continental GT Speed expresses a darker side to the marque's character. In contrast to the bright chrome grille of the W12-engined GT coupé, the matrix grille and air intakes of the Speed are in a dark-tint chrome finish. The 21" Speed alloy wheels are unique to this model, and are available in silver or an optional dark tint. Large, elliptical exhaust tailpipes feature a rifled

interior, while the engine note that emerges from them is deeper and more emphatic. Exclusive Speed treadplates welcome you to a cabin that is unmistakably focused on performance, featuring the intricate craftsmanship of the Mulliner Driving Specification. Open the bonnet and the theme continues, with a black inlet manifold a visual clue to the new, 625PS W12 Speed engine. Even the suspension, lowered by 10mm, adds to the impact. Each design feature, taken individually, is a subtle one, yet the overall effect is dramatic: lower, darker, more menacing. And the enamel winged 'B' that sits above the dark-tint matrix grille? Black, of course.



0-100mph in 9.0 seconds.
No wonder the badge has wings.




Speed. A Bentley tradition.



It was our founder, W.O Bentley, who created the first Speed model with the 3 Litre Speed of 1925. Today's Continental GT Speed represents the ultimate in sporting performance within the range, and Bentley's design team has risen to the challenge of expressing its uncompromising intent. From the large oval exhaust trims with their internal rifling to the dark-tint chrome of the grille and lower air intakes, the Continental GT Speed's design encapsulates all the drama of the fastest, most powerful production Bentley grand tourer. The result, faithfully translated from first sketch to finished car, is a low, lean, ground-hugging

coupé, designed to cut through the air at more than 200 miles an hour. Inside, Bentley's designers have added the option of Dark Tint Aluminium with engine-spin finish, in tribute to the Bentley racing dashboards of the early days, while giving the interior a contemporary, performance-focused ambience. Today's Continental GT Speed is more than twice as fast as the original 1925 model, separated by over 87 years of engineering evolution. Yet its design expresses the same ambition: to create the fastest, most exhilarating Bentley you can drive.









Sounds like thunder.



Goes like lightning.






616 horsepower. Harnessed.

With peak power of 625PS, the new Continental GT Speed is the most powerful model in the current two-door Bentley Continental family. A full throttle standing start sees 60mph flash past in just 4.0 seconds. Top speed, should you have the opportunity to explore it, is 205 miles an hour. These figures eclipse even those of the W12 Continental GT, the benchmark for grand touring high performance. Yet Bentley's engineering

team has ensured that the new GT Speed W12 engine and powertrain is even more tractable in low speed driving than its Speed predecessor, and just as fuel-efficient as the new W12 Continental GT. The latest ME17 engine management system, a new eight-speed transmission and careful refinement of the turbocharger settings have seen an overall improvement of 13% in fuel economy, with a commensurate increase in tank range.

Revised Electronic Stability Programme calibration gives the driver free rein to explore the limits with safety, while the new chassis tune and lowered suspension accentuates the glued-to-the-road sensation during high-speed cornering. Searing power, precise handling yet civilised behaviour in city traffic: clearly a supercar, in every sense.



The pursuit of power.



If you want to know how it feels to drive the new Continental GT Speed, you'll find a clue in the torque curve. In the Speed state of tune, power output of Bentley's 6.0 litre engine rises to an impressive 625PS at 6000 rpm, but peak torque – a mighty 800Nm – is reached at just 2,000 and continues all the way through to 4000rpm. In practice, that means that at virtually any engine speed and in any gear, you can press the throttle and feel the GT Speed catapult towards the horizon without hesitation, its spine-tingling exhaust note urging you on as the revs rise. The W12 engine's eager responsiveness has been enhanced by the latest engineering refinements to the turbocharger, and by the adoption of the latest ME17 engine management system. The same revisions have also made the Bentley's throttle a true precision instrument, directing a powertrain that's tractable at low speeds, responsive off the line and precisely controllable at all speeds from 2mph to 200+.

Bentley's W12 is a remarkable engine, both for its performance and its architecture. Best described as two narrow angle V6 engines sharing a common crankshaft, it delivers the refinement and power of a twelve-cylinder engine within the compact dimensions of a conventional V8. Fed by twin-turbochargers, its power driven through Bentley's new eight-speed transmission to all four wheels, the GT Speed's W12 offers a full spectrum of performance from whisper-quiet cruise to snarling full-throttle acceleration. Remarkably it also delivers lower emissions and better fuel economy than its predecessor, matching the figures achieved by the 575PS Continental GT exactly. Through their pursuit of power, Bentley's engineers have created a remarkable engine in the GT Speed. Better still, they haven't compromised refinement or efficiency along the way.



*Bentley's new
eight-speed transmission.
A change for the better.*

Both the new Continental GT Speed and its stablemate, the Continental GT, are 13% more fuel efficient than the preceding W12-engined model, with a commensurate reduction in CO₂ emissions and increase in tank range. Fully 75% of that improvement is down to the new Bentley eight-speed transmission, which replaces the previous six-speed. Not only is the new transmission more fuel-efficient, it makes a fast car even faster, cutting acceleration times by ensuring that the engine is always at the ideal rpm for peak torque delivery. The new transmission's faster, smoother gear changes are perfectly matched to the characteristics of the W12 engine, and are specifically programmed in the Speed model to hold intermediate gears for longer, emphasising the high performance focus of this model.

As with every Bentley Continental, the GT Speed's new gearbox delivers the engine's power to all four wheels. Torque is biased toward the rear in a 60:40 ratio, rewarding the enthusiast with perfect cornering balance and providing reassuring grip at all times and in all weathers.



*GT Speed chassis tune:
the low-down.*

10mm doesn't sound much. It's roughly the width of your smallest fingernail. Yet by bringing the GT Speed just 10mm closer to the ground, Bentley's chassis engineering team laid the foundation for an even sportier driving experience. To do so, they changed the springs, dampers, anti roll bars and suspension bushes. The result is improved body control under hard cornering together with greater agility. And because the steering plays an essential role in feeding response and grip back to the driver, the GT Speed's Servotronic steering has also been recalibrated. You might expect the ride to be a little less absorbent as a result of the GT Speed's lower, more sport-oriented settings, but the effect has been carefully mitigated by recalibrating the Continuous Damping Control settings. Each change is a subtle one, yet taken as a whole the chassis revisions are perfectly attuned to the additional power and responsiveness of the GT Speed's 625PS engine. If you demand razor-sharp steering response, agile cornering and a firm yet supple ride, the Continental GT Speed will feel as if it was engineered with you in mind. It's an exhilarating combination of power and precision, for drivers who accept no compromise.

*Supercar performance.
Grand tourer comfort.*

The Continental GT Speed may be the fastest, most powerful Bentley in our range. It may be capable of 205 miles an hour. But you don't have to be built like a racing driver to enjoy its performance. Those sculpted 'cobra' seats provide the right degree of support and softness; soft and yielding as you settle in, they're firm enough to keep you comfortable for hour after hour, especially if you choose ventilated seats with massage as one of your GT Speed options. The hand-trimmed steering wheel can be adjusted precisely to your reach and shoulder height; the paddle-shift falls easily to hand. And for longer journeys, you will find all the incidental details of switches, touchscreen, stowage and ergonomics make the GT Speed a true grand tourer: relaxing, comfortable and confidence-inspiring. None of this came about by chance: the Continental GT interior design team spent almost as long out on the road as they did in the studio. It takes experience to make a powerful car into a grand tourer. And no maker of grand tourers has more experience than Bentley.





INTERIOR



The power to entertain.



DAB RADIO



DIGITAL TV



REAR PARKING CAMERA

On the right road, at the wheel of the GT Speed, its combination of 12-cylinder 625PS engine, eight-speed transmission and tuned sports exhaust is all the entertainment you'll need. But sometimes you will be in heavy traffic, cruising along a motorway, or simply wish to sit back and enjoy your music. For times like these, the GT Speed's touch screen infotainment system will both entertain and inform. At its heart is a 30GB hard drive, which offers up to 15GB of storage space for music as well as a continent's-worth

of mapping data. For the new GT Speed, the infotainment system features Bentley's latest software upgrades, which vary from region to region but include refinements such as point of interest mapping, optional satellite landscape imagery, live traffic data and, where the infrastructure supports it, digital radio. While the 15 Gigabytes of available music space is enough to last you for a round-the-world tour without hearing the same track twice, you can also play music via an iPod, MP3 player, the car's own six-disc CD changer or

even an SD card. Balanced Mode Radiator (BMR) speakers, which combine the functions of separate tweeter and midrange speakers in one unit, direct the sound with accuracy and provide greater clarity across the audible spectrum. Alternatively, the Naim for Bentley system, incorporating custom-built speakers and eight individual Digital Sound Processing modes, is available as an option. Nothing compares with the sound of a Bentley engine in full cry, but the GT Speed's infotainment system provides plenty of alternatives.





*A Bentley's finish provides
a clear reflection of its owner.*

When you order a Bentley, you accept an invitation to express your personality. The lean, wind-chiselled lines of the Continental GT Speed can be clothed in the finish of your choice, from the eye-catching to the understated. And as well as the seventeen exterior paint finishes in the core colour palette that our designers have selected for the Continental GT Speed, your Bentley dealer representative can also show you another 100 optional paint finishes, including solid, metallic, pearlescent and satin-finish colours. Somewhere in that rainbow of possibility is that most exciting of prospects; a Continental GT Speed that shows you in your true colours.





Beluga



Onyx



Granite



Moonbeam



Hallmark



Thunder



Havana




St. James' Red



Sandstone



White Sand



Glacier White




Midnight Emerald




Cumbrian Green



Dark Sapphire



Blue Crystal



Silverlake



Aquamarine

Core colour palette.

Bentley's celebrated mirror finish is available in a choice of 17 different colours from the brilliance of Glacier White to the understated elegance of Granite, all of which perfectly complement the GT Speed's dark tint exterior trim.

Please note, the colours reproduced are for representation purposes only and therefore vary slightly from the actual vehicle.



A colour to set your heart racing.

One of the advantages of choosing a hand-built car like the Continental GT Speed is that further personalisation is attainable. If you have a specific colour requirement that is not covered by the extended colour palette of over 100 shades, Bentley's paint specialists are able to match any colour you like and reproduce it upon the mirror-like finish of a Bentley's bodywork. A team colour, perhaps, or a treasured memento of a motor racing hero? They'll be happy to create a shade as unique as your memories.



Continental GT Speed
in Arai Quantum Vibe





21" TEN TWIN-SPOKE SPEED WHEEL
(Shown in dark tint finish, also available in silver painted finish)

INDIVIDUALITY



21" TEN TWIN-SPOKE SPEED WHEEL
(Shown in silver painted finish)

Wheels.

The 21" ten twin-spoke alloy wheel has been carefully developed by the Bentley design team to accentuate the sporting focus of the Continental GT Speed, and is available in both silver painted and dark tint finishes, with the latter as a cost option.

For full-weather capability, winter compound tyres are available from your Bentley dealership.

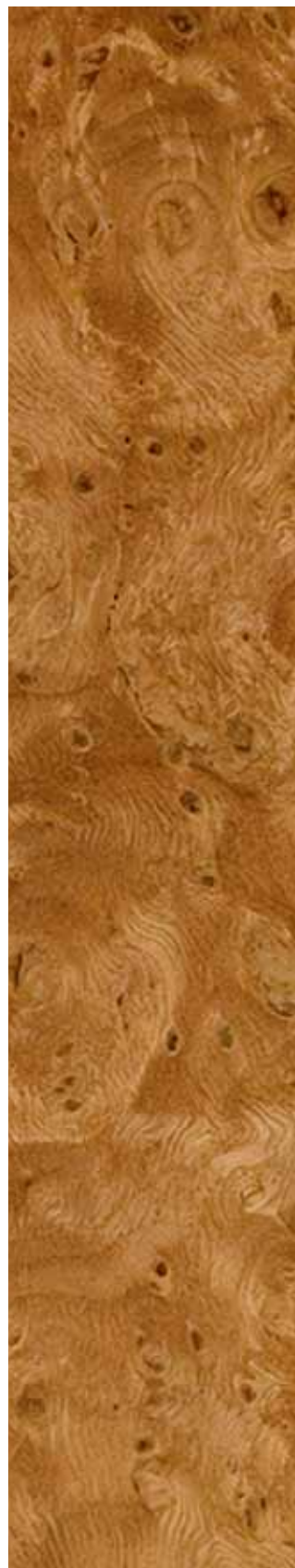
Enjoy a spin in a Bentley.

With its gleaming, geometrically precise overlapping circles, engine-turned aluminium – also known as ‘engine spin’ – has indelible associations with Bentley sporting success. The dashboard of ‘Old Number One’ – the Speed Six that won two Le Mans 24 Hour races – is made of it, housing the sturdy, no-nonsense switches and dials that guided Woolf Barnato and Tim Birkin to victory in 1929, and Barnato with Glen Kidston in the following year. With such a pedigree it’s natural that Bentley offers two engine spin options for the fascia and consoles – one in Bright Aluminium and the other, unique to the Continental GT Speed, in Dark Tint Aluminium, its understated shade the perfect complement to the dark tint chrome radiator and bumper grilles. Alternatively you might choose to reflect a more recent Bentley Le Mans success, by choosing the Carbon Fibre option for fascia or fascia, roof console and centre console, its satin finish specially developed to reduce unwelcome reflections. With these new options and the full complement of Bentley veneers to choose from, the sporting intent of your Continental GT Speed can find its true reflection in the cockpit.





Birds Eye Maple



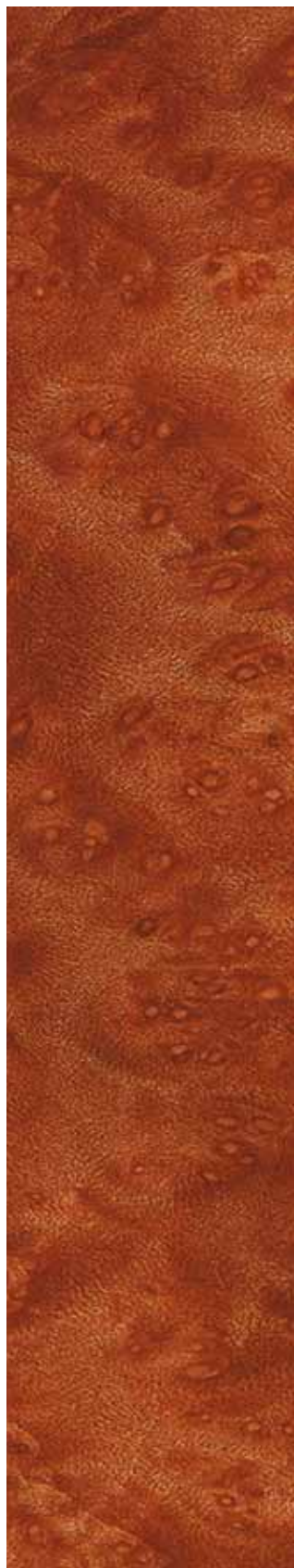
Chestnut



Tamo Ash




Burr Walnut



Madrona




Dark Fiddleback Eucalyptus




Dark Stained Burr Walnut



Piano Black



Carbon fibre



Dark Tint Aluminium



Bright Engine Spin

Please note, the colours reproduced are for representation purposes only and therefore vary slightly from the actual vehicle.

Leather. The tactile connection.



DIAMOND QUILTING



DUO TONE SEAT



EMBROIDERY

At the wheel of the Continental GT Speed, you rely on leather to provide the interface between your hands and the high-performance machine at your command. Leather also covers the seats; supporting you securely even under hard cornering. In fact, every soft-touch surface in the cockpit is covered with hand-stitched leather. And what leather it is! The steering wheel cover, for example, takes up to fifteen hours of careful work; creating consistent tension across the hide and achieving perfectly even double-stitching takes the experienced judgement of hand and eye. Leather is a natural material; each piece has its own characteristics. At Crewe, they understand this. That's why Bentley's leather is produced using a special, traditional tanning process that retains the rich, natural aroma of classic Bentley interiors from decades back. Each skin is carefully examined, for Bentley refuses to apply an artificial surface grain to disguise imperfections. Once checked and with each tiny blemish identified using ultra-violet marking tape, the hides are expertly laser-cut so that the sections that have the

greatest amount of natural elasticity are used for surfaces such as the seats, rather than the flatter surface of a door insert.

Seventeen different hide colours are available, but you also have the choice of single or two-colour hide upholstery with darker colours recommended for surfaces such as the fascia top roll to prevent unwelcome reflections. For the Continental GT Speed, duo-tone seats are now available as a no-cost option. And after you have made your choice of primary and secondary hide colours, there's the hand-stitching to consider. Choose contrast stitching, and thread of a contrasting colour will be used for the stitching on the seats, doors, rear quarter panels, centre console and all armrests. You can, if you wish, also specify contrast stitching on the steering wheel. Or for the ultimate in hand-craftsmanship, you can choose hand cross-stitching on all four seats and outer armrests. From steering wheel to gearlever, seat and armrest, every soft-touch surface in the cockpit is covered with soft, flawless leather. No wonder no other car feels quite like a Bentley.



Beluga

Porpoise

Imperial Blue

Aquamarine

Brunel

Cumbrian Green

Savannah

Breeze (available option)

Burnt Oak

Hotspur

Fireglow

Newmarket Tan

Dark Bourbon

Saffron (Main hide only)

Magnolia (Main hide only)

Portland


Linen (Main hide only)



Magnolia



Breeze



Porpoise



Newmarket Tan



Burnt Oak



Saffron



Savannah



Brunel



Dark Bourbon



Linen




Aquamarine



Imperial Blue




Fireglow



Portland



Cumbrian Green



Beluga



Hotspur

Carpet and seat belts.

Some might consider it excessive to offer a choice of carpet and seat belt colours that's as extensive as Bentley's range of hides. But such people don't work at Crewe, home of Bentley Motors. There, they understand that perfection resides as much in the details as in the broad brush strokes. So whether you want your seat belts to match the main hide or the secondary hide, whether your carpet overmats have contrast binding or single colour, your Continental GT Speed will be crafted to your specifications. Perfect, in every detail.



MULLINER

*With Mulliner,
the exceptional comes as standard.*



The name Mulliner has been associated with some of the greatest Bentleys of all time, including the iconic 'R' Type Continental of 1952, whose elegant, aerodynamic coachwork first took shape in the Mulliner workshops. So it's appropriate that the Continental GT Speed is equipped as standard with the Mulliner Driving Specification. The supportive 'cobra' seats are upholstered in diamond quilted leather, a traditional feature of the most sporting

Bentleys. Indented leather headlining and embroidered winged 'B' emblems on the headrests add a touch of hand-crafted distinction. Drilled alloy pedals and a sports gearlever with Bentley's traditional knurled finish complete the purposeful ambience. And even when you stop for fuel, there's a further reminder of the Mulliner connection in the form of the polished alloy 'jewel' Bentley filler cap. Inspired details, from an inspiring heritage.

*Designed for Speed.
Crafted by Mulliner.*



The name Mulliner has been associated with some of the fastest and most iconic Bentley grand tourers in an association dating back to 1924, when the company exhibited a Mulliner-bodied Bentley 3 Litre at the London Motor Show. Now an integral part of the company, Mulliner offers the opportunity to add further individuality to your Continental GT Speed, with the reassurance that all Mulliner components are designed, engineered and tested to Bentley standards. Giving extra emphasis to the high-performance focus of the GT Speed, the

Mulliner Styling Specification introduces motorsport-derived black carbon fibre for the side sill extension blades, rear bumper diffuser, front bumper lower splitter and front bumper lower grille strakes. These components together with the optional carbon fibre door mirror cowls and rear spoiler that accompany them have proved their worth at speeds well in excess of 180mph, whilst the optional 21" Elegant alloy wheels in black provide the perfect complement to the package.

Commission a masterpiece.



Bentley's new Continental GT Speed is an exceptional machine. It can also be exceptionally individual, such is the breadth of choice that Bentley offers in exterior finishes, hide colours, interior colour splits, veneers and trim. If you would like to give the interior of your Continental GT Speed a contemporary ambience you might select straight-grained Fiddleback Eucalyptus, which joins seven other wood veneers and Bright Aluminium in the range. For a performance-focused interior, close-weave satin finish carbon fibre is available as an option, either for the fascia alone or across the full interior. And exclusively for the Continental GT Speed, Bentley also offers Dark Tint Aluminium, which echoes the design theme


of the exterior's dark grille and makes the perfect partner for dark tint 21" GT Speed wheels. As with Bright Aluminium, Dark Tint Aluminium features an 'engine spin' finish that's inspired by the dashboards of the early Bentley Le Mans racers. There's a wealth of choice, and your Bentley dealer representative will be happy to guide you through it. Alternatively, Bentley's designers have put together a number of recommended specifications for your inspiration which you'll see over the next few pages. And by scanning the QR code on this page with your enabled mobile device or tablet device, you can browse through further recommended specifications.





Spark of inspiration.

The drama and intensity of Orange Flame exterior finish is underscored by the dark tinted exterior brightwork and sporting stance of the GT Speed. Inside, the orange is picked up in the choice of stitching for the upholstery. Imperial Blue hide provides a dramatic contrast with the orange and harmonises with the hint of blue in the Dark Tinted Aluminium trim.



Paintwork Orange Flame Veneer Dark Stained Burr Walnut Fascia Dark Tint Aluminium Hide I Imperial Blue Carpet Imperial Blue Safety Belt Imperial Blue



Fire and passion.

Red and black is a classic sporting combination; here the contrast of Dragon Red paintwork with the GT Speed's dark-tinted brightwork finds its echo inside, in the use of Hotspur and Beluga upholstery. Carbon Fibre trim underscores the sporting focus of this uncompromising, powerful specification.



- 
Paintwork
Dragon Red
- 
Veneer
Carbon Fibre
- 
Hide 1
Hotspur
- 
Hide 2
Beluga
- 
Carpet
Beluga
- 
Safety Belt
Beluga



Pure performance.

The contrast of Glacier White with the GT Speed alloy wheels and dark-tinted grille makes a dramatic, high contrast statement. Inside, the combination of Linen and Hotspur hides with Bright Aluminium and Piano Black trim creates a light and fresh ambience with a sophisticated twist.




Paintwork Glacier White	Veneer Piano Black	Fascia Bright Engine Spin	Hide 1 Linen	Hide 2 Hotspur	Carpet Hotspur	Safety Belt Fireglow



Force of darkness.


This no-holds-barred combination of Anthracite exterior with Brunel and Beluga upholstery, Dark Tint Aluminium and Piano Black trim creates an uncompromisingly sporty specification. The effect has the high-tech charisma of a pair of zai for Bentley skis: performance-focused design in every detail.





Blue flame.

An inspired combination of Sequin Blue exterior finish with an interior of Beluga and Dark Tint Aluminium creates an impression of vibrant, contemporary and confident style. The single-tone interior is given an extra dimension by the Linen contrast stitching that showcases Crewe's hand-craftsmanship.



Paintwork Sequin Blue Veneer Dark Tint Aluminium Hide 1 Beluga Carpet Beluga Safety Belt Beluga

Accessories.

The pleasure of owning the Continental GT Speed is enhanced by small details of perfect craftsmanship. Accessories include a set of four hexagonal chrome valve caps with the Bentley 'B' in black enamel to match the GT Speed's winged 'B', or a personalised child seat matched to your Bentley's upholstery. Alternatively you can give night driving a sense of occasion as you enter the cockpit across the threshold of Bentley's illuminated treadplates. On a more practical note, car covers are available for both internal and external use, while the car care products designed exclusively for Bentley by Autoglym will help preserve your car's stunning appearance.

Please contact your Bentley dealer representative for details of the full accessories range.

BENTLEY VALVE CAPS



CAR CARE BY AUTOGLYM FOR BENTLEY

PERSONALISED CAR COVER



CHILD SEAT



The Bentley Collection.



WALNUT VALET BOX



LEATHER WEEKENDER BAG



HALF-STRIPE CASHMERE SCARF



LEATHER BILLFOLD WALLET



LEATHER LOOP KEYRING
Available in red for ladies and black for gents



iPAD LEATHER WALLET
Available in red for ladies and black for gents



iPHONE AND BLACKBERRY LEATHER COVER
Available in red for ladies and black for gents

At Crewe, they take the heritage of the Bentley wings, designed by artist F. Gordon Crosby, very seriously indeed. That's why everything that carries them, from a car to a key ring, has to be approved by the Bentley design team. For example, the stylish Weekender bag with its racing 'No.2' design features a full-width zip, secure flap-over and the Bentley wings discreetly embossed on the strap, while the half-stripe cashmere scarf displays Crosby's winged 'B' woven in complementary tonal colours. From leather accessories such as Ettinger of London iPad and iPhone covers to the exquisite workmanship of a valet box for your watches and jewellery, the Bentley Collection offers a wide range of delightful possessions. And whether you choose luggage or leisurewear, a small gift or a wild indulgence, the Collection is all you expect of Bentley. Distinctive, rare and made to last.

For the Collection, visit www.bentleycollection.com or ask your dealer for a brochure.

*Speed.
With endurance.*

A Bentley doesn't wear out. It wears in. Visit any of the world's famous concours d'elegance and you will find owners whose Bentleys have been passed down and enjoyed by successive generations. Precision engineering and meticulous hand craftsmanship doesn't date, nor does it become obsolete. Whatever the model, a Bentley is built to endure.

That is as true of the Continental GT Speed as it is of the original Bentley Speed model, the 3 Litre Speed of 1925. The advanced technology that delivers such outstanding performance, traction, refinement and comfort will continue to do so for years to come. Today's Bentleys are tested to greater extremes of endurance than ever before, from Arctic blizzards at minus 30°C to the hottest deserts in mid-summer. Such care is your guarantee that your Bentley will exhilarate and delight you throughout your ownership; a lasting pleasure, from a marque renowned for endurance.

Standard specification.

POWERTRAIN & CHASSIS		STEERING		PERFORMANCE	
Type:	6 litre twin-turbocharged W12	Type:	Speed sensitive power steering	Top speed:	205mph(330km/h)
Max Power:	616bhp / 460kW / 625PS@6000 rev/min	Turns lock to lock:	2.6 turns	0 - 60mph:	4 secs (0-100km/h in 4.2secs)
Max Torque:	800Nm / 590 lb-ft @ 1700 rev/min	Turning circle (kerb to kerb):	11.3m/37ft 1in	0 - 100mph:	9 secs (0-160km/h in 9 secs)
Transmission:	8 speed ZF transmission with steering column mounted gearshift paddles	SUSPENSION		FUEL CONSUMPTION (EU CYCLE)*	
Driveline:	Permanent all-wheel drive with 40:60 front to rear torque split	Front:	Four link double wish-bones, computer controlled self-levelling air suspension with anti-roll bar	Urban:	12.7 mpg (22.2 litres/100km)
Ratios:	1st 4.71, 2nd 3.14, 3rd 2.1, 4th 1.67, 5th 1.29, 6th 1.00, 7th 0.839, 8th 0.667 Reverse 3.317	Rear:	Trapezoidal multi-link, computer-controlled self-levelling air suspension with anti-roll bar	Extra Urban:	28.0 mpg (10.1 litres/100km)
- Electronic tyre pressure monitoring system (TPMS)		Damping:	Air springs with Continuous Damping Control (CDC)	Combined:	19.5 mpg (14.5 litres/100km)
- Electronic cruise control		Ride Height:	10mm reduction compared to New Continental GT & GT Convertible	CO₂ emissions:	338 (g/km)
- Bentley branded 'T' piece engine cover		DIMENSIONS		FUEL CONSUMPTION (EPA CYCLE)**	
- Black painted inlet manifold		Wheelbase:	2746mm / 108.1in	City Driving:	13.0 mpg (US)
- Speed exhaust		Overall Length:	4806mm / 189.2in	Highway Driving:	20.0 mpg (US)
BRAKES		Width (across body):	1943mm / 76.5in	Combined:	15.0 mpg (US)
- Brake system with Electronic Stability Programme (ESP), Anti-lock Braking System (ABS), Electronic Brake Force Distribution (EBD), Hydraulic Brake Assistance (HBA), Drag Torque Control (MSR) and aquaplane detection		Width (including mirrors):	2227mm / 87.7in	Emission Controls:	EU5 and US LEV II
- Vented iron front and rear disc brakes with Bentley branded brake callipers in gloss black finish		Overall Height:	1404mm / 55.3in	<small>* Fuel consumption figures are provisional and subject to Type Approval.</small>	
- Electronic parking brake with drive away assist		Fuel Tank:	90 litres / 20 gallons / 24 US gallons	<small>**Fuel consumption figures are provisional and subject to EPA Certification.</small>	
WHEELS & TYRES		Boot Volume:	358 litres / 12.6 cu ft		
Wheel size:	9.5J x 21"	Kerb Weight EU:	2320kg / 5115 lb		
Wheel type:	New 21" ten twin-spoke wheel silver painted	Gross Weight:	2750kg / 6063 lb		
Tyre size:	275/35ZR21				
- Wheel bolts with Thatcham security bolt					

EXTERIOR SPECIFICATION		INTERIOR SPECIFICATION	
• New 21" ten twin-spoke wheel in silver painted finish		• Mulliner Driving Specification	
• Dark tint radiator shell matrix and lower bumper grilles		- Bentley wings emblem stitching (optional)	
• Black winged 'B' badge to radiator shell and boot lid		- Drilled alloy sports foot pedals	
• W12 badge to front fender		- Knurled sports gear lever	
• Body coloured lower rear bumper valance		- Quilted, perforated leather hides for seats, door panels and rear quarter cabin panels	
• Rear diffuser		- Indented headlining	
• Bi-Xenon projector headlamps with LED signature daylight running lamps, LED main beam supplementation and integrated washer jets		• Full premium grade hide interior with a choice of 17 colours: Beluga, Imperial Blue, Porpoise, Newmarket Tan, Dark Bourbon, Brunel, Saffron, Magnolia, Fireglow, Hotspur, Cumbrian Green, Savannah, Aquamarine, Linen, Burnt Oak, Breeze, Portland	
• Full LED rear lamps with jewellery-effect inner lamp treatment		• Slim design power adjustable front seats with heating, lumbar, nose extension and memory functions	
• Bright chrome rear lamp embellisher		• Driver's front seat 14 way adjustment & memory including lumbar and nose extension	
• Rear fog and reversing lamps, high level rear brake light		• Passenger's seat 14 way adjustment & memory including lumbar (12 way in North America)	
• Twilight sensor control and tunnel detection for lighting		• Isofix rear seat fixings	
• Door area lighting in lower edge of exterior mirrors and entrance lighting in lower edge of each door		• Through centre console with twin front armrests (front), rear centre armrest and ski-hatch	
• Concealed rear aerofoil with automatic deployment		• Breitling clock	
• Colour coded electronically adjustable door mirrors with heating, power folding and memory functions		• 8 interior colour splits	
• Power latching to driver and passenger doors for easy entry and exit		• Boot carpet in black (Beluga)	
• Power boot opening and closing		• Seat belts and leather-bound carpets to match all hide colours	
• Rain sensing windscreen wipers		• Single-tone, hide-trimmed, 3-spoke, multi-function steering wheel	
• Acoustic interlayer to side and rear glass		• Bulls-eyes air vents with chrome organ stop controls	
• Keyless entry and ignition		• Electric tilt and reach adjustment steering column with memory and easy entry and exit functions	
• Jewel fuel filler cap		• Automatic seat belt presenter	
• Central locking with remote boot release		• Footwell and centre console stowage illumination	
• Rifled exhaust tailpipe finisher			
• Choice of 17 exterior paint colours: Beluga, Dark Sapphire, Glacier White, Moonbeam, Onyx, St. James' Red, Thunder, Granite, Hallmark, Havana, Sandstone, White Sand, Midnight Emerald, Cumbrian Green, Blue Crystal, Silverlake, Aquamarine			
• Speed treadplate badge			

- Touch screen infotainment system with 8 inch high resolution screen and incorporating AM/FM radio, HDD navigation, external media interface, single DVD/CD slot, single SD card slot, integrated HVAC controls, telephone control with Bluetooth wireless connectivity, suspension settings and TPMS features – voice activation on infotainment system features
- Satellite radio (Sirius) with Travelink*
- Digital DAB radio*
- i-Tunes tagging*
- 8 channel, 8 speaker audio system with Balanced mode Radiator (BMR) speakers
- Multi-zone automatic climate control system
- Volumetric ultrasonic alarm
- Bentley GPS tracking system provision*
- Park distance control with graphic on infotainment screen and audible warning
- Driver and front passenger airbag with front passenger deactivation, driver's knee airbag (North America only)
- Front and rear side and thorax airbags

*market specific



Bentley Financial Services are available. Please contact your Bentley dealer representative, who can advise you on a finance plan specially tailored for your needs.

Optional specification.

EXTERIOR

- Chrome Bentley matrix grille integrated into bonnet with bright surround and centre strip and chrome lower bumper grilles
- Standard brakes with red callipers
- Carbon ceramic brakes with black callipers
- New 21" ten twin-spoke wheel in dark tint finish
- Winter tyres
- 21" Space saving spare wheel & tyre in lieu of tyre inflation kit*
- 85 additional exterior paint colours and bespoke colour matching service

INTERIOR

- Dark tint aluminium fascia panels
- Dark tint aluminium fascia, console and roof console panels
- Carbon fibre fascia panels
- Carbon fibre fascia, console and roof console panels
- Choice of 7 additional veneers: Chestnut, Bird's Eye Maple, Madrona, Tamo Ash, Dark Fiddleback Eucalyptus, Dark Stained Burr Walnut and Piano Black
- Bright tint aluminium fascia panels
- Veneer door and rear quarter inserts to match main veneer
- Veneer rear centre armrest
- Storage case (to match main veneer / technical finish)
- Deep pile overmats to front and rear (in lieu of standard mats)
- Lambswool rugs to front (in addition to standard overmats)
- Dual tone, 3-spoke, hide trimmed steering wheel (not available with Breeze)
- Stitching to steering wheel in a contrasting colour
- Heated, single tone, 3-spoke hide trimmed steering wheel
- Wood and hide 3-spoke steering wheel (not available with Bird's Eye Maple or Dark Fiddleback Eucalyptus)
- Boot carpet to match main or secondary hide
- Contrast binding to interior carpet overmats
- Contrast binding to boot carpets (only available with contrast binding to overmats)
- Contrast stitching
- Hand cross stitching
- Hide trimmed gear paddles#
- Personalised treadplate plaques
- Personalised embroidery to seat headrests

CONVENIENCE

- Adaptive cruise control*
- GPS tracking system provision, in addition to standard alarm system*
- GPS tracking system full fitment, in addition to standard alarm system*
- Remote control garage / electronic gate opener*
- Naim for Bentley Premium Audio System
- 6-disc CD changer fitted in glovebox
- TV tuner*
- Front and rear ashtray with cigar lighter
- Massage seats and seat ventilation to front seats
- Park heater with remote control*
- Bluetooth telephone system with privacy handset
- Sim card reader to telephone system*
- Rear view camera*
- Valet parking key
- First aid kit and warning triangle
- Personalised car cover
- Extended Driving Specification (only available with Mulliner Driving Specification)
- Elegant Specification
- Convenience Specification
- Mulliner Styling Specification – Classic
- Mulliner Styling Specification – Complementary features

*market specific

#please contact your Bentley representative for further details

Bentley Motors Limited acknowledges the rights of others in the names Arai, Blackberry, Bluetooth, iPad, iPod and Naim which are registered trademarks of their respective owners.

The names 'Bentley', 'Mulliner' and the 'B' in wings device are registered trademarks of Bentley Motors Limited.
© 2012 Bentley Motors Limited. Printed in England.

