

# RANGE ROVER SPORT

2019



ABOVE & BEYOND





BY APPOINTMENT TO  
HM THE QUEEN  
MANUFACTURERS OF  
MOTOR VEHICLES  
JAGUAR LAND ROVER LIMITED  
COVENTRY



BY APPOINTMENT TO  
HRH THE DUKE OF EDINBURGH  
MANUFACTURERS OF  
MOTOR VEHICLES  
JAGUAR LAND ROVER LIMITED  
COVENTRY



BY APPOINTMENT TO  
HRH THE PRINCE OF WALES  
MANUFACTURERS OF  
MOTOR VEHICLES  
JAGUAR LAND ROVER LIMITED  
COVENTRY



**ABOVE & BEYOND**

Ever since the first Land Rover vehicle was conceived in 1947, we have built vehicles that challenge what is possible. These in turn have challenged their owners to explore new territories and conquer difficult terrains. Our vehicles epitomize the values of the designers and engineers who have created them. Each one instilled with iconic British design cues, delivering capability with composure. Which is how we continue to break new ground, defy conventions and encourage each other to go further. Land Rover truly enables you to make more of your world, to go above and beyond.









# THE RANGE ROVER SPORT

The Range Rover Sport is undoubtedly our most dynamic SUV ever. Performance and capability are exceptional, and a range of advanced technologies are designed to deliver an improved driving experience. With sportier design cues and a powerful, muscular stance, this is a vehicle designed to create an impression.

## CONTENTS

<b>INTRODUCTION</b>		<b>VERSATILITY</b>	
Introducing the Range Rover Sport	6	Truly Flexible	46
The Range Rover Sport Plug-in Hybrid Electric Vehicle	8	Business	48
		Leisure	49
		Towing	51
<b>DESIGN</b>		<b>RANGE ROVER SPORT SVR</b>	
Exterior	11	Performance and Design	53
Interior	13	Interior	54
<b>PERFORMANCE AND CAPABILITY</b>		<b>SPECIFICATIONS</b>	
Range Rover Sport Plug-in Hybrid Electric Vehicle	14	Choose Your Model	58
Engines and Transmission	18	Choose Your Engine	66
Legendary Breadth of Capability	23	Choose Your Exterior	68
		Choose Your Wheels	76
<b>TECHNOLOGY</b>		Choose Your Interior	78
Infotainment	27	Choose Your Options and Land Rover Gear	84
Connectivity	28	Technical Details	90
Audio	32	<b>WORLD OF LAND ROVER</b>	92
Driver Assistance	34	<b>YOUR PEACE OF MIND</b>	95
Efficient Technologies	40		
<b>DRIVER ASSISTANCE</b>			
Driver Assistance	42		
Lighting Technology	45		

Vehicle shown: Range Rover Sport Autobiography in Firenze Red with optional equipment.

Vehicles shown are from the Land Rover global range. Specifications, options and availability will vary between markets and should be verified with your local Land Rover Retailer.

## INTRODUCTION

# INTRODUCING THE RANGE ROVER SPORT

A muscular, powerfully planted stance and distinctive rearward sloping roof endow this vehicle with a truly sporting character. A dynamic look completed by the sleek wrap-around LED headlights.

Exceptional on-road performance and all-terrain capabilities elevate this vehicle into a class of its own. Exuding confidence, its sporty design is complemented by truly responsive driving dynamics and seamlessly integrated technology. With a wide range of engines and a light aluminum monocoque body, it delivers a fast, refined performance.

The efficient Plug-in Hybrid Electric Vehicle (PHEV) adds the benefits of an electrified powertrain to these capabilities, creating a Range Rover Sport more relevant than ever to motoring today and in the future.

To ensure outstanding performance, our new 355HP and 395HP 6-cylinder gas engines incorporate Mild Hybrid Electric Vehicle (MHEV) technology. The P400 3.0 liter Ingenium In-line 6-cylinder Gas engine is exclusively available with the new HST model (shown opposite). See pages 20 and 60.

Land Rover InControl® technology, including the Touch Pro Duo infotainment system\*, 12.3" Interactive Driver Display and full color Head-up Display\*\*, deliver an even more luxurious and engaging driving experience.

## LIGHTING TECHNOLOGY

All-round exterior LED lighting is standard. LED lights are more energy-efficient and the quality of light produced is closer to daylight conditions, so driving at night becomes less tiring. See page 45.

## SEAMLESSLY INTEGRATED TECHNOLOGY

Touch Pro Duo has two 10" high-definition Touchscreens to help you stay connected and entertained\*. This is complemented by the 12.3" Interactive Driver Display with configurable touch steering wheel controls and our optional second generation full color Head-up Display\*\*. See page 27.

## PERFORMANCE

A range of potent powertrains deliver breathtaking performance. The second-generation 5.0 liter V8 Supercharged Gas engine offers an improved output of 518HP and an even more powerful 575HP in the SVR. See pages 19-20.

## DRIVING DYNAMICS

The lightweight all-aluminum body helps deliver an unrivaled balance of agility, handling and refinement. A suite of precision-engineered technologies includes Dynamic Response and Electronic Active Differential with Torque Vectoring by Braking\*\*. See page 24.

## COMPOSED TOWING

A towing capacity of up to 7,716lbs, together with a choice of optional towing features – including a tow hitch receiver and Advanced Tow Assist – providing assistance in demanding situations, the Range Rover Sport can handle the most demanding tasks. See page 51.

\*Do not use Land Rover InControl® features under conditions that will affect your safety or the safety of others. Driving while distracted can result in loss of vehicle control. \*\*These systems are not a substitute for driving safely with due care and attention and will not function under all circumstances, speeds, weather and road conditions, etc. Driver should not assume that these features will correct errors of judgment in driving. Please consult the owner's manual or your local authorized Land Rover Retailer for more details.

## INTERIOR LUXURY

The meticulously designed, contemporary interior comes with enhanced comfort and well-being through optional Four-zone Climate Control and Cabin Air Ionization. Semi-Aniline leather on the Autobiography provides even greater levels of luxury. See page 13.

## DRIVER FOCUSED COCKPIT

Designed around the driver, the signature cockpit feel of the front row seating is complemented by a range of intuitively placed features. These include the uncluttered console with CommandShift® 2 and optional gearshift paddles on the steering wheel. See page 13.



## INTELLIGENT VERSATILITY

Innovative design features include flexible storage options such as the additional upper glovebox, the front center console refrigerator compartment, flexible 5 + 2 seating and a range of charging options including up to five USB ports, four 12V power sockets, and two 110V power outlets. See pages 46-49.

## SUPREME ALL-TERRAIN CAPABILITY

Intelligent All Wheel Drive (AWD) systems and a range of standard and optional all-terrain technologies including Electronic Air Suspension, Terrain Response®\*\* and two-speed transfer box with electronic center differential, ensure an exceptional off-road performance. See pages 23-25.

# THE RANGE ROVER SPORT PLUG-IN HYBRID ELECTRIC VEHICLE\*

Capability, performance and cutting-edge technologies are at the heart of every Land Rover vehicle. Taking our vehicles into the future, electric power now propels us into an exciting new era. One of our first Plug-in Hybrid Electric Vehicles (PHEV) is driven by our most innovative powertrain yet: an advanced Ingenium Gas engine and electric motor combine to give an output of 398HP and deliver 0-60 mph in 6.3 seconds<sup>1\*\*</sup>. Together with a full electric charge, it has a range of up to 29 miles<sup>2</sup>. Drivers can select from two driving modes to best suit their needs. See pages 14-17 for details.

**EV (Electric Vehicle) mode** – full electric drive<sup>1</sup>.

**Parallel Hybrid mode (the default driving mode)** – combines gas and electric drive. When in Parallel Hybrid mode, the driver can optimize battery charge or fuel economy by utilizing two alternative charge management functions:

**SAVE function** – helps prevent the battery charge dropping below the level which has been selected.

**Predictive Energy Optimization (PEO) function** – by entering a destination in the navigation system<sup>1</sup> the driver enables the feature, which utilizes altitude data for the route selected to intelligently switch between the electric motor and gas engine to optimize fuel economy.



\*PHEV estimated availability is Summer 2019 as 2020 Model Year. \*\*Always follow local speed limits.

<sup>1</sup>Parallel Hybrid mode will be automatically re-engaged should the driver require more power and torque than is available, or the battery charge drops to an insufficient level to maintain progress. <sup>2</sup>Manufacturer-estimated up to 29 miles EV range with fully charged battery. Actual range may vary.

Rear cargo space capacity is reduced on P400e models, please see page 47 for more detail.

Vehicle shown: Range Rover Sport HSE in Fuji White with optional equipment.



## 29 MILE EV RANGE<sup>2</sup>

PHEV is fully capable of managing many commutes in full Electric Vehicle (EV) mode, with a range of up to 29 miles. See page 14.

## EASY OVERNIGHT CHARGING

PHEV can fully charge from a domestic electricity supply in approximately 14 hours<sup>3</sup> so it's ideally suited to charging at home overnight, enabling emission-free commuting for up to 29 miles<sup>2</sup>. See page 14.

## CHARGING SOLUTIONS

A full charge can be achieved in as little as 2.75 hours<sup>3</sup> at home using a dedicated wall box. In addition, a range of charging points can be used at offices, stores, parking lots and other designated public charging places.



## REFINED DRIVE

The Range Rover Sport PHEV ensures seamless transition between the gas engine and electric motor, delivering optimal refinement. See page 15.

## NO COMPROMISE ON CAPABILITY AND PERFORMANCE

PHEV is precise and uncompromising. It is fully capable of handling off-road situations such as rock crawl. Its on-road performance is equally remarkable, delivering an impressive 0-60 mph in 6.3 seconds\*\* through a combination of electric motor and gas engine. See page 15.

## INCONTROL CONNECTIVITY

With the Protect and Remote features, a variety of functions are available through your smartphone device, from enabling the driver to view charge status as well as controlling the charging time. See page 16.

## SEAMLESS DESIGN

Integrating the charging port into the front grille provides easy connection without compromising the vehicle's dynamic design. See page 14.

<sup>3</sup>Charging times will vary by market, power supply and charging solution. Please refer to [landroverusa.com](http://landroverusa.com) for further information.



## DESIGN

# EXTERIOR

Muscular and perfectly proportioned, Range Rover Sport is designed to command attention wherever you take it. With its distinctive silhouette, rearward sloping roof and continuous waistline, the Range Rover DNA is unmistakable throughout; its presence more formidable than ever. Every aspect of the vehicle has been designed with precision for immediate impact – its lower, sportier stance is enhanced by the revised front and rear bumpers with integrated exhaust finishers.

A cleaner, more dynamic design, there's a contemporary feel everywhere you look, from the Range Rover Sport grille, hood vents and fender vents to the refined, yet sporty wheel options such as 22" 9 split-spoke 'Style 9012' with Dark Grey Diamond Turned finish. A dramatic, modern feel is completed by the wrap-around LED headlights. This powerful, athletic vehicle is now more compelling than ever.



Vehicle shown: Range Rover Sport Autobiography in Firenze Red with Ebony/Vintage Tan interior with optional equipment.







# INTERIOR

Luxurious, supremely comfortable and exceptionally functional, the Range Rover Sport is a driver's vehicle through and through. The signature cockpit has been extensively reimagined; every element meticulously designed and beautifully executed. Intuitive controls include the CommandShift® 2 gearshift, providing the option of manual gear shifting, and flush touch-sensitive steering wheel switches.

The sense of luxury and innovation is reinforced by the revolutionary Touch Pro Duo technology, which incorporates two 10" Touchscreens\* as standard. The finest materials combine seamlessly with dynamic sports detailing such as the optional Extended Carbon Fiber veneer. The centerpiece is the bold intersection between the sportier horizontal elements of the instrument panel and the vertical lines of the center console. The overall clean design is complemented by the enhanced optional Configurable Ambient Interior Lighting with a striking graphic light running the length of the console, and the uncluttered feel is maintained by flexible storage solutions such as the additional upper glovebox.

The distinctive Sports Command Driving Position elevates the driver to provide a heightened sense of confidence and control, giving sweeping views over the road ahead. The seats can be specified in the finest Semi-Aniline leather with a Cut Diamond pattern in contemporary color combinations – including Ebony Vintage Tan and Ebony Eclipse – to ensure this vehicle looks and feels as good as it drives.



\*Driving while distracted can result in loss of vehicle control. Do not operate, adjust or view the navigation or multimedia systems under conditions that will affect your safety or the safety of others. Only use mobile phones and other devices, even with voice commands, when it is safe to do so.

Interior shown: Range Rover Sport Autobiography Semi-Aniline leather in Ebony/Vintage Tan with optional equipment.

## PERFORMANCE AND CAPABILITY

# RANGE ROVER SPORT PLUG-IN HYBRID ELECTRIC VEHICLE\*



Designed and engineered for an increasingly carbon conscious world, our Range Rover Sport Plug-in Hybrid Electric Vehicle (PHEV), the P400e, delivers a dynamic driving experience with exceptional Range Rover Sport capability both on and off-road.

P400e uses the combination of an advanced 2.0 liter 296HP Si4 Ingenium Gas engine supported by a high capacity 105kW electric motor to deliver a combined output of 398HP. The electric motor can either supply its power in parallel with the engine, or drive the vehicle in the manually selectable Electric Vehicle (EV) mode. The large 13kWh capacity battery gives the vehicle an all-electric range of up to 29 miles<sup>1</sup> from a full charge with zero CO<sub>2</sub> tailpipe emissions.

The P400e powertrain has been integrated seamlessly into the vehicle's design. The charging point is discreetly located in the front grille, which makes connection to a power supply both convenient and easy while lending itself to routine overnight home charging.

The battery can be fully charged in approximately 14 hours<sup>2</sup> using the home charging cable supplied as standard. When rapid charging, a full charge can be achieved in as little as 2.75 hours<sup>2</sup> at home using a dedicated 32 amp AC charger, or away from home at various public charging points. The P400e comes with a charging cable<sup>†</sup> that can be stored in the vehicle's cargo space.

\*PHEV estimated availability is Summer 2019 as 2020 Model Year. \*\*Always follow local speed limits.

<sup>†</sup>Charging device shown not available in the U.S. Please contact your local Land Rover Retailer for further details.

<sup>1</sup>Manufacturer-estimated up to 29 miles EV range with fully charged battery. Actual range may vary.

<sup>2</sup>Charging times will vary by market, power supply and charging solution. Please refer to [landroverusa.com](http://landroverusa.com) for further information.

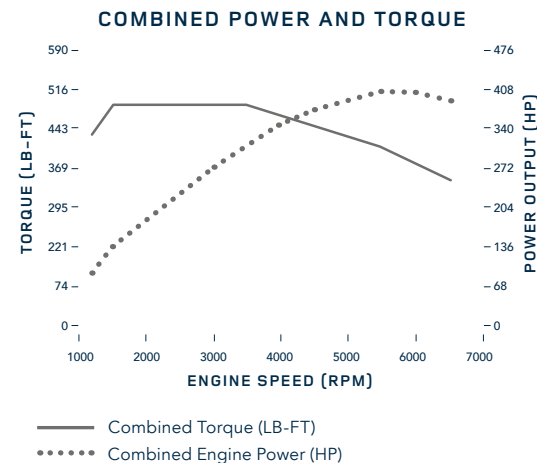
Rear cargo space capacity is reduced on P400e models, please see page 47 for more detail.

Vehicle shown: Range Rover Sport HSE in Fuji White with optional equipment.

The P400e delivers an exceptionally refined experience. The electric motor can produce its maximum torque from standstill. If engine torque is required, the system uses the Integrated Starter Generator (ISG) for virtually instant starting, enabling engine torque to be perfectly blended with electric motor torque, smoothly delivering the driver's demand using the hybrid integrated transmission.

Off-road capabilities are uncompromised and in some circumstances enhanced. The additional torque provided by the electric motor at low speed is an advantage in a variety of off-road situations.

The combination of the instant torque from the electric motor with that from the highly efficient direct injection gas engine delivers a torque profile normally associated with large capacity gas or diesel engines, providing performance that takes it from 0-60 mph in 6.3 seconds\*\* with a top speed of 137 mph\*\*.



Vehicles shown are from the Land Rover global range. Specifications, options and availability will vary between markets and should be verified with your local Land Rover Retailer.



## PLUG-IN HYBRID ELECTRIC VEHICLE

In Parallel Hybrid mode (the default driving mode), the electric motor supplies its power in parallel with the engine. There is a seamless transition between the 105kW electric motor and the Si4 Ingenium Gas engine as the system smoothly starts the engine and then blends electric motor and gas engine power together using the hybrid integrated transmission. Intelligent battery management, which charges the battery through regenerative braking and even when the vehicle is coasting, ensures P400e always has sufficient charge to provide 398HP power output to deliver seamlessly impressive performance when required.

When in the default driving mode (Parallel Hybrid) the driver can optimize fuel economy or battery charge by utilizing one of two alternative charge management functions:

**SAVE function** – manually selected through the Touchscreen\*, the SAVE function prevents the battery charge from dropping below the level which has been selected. This allows the driver to provision for zero-emission travel at a later point in the trip. The vehicle will only use the electric motor if the battery has received a charge over and above the saved level through regenerative braking.

**Predictive Energy Optimization (PEO) function** – entering a destination in the vehicle’s navigation system\* will automatically engage the PEO function. By utilizing altitude data for the chosen route, PEO intelligently switches between the electric motor and gas engine to optimize fuel economy throughout the trip.

In addition to operating as a parallel hybrid, the large capacity battery enables the driver to operate the vehicle in **EV (Electric Vehicle)** mode – manually selected by a button on the console, EV mode enables the vehicle to run solely on the electric motor using the energy stored in the battery, the ideal solution for zero-emission trips. The system will introduce the gas engine should the driver require more power than is available through the electric motor alone, or if the battery charge drops to an insufficient level to maintain progress.

Operation of the P400e is further enhanced through specific functionality within the Land Rover InControl Remote feature (see page 30). This enables the driver to use a smartphone to view key data such as charge status as well as controlling the charging time.

## COMBINED GAS ENGINE AND ELECTRIC MOTOR

POWER (HP)	TORQUE (LB-FT)	ACCELERATION 0-60 MPH** (SECONDS)	TOP SPEED (MPH)**
398	472	6.3	137


\*Driving while distracted can result in loss of vehicle control. Do not operate, adjust or view the navigation or multimedia systems under conditions that will affect your safety or the safety of others. Only use mobile phones and other devices, even with voice commands, when it is safe to do so. \*\*Always follow local speed limits.

†Manufacturer-estimated up to 29 miles EV range with fully charged battery. Actual range may vary.

Rear cargo space capacity is reduced on P400e models, please refer to page 47 for more detail.



- 1** 105kW ELECTRIC MOTOR  
PHEV features a high power 105kW permanent magnet synchronous electric motor to deliver power effortlessly.
- 2** INTEGRATED HYBRID AUTOMATIC TRANSMISSION  
A seamless transition from EV to the Internal Combustion Engine (ICE) is delivered via the hybrid integrated transmission.
- 3** 2.0 LITER INGENIUM ENGINE  
The aluminum 2.0 liter 296HP Si4 Ingenium Gas engine is lighter and more efficient than predecessors.
- 4** 13kWh HIGH VOLTAGE BATTERY  
The large capacity battery gives the vehicle an all-electric range of up to 29 miles<sup>1</sup> from a full charge with zero CO<sub>2</sub> tailpipe emissions.
- 5** 7kW ON-BOARD CHARGER  
The powerful 7kW on-board charger can deliver a full battery charge in as little as 2.75 hours dependent on charging station capability.
- 6** INTEGRATED STARTER GENERATOR  
The Integrated Starter Generator (ISG) delivers an exceptionally refined starting of the gas engine when required.
- 7** REGENERATIVE BRAKING  
Regenerative braking uses the electric motor to harvest kinetic energy while braking, converting it to electrical energy that is used to recharge the high voltage battery.



EV SYSTEM

EV RANGE <sup>1</sup> (MILES)	CHARGER CAPACITY (KW)	BATTERY CAPACITY (KWH)	EV TOP SPEED (MPH <sup>**</sup> )
29	7	13	85

# ENGINES AND TRANSMISSION

From power and sheer driving pleasure to refinement, there is a range of engines available and each has been optimized for specific attributes to cater for all needs. All engines are equipped with Stop/Start technology and smart regenerative charging (except P400e); this feature prioritizes the charging of the battery when the vehicle is decelerating to capture wasted kinetic energy and helps to reduce fuel consumption. Ingenium technology underpins the 4 and 6-cylinder engines in the Range Rover Sport range. These low friction, all-aluminum engines have stiff cylinder blocks and twin balancer shafts to ensure inherently low levels of vibration, for smooth day-to-day performance.

## 8-SPEED AUTOMATIC TRANSMISSION

All engines in the Range Rover Sport are coupled with an 8-speed Automatic Transmission. With eight closely spaced ratios, the transmission ensures that you are always in the optimum gear, helping to optimize acceleration. Gear changes are almost imperceptible and shift schedules intelligently adapt to your driving style.



## DIESEL ENGINE

### Td6

The 3.0 liter V6 Turbocharged Diesel provides 254HP and an impressive 443 lb-ft of torque, for smooth, progressive performance.

- The switchable coolant pump improves engine warm-up by modulating coolant flow to engine demand.
- The two-stage oil pump reduces parasitic losses by matching the flow of lubricant to engine load, increasing engine efficiency.
- Improved response due to optimized turbocharger compressor, turbine and variable nozzle designs. Turbo bearings ceramic ball-races further improve friction and reduced turbo lag.
- An eight-nozzle fuel injector design ensures perfect atomization of the fuel injected, optimizing combustion for power and emissions.
- All Td6 variants are equipped with Stop/Start to help reduce idling, especially during urban driving.

	POWER (HP)	TORQUE (LB-FT)	ACCELERATION 0-60 MPH* (SECONDS)	TOP SPEED (MPH)*	CAPACITY (CC)
Td6	254	443	7.2	130	2,993

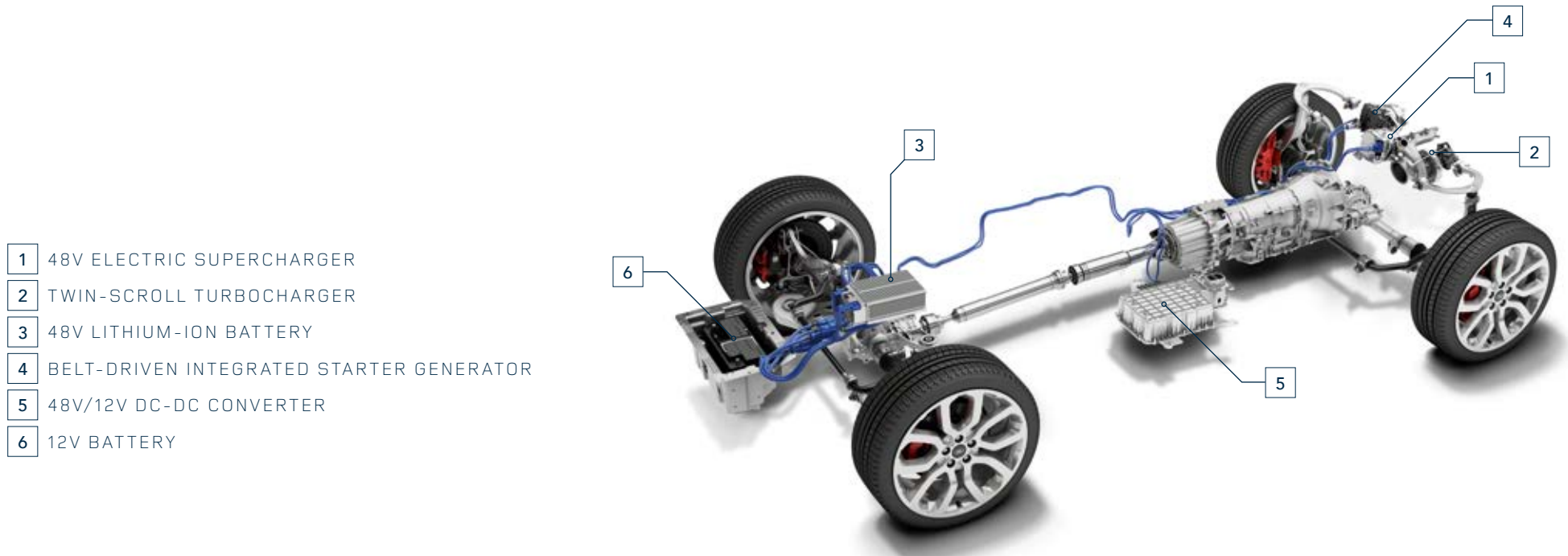
\*Always follow local speed limits.

## MILD HYBRID ELECTRIC VEHICLE

Taking our vehicles into a smarter and more exciting future, Mild Hybrid Electric Vehicle (MHEV) technology is a system that uses a belt-driven starter-generator and state-of-the-art 48V battery. These harvest energy that would normally be lost during deceleration, which is then intelligently redeployed.

The stored electricity can be used by the starter-generator to provide torque assistance to the engine directly, or to power the electric Supercharger to boost performance before the conventional Turbocharger reaches its maximum output, giving seamless throttle response. This system helps boost the vehicle's performance.

The MHEV technology is standard with P360 and P400 engines. Vehicles with the P400 engine also feature Terrain Response® with Dynamic Program and Configurable Dynamics\*, as standard. These features allow personalization of the vehicle's dynamic settings, complementing the performance characteristics of the engine.



\*These systems are not a substitute for driving safely with due care and attention and will not function under all circumstances, speeds, weather and road conditions, etc. Driver should not assume that these features will correct errors of judgment in driving. Please consult the owner's manual or your local authorized Land Rover Retailer for more details. P400 3.0 liter Ingenium In-line 6-cylinder Gas engine is exclusively available with the new HST model. See page 60 for HST Specifications.



## GAS ENGINES

### P360/P400

The 3.0 liter Ingenium In-line 6-cylinder Gas engine produces 355/395HP and 365/406 lb-ft of torque.

The combination of MHEV technology and a range of efficiency measures deliver an engine of superb performance and driveability.

- Mild Hybrid Electric Vehicle (MHEV) technology utilizes a belt-driven integrated startergenerator, a 48V Lithium-ion battery and an electric supercharger for driveability and refined Stop/Start operation.
- The twin-scroll Turbocharger, in addition to the electric Supercharger, delivers additional engine boost at higher engine speeds and seamless power delivery.
- Variable cam timing on both the intake and exhaust camshafts allows the nominal cam profile to be advanced or retarded for optimum combustion. Combined with Continuous Variable Valve Lift, this delivers class-leading levels of flexibility and control over engine breathing to optimize efficiency at every operating condition, enhancing performance.

### V8 SUPERCHARGED 518HP

With 518HP and 461 lb-ft of torque, the 5.0 liter V8 Supercharged Gas engine provides stunning performance for ultimate dynamism and driver engagement.

- The V8 has a compact and lightweight all-aluminum design, with impressively low levels of internal friction.
- The engine has been optimized around a state-of-the-art Bosch engine management system. This features high-pressure direct injection with a centrally mounted, multi-hole, spray-guided injection system.
- Fitted with a sixth generation Twin Vortex System (TVS) supercharger, the engine offers exceptional thermodynamic efficiency and extremely refined noise levels. The supercharger fully utilizes the additional capacity of the 5.0 liter engine, generating a torque profile that delivers outstanding levels of power in a linear and engaging manner.
- The result is an impressively powerful yet refined drivetrain that delivers on both sporting excitement and luxurious refinement whenever required.

### V8 SUPERCHARGED 575HP

Exclusive to SVR, the 5.0 liter Supercharged V8 Gas engine has been uprated to deliver 575HP and 516 lb-ft of torque. This is enabled by a recalibration of the engine and its management system to increase maximum available boost pressure. Maximum torque is delivered at 3,500-5,000 rpm.

Refer to the V8 Supercharged Gas engine for full details.

	POWER (HP)	TORQUE (LB-FT)	ACCELERATION 0-60 MPH* (SECONDS)	TOP SPEED (MPH)*	CAPACITY (CC)
P360	355	365	6.2	130	2,996
P400	395	406	5.9	140	2,996
V8 Supercharged	518	461	5.0	155	5,000
V8 Supercharged	575	516	4.3	176	5,000

\*Always follow local speed limits.



# LEGENDARY BREADTH OF CAPABILITY

The Range Rover Sport continues to offer outstanding capability on and off-road, with permanent All Wheel Drive (AWD) and the Land Rover revolutionary Terrain Response® system as standard, which means this capability can be utilized by all drivers, expert and novice alike. This extraordinary capability can be extended to suit individual requirements with a range of additional, optional all-terrain technologies\*.

## ELECTRONIC AIR SUSPENSION

A sure-footed, composed drive is completed by the latest Electronic Air Suspension, provided as standard, which provides exceptional wheel articulation and poise. It changes the vehicle's height quickly, allowing cross-linking of the diagonal wheels to help keep all four wheels on the ground on very uneven surfaces. Added to which, it makes loading heavy objects into the cargo area easier as you can lower the vehicle's rear suspension height by +/- 2 inches to suit your needs. These functions can be operated via the 10" Touchscreen, a button in the cargo space area or remotely using the key fob.

The Speed Lowering system uses the Electronic Air Suspension to reduce aerodynamic drag and fuel consumption at cruising speeds by lowering the vehicle by over half an inch from normal ride height when the speed reaches 65 mph\*\*.

## TWO-SPEED TRANSFER BOX WITH ELECTRONIC CENTER DIFFERENTIAL

An additional set of lower gears can prove invaluable in challenging conditions such as steep inclines or declines, off-road driving or when towing. The optional two-speed transfer box system gives you precise speed and control in such instances. The heart of the two-speed system is the electronic center differential that offers a 50:50 torque split between front and rear axles with the ability to pre-emptively lock the axles before slip commences.



## TERRAIN RESPONSE®

When you manually select Land Rover's unique standard Terrain Response® system, it sets the vehicle up optimally to match the demands of the terrain, by adapting the responses of the vehicle's engine, gearbox, differentials and chassis systems. There are five manual Terrain Response settings: Comfort, Grass/Gravel/Snow, Mud and Ruts, Sand, and ECO Mode\*.

## TERRAIN RESPONSE® 2

Terrain Response® 2 is an option that takes the capabilities of the award-winning system to a new level. This features an automatic setting which monitors the current driving conditions and systematically selects the most suitable terrain setting\*. It also includes additional Rock Crawl Mode. An additional setting is available when Terrain Response® 2 with Dynamic Program is specified. Dynamic Program tunes the suspension to deliver even tighter body control with flatter handling and sharper responses. You can manually override the system should you wish.

\*These systems are not a substitute for driving safely with due care and attention and will not function under all circumstances, speeds, weather and road conditions, etc. Driver should not assume that these features will correct errors of judgment in driving. Please consult the owner's manual or your local authorized Land Rover Retailer for more details. \*\*Always follow local speed limits.

Features and their availability may differ by vehicle specification. For full feature and option availability please refer to the online configurator or visit your local Land Rover Retailer.



## ADAPTIVE DYNAMICS

Adaptive Dynamics<sup>1</sup> makes the miles go by virtually unnoticed. The system monitors vehicle movements up to 500 times a second, reacting to driver or road inputs almost instantaneously to give greater control and minimize body movement, ensuring a composed, flat ride. The system even senses off-road conditions, and enhances damping accordingly so driver and passengers arrive at their destination refreshed and relaxed\*.

## CONFIGURABLE DYNAMICS

To enhance either refinement and comfort or the vehicle's performance, the Configurable Dynamics<sup>2</sup> function allows you to configure the Range Rover Sport throttle mapping, gearbox shift points, steering settings and suspension to suit your particular driving needs.



## ELECTRONIC ACTIVE DIFFERENTIAL WITH TORQUE VECTORING BY BRAKING\*

The Torque Vectoring by Braking system<sup>3</sup> delivers responsive, controlled cornering and handling even in tight turns. The Electronic Active Differential and vehicle's braking system constantly balances the distribution of engine torque between the four wheels when cornering.

The system is also active in off-road conditions using the relevant Terrain Response<sup>®</sup> settings. It can be very effective in conditions such as sand, where it helps the vehicle turn in and avoid excessive understeer.

## DYNAMIC RESPONSE\*

Dynamic Response<sup>4</sup> improves vehicle handling through hydraulic roll control, optimizing on-road performance and passenger comfort, by reducing the amount of body lean during cornering. By controlling the front and rear axles independently, it can help improve low-speed agility, along with enhanced high-speed stability and greater steering precision.



- 1 DRIVER ASSISTANCE
- 2 ULTIMATE CAPABILITY
- 3 COMPOSURE



## ALL TERRAIN PROGRESS CONTROL

All Terrain Progress Control (ATPC) is a system that helps you to set and maintain a steady speed in challenging conditions such as slippery surfaces, including mud, wet grass, snow and dirt roads. Operating like a cruise control system, it functions at low speed between 1 mph and 18 mph, enabling you to maintain full concentration on steering and finding a path through obstacles\*.

## LOW TRACTION LAUNCH

Providing you with optimum torque control when you move off from a standstill, Low Traction Launch can be activated from the Touchscreen and enhances capability in slippery conditions like wet grass and snow\*.

## HILL DESCENT CONTROL (HDC®)

The Land Rover patented Hill Descent Control (HDC®) is a standard feature. It assists the driver with controlled descents of difficult slopes. It does so by maintaining a constant speed and applying braking separately to each wheel\*.



<sup>1</sup>Standard on V8, P400 and P400e engines. Available as part of Off-Road Package on TdV6 and P360.

<sup>2</sup>Fitted to vehicles with P400 and V8 engines. <sup>3</sup>Fitted as standard with V8 and P400e engines. <sup>4</sup>Fitted as standard on V8 engines.

\*These systems are not a substitute for driving safely with due care and attention and will not function under all circumstances, speeds, weather and road conditions, etc. Driver should not assume that these features will correct errors of judgment in driving. Please consult the owner's manual or your local authorized Land Rover Retailer for more details.



# INFOTAINMENT

Delivering a wealth of information and entertainment, every Range Rover Sport is equipped with our Land Rover InControl® infotainment system, Touch Pro Duo. It features intuitive and advanced integrated technologies to ensure everyone can make the most of their trip\*.



## TOUCH PRO DUO\*

The standard 10" dual high-definition Touchscreens allow the user to view required information while simultaneously being able to interact with additional features, for increased flexibility and efficiency of use. For instance, you can use the navigation system in the upper screen while controlling media on the lower screen\*. Direct access to cabin and seat temperature controls are also available via the multi-function Dynamic Dials. For a truly elegant and streamlined appearance, the steering wheel also has hidden-until-lit, touch-sensitive switches as standard. One of these switches is programmable, so that it can be personalized to your preferences to accomplish a host of functions.



## INTERACTIVE DRIVER DISPLAY\*

The 12.3" high-definition Interactive Driver Display that can receive and project a vast amount of driving information, entertainment and data including navigation, phone and media. Its high resolution ensures the utmost clarity and its refined processing engine delivers smooth moving pin sharp graphics. Features can be accessed on either the Interactive Driver Display or the Touch Pro Duo Touchscreens.



## HEAD-UP DISPLAY

To reduce distraction or the need for you to take your eyes off the road, Head-up Display<sup>1</sup> is an option that presents key vehicle data such as your speed, gear position and navigation directions on the windshield. It features crystal clear full-color graphics in high resolution, enabling you to see all driver inputs and information with ease, including phone/call status. The feature can be turned on and off dependent on driver preference\*\*.



## REAR SEAT ENTERTAINMENT

The optional Rear Seat Entertainment system provides two 8" screens built into the rear of the front headrests or two 10" high-definition seat mounted articulating Touchscreens. It includes 'Trip Status', a navigation summary screen which displays a pop-up for the rear occupant detailing the time and distance to destination. Both systems come with a pair of WhiteFire® digital wireless headphones and HDMI, Mobile High-Definition Link (MHL) and USB connections.

\*Do not use Land Rover InControl® features under conditions that will affect your safety or the safety of others. Driving while distracted can result in loss of vehicle control.

\*\*These systems are not a substitute for driving safely with due care and attention and will not function under all circumstances, speeds, weather and road conditions, etc. Driver should not assume that these features will correct errors of judgment in driving. Please consult the owner's manual or your local authorized Land Rover Retailer for more details.

<sup>1</sup>For optimal performance, solar attenuating glass may be required. Please consult your Land Rover Retailer for further information.

WhiteFire® is a registered trademark of Unwired Technology LLC and any use of such marks by Land Rover is under license.

# CONNECTIVITY

Land Rover InControl® is a suite of standard features that connects you to your vehicle and links you seamlessly with the outside world. With a selection of apps, even when you're away from your vehicle, some of the InControl features stay with you making sure the Land Rover experience is more enjoyable than ever\*.

## STANDARD FEATURES

### VOICE RECOGNITION SYSTEM

So you can complete tasks without taking your eyes off the road, the Range Rover Sport offers intelligent voice recognition so you can concentrate on the road\*\*.

### PROTECT<sup>1</sup>

**Land Rover Optimized Assistance** – If you break down you can make a direct call to the Land Rover Assistance team by pressing the button on the overhead console or from the Assistance screen within the Remote smartphone app.

**SOS Emergency Call** – In cases where the airbags<sup>†</sup> deploy, SOS Emergency Call will automatically connect you to the emergency response team who will notify the emergency services to your location.

**Journey Tracking** – This opt-in feature can automatically record your trip history including your route and mileage statistics. This information can be exported by email to use for expense reporting and can be imported to a spreadsheet.

**Vehicle Status Check** – Use your smartphone to remotely check current fuel level range, and status of door and window position and locks. See the last parked location of the vehicle and find your way back to it with on-foot directions.

### NAVIGATION PRO

Navigation Pro\* allows you to save your favorite places, use swipe and pinch-to-zoom gestures for simple map exploration and can display a choice of either 2D or 3D crystal clear map graphics. Navigation Pro functionality is further enhanced by Connect Pro.

### CONNECT PRO<sup>1</sup>

Connect Pro\* consists of Remote, Pro Services with 4G Wi-Fi Hotspot<sup>††</sup> and InControl Apps, and is designed to enhance your in-car and out-of-car experience, ensuring you and your passengers enjoy the journey while remaining connected to the world.

Pro Services include:

- **Real Time Traffic Information\*** – Uses live traffic data feeds to give you the most accurate picture of what the traffic is like on the way to your destination.
- **Online Search\*** – Wherever you are, you can search the surrounding area for places of interest. The system can access expert destination information, travel tips and inspiration as well as online travel reviews of the local area.
- **Planning Routes and Door-to-Door Routing\*** – Before setting off, use the optional Route Planner app or online portal to search, save locations or set your destination. The app uses the Cloud to send your destination automatically to your vehicle's navigation screen. Once you've parked, the Route Planner app will guide you to your destination – a true door-to-door experience which includes public transportation options.

\*Do not use Land Rover InControl® features under conditions that will affect your safety or the safety of others. Driving while distracted can result in loss of vehicle control. \*\*Driving while distracted can result in loss of vehicle control. Do not operate, adjust or view the navigation or multimedia systems under conditions that will affect your safety or the safety of others. Only use mobile phones and other devices, even with voice commands, when it is safe to do so.

<sup>†</sup>Please remember that the safety belts in a vehicle constitute the primary protection system for driver and passengers in collisions. Airbags are not designed to deploy in all collisions. The airbag Supplemental Restraint System (SRS) is a supplement to the safety belts and is designed to work as a system with the safety belts. Although airbags provide additional protection, airbags without safety belts do not provide optimal protection in a crash. Always wear your safety belts. Children younger than 13 years old should always be properly restrained in a back seat, away from airbags. Never place an infant seat in the front seat. <sup>††</sup>The Wi-Fi Hotspot is intended for passenger use only. InControl features may require an additional subscription with separate terms and conditions.

<sup>1</sup>Protect and Connect Pro require a SIM with a suitable data contract. Online functionality and Wi-Fi connectivity is dependent on the installation of a micro SIM with a suitable data contract. Protect and Remote Premium contains subscription services that can be extended after the initial term advised by your Land Rover Retailer. InControl features, options and their availability may vary – check with your Land Rover Retailer for local market availability and full terms.

Information and images displayed in relation to the InControl technology, including screens or sequences, are subject to software updates, version control and other system/visual changes depending on options selected. Mobile network connectivity cannot be guaranteed in all locations. InControl Apps and Remote App will need to be downloaded from the Apple/Play Store. All in-car features should be used by drivers only when safe for them to do so. Drivers must ensure they are in full control of the vehicle at all times.



- **Share ETA\*** – You can share your estimated time of arrival so your selected contact(s) will know exactly when you will arrive, as calculated by the navigation guidance system. If you're running late, Share ETA can then send automatic updates via text messages or email, without any further action from you.
- **Satellite View\*** – When you want to get the context of your surroundings from overhead, simply switch to satellite view.
- **Fuel Prices\*** – When you're going to fill up, the Fuel Price service not only finds gas stations along your route, it also enables you to compare fuel prices so you can keep your costs down.
- **Commuter Mode\*** – Allows the system to learn your commutes and automatically advises you of the expected journey time based on live and historical traffic movements without you having to input a destination. The system learns the routes you take for a given destination and then advises which of those is the quickest. The feature can be turned on and off dependent on driver preference.
- **Parking Service\*** – As you approach your destination, you can see where parking is available. Simply tap on your preferred parking and the navigation system updates to direct you to it.
- **Online Routing\*** – While you're on your way to a destination the system monitors live traffic conditions and takes into account typical traffic patterns for that time of day, keeping you on the optimum route.
- **Online Media\*** – Allows for the aggregation of numerous content providers and their personalized content – such as Deezer and Tunes – that gives access to more than 40 million music tracks and four million on-demand programs and podcasts.



## REMOTE

**Remote** provides information on your vehicle and enables you to interact with it remotely. Compatible with most smartphones, Android Wear™ or Apple Watch®, this service includes:

- **Remote Lock/Unlock** – Lock or unlock your doors remotely with the click of a button. Simply press the 'lock' button on the Vehicle Security screen of the Remote smartphone app to single lock the doors, arm the alarm, fold in the side mirrors and close the windows. Press the 'unlock' button to unfold the side mirrors, turn on the dipped headlights and cause the hazard lights to flash twice.
- **Beep/Flash** – This feature turns on your Land Rover's hazard lights and dipped headlights, and sounds an audible alert to help you locate your vehicle.
- **Remote Start with Preheat/Precool** – Remote engine start and remotely preheat/precool your Land Rover using the climate control function.

## REMOTE – PHEV ENHANCEMENTS

- **Charging Status Information** – Stay continually updated with key battery function indicators including charge state, charging status, charge rate, plug state and estimated EV range.
- **Remote Control Actions** – Use your smartphone to remotely start and stop charging, manage charging costs and even set the maximum state of charge.

## LAND ROVER INCONTROL® APPS™

**InControl Apps** technology allows vehicle-optimized apps on your Android™ or Apple® smartphone to be controlled through the vehicle's Touchscreen, including contacts, calendar and music player via a USB cable. You can also download third-party apps offering a vast range of services. Applications<sup>3</sup> include:

- **Spotify**<sup>1</sup> – Access a library of more than 30 million songs with this seamlessly integrated app – the first true in-car, Spotify experience. Featuring all the same intuitive functionality as the Spotify smartphone app, you can search songs, stations and recommendations, create playlists and access your music in offline mode. Simply log in using your existing Spotify Free or Spotify Premium account.
- **Tile**<sup>2</sup> – Helps you find lost or misplaced items in seconds. Attach a tiny Bluetooth® tracker Tile to your keys, wallet or bag. The easy-to-use Tile app can then help you find these items should they be misplaced. The app is accessible any time through your vehicle's Touchscreen, allowing you to make sure you have everything you need with you, before you set off on your trip.

<sup>1</sup>Only available on Apple® smartphones. Not available on Android™ smartphones. <sup>2</sup>Requires InControl Apps. Bluetooth tracker tiles must be purchased separately. ©2016 Tile Inc. Tile and the Tile design are trademarks of Tile, Inc.

<sup>3</sup>Do not use Land Rover InControl® features under conditions that will affect your safety or the safety of others. Driving while distracted can result in loss of vehicle control.


InControl features, options and their availability remain market dependent – check with your Land Rover Retailer for local market availability and full terms. Information and images displayed in relation to the InControl technology, including screens or sequences, are subject to software updates, version control and other system/visual changes depending on options selected. Mobile network connectivity cannot be guaranteed in all locations. InControl Apps and Remote App will need to be downloaded from the Apple/Play Store.

The Bluetooth word mark and logos are owned by the Bluetooth SIG, Inc. and any use of such marks by Land Rover is under license. iPhone® is a registered trademark of Apple Inc., registered in the US and other countries. Please ensure iPhone compatibility is reviewed with your local Land Rover Retailer.



# AUDIO

A vehicle's cabin is the ideal place within which to experience your personal choice of music and the Range Rover Sport has the option of four different audio systems to bring your music to life:



Meridian™ Signature Sound System with 22 speakers and a dual channel subwoofer.

## ENHANCED SOUND SYSTEM

Outstanding acoustic range through eight speakers.

## MERIDIAN™ SOUND SYSTEM

Great definition, crystal clear highs and full, deep bass – delivered through the careful arrangement of 12 speakers and a dual channel subwoofer.

## MERIDIAN SURROUND SOUND SYSTEM

All the fullness and clarity of a live performance delivered through an arrangement of 18 speakers and a dual channel subwoofer – seamlessly brought together using Trifield™ technology. Exclusive to Meridian, Trifield perfectly blends the center and surround channels with left and right channels ensuring an optimum, consistent sound experience for each passenger.

## MERIDIAN SIGNATURE SOUND SYSTEM

This delivers truly life-like reproduction, creating a profound, personal sound experience for every seat. World-first Trifield 3D technology takes surround sound to the next level, the Signature Sound System includes 22 speakers and a dual channel subwoofer. Incredibly authentic, the sense of cabin space is expanded to a 3D experience – rendering all the instruments, performers and venues of your favorite performances in true scale and location.

## SIRIUSXM® SATELLITE RADIO\* AND HD RADIO™

Equipped as standard SiriusXM and HD radio technology offers improved sound quality, and a wide choice of stations and entertainment.

MODEL AVAILABILITY	SE	HSE	HST	SUPERCHARGED DYNAMIC	AUTOBIOGRAPHY	SVR
Enhanced Sound System	■	-	-	-	-	-
Meridian™ Sound System	□	■	-	■	-	-
Meridian™ Surround Sound System	□	□**	■	□	■	■
Meridian™ Signature Sound System	-	-	□	□	□	□

■ Standard □ Optional - Not Available.

\*A 3-month trial subscription to the Sirius All Access package is included with the vehicle, which gives you access to 150+ channels of premium programming. Plus you can stream SiriusXM on your computer, smartphone or tablet – it's included in your trial. If you decide to continue service after your trial, the subscription plan you choose will automatically renew thereafter and you will be charged according to your chosen payment method at then-current rates. Fees and taxes apply. To cancel you must call SiriusXM at 1-866-635-2349. See the 22 SiriusXM Customer Agreement for complete terms at [siriusxm.com](http://siriusxm.com). All fees and programming are subject to change. SiriusXM satellite radio is not available in Alaska or Hawaii. \*\*Standard on P400e only.



## MERIDIAN™

Formed in 1977 in Cambridgeshire, England, Land Rover’s audio partner Meridian has pioneered many firsts including active speakers and the world’s first digital surround sound processor.

Meridian’s audio technology input has helped ensure that the Range Rover Sport is the most superb space within which to experience sound. Meridian Cabin Correction technology was utilized to analyze cabin shape, acoustics and resonance characteristics in order to help remove unwanted sounds.

The advanced algorithm ensures that the rhythm, punch and timing of any piece of music are heard precisely how the artist intended, providing a consistently exceptional quality audio experience for all passengers in the vehicle.



## DIGITAL SIGNAL PROCESSING

Brings all elements of the audio system together as one, for performance that would otherwise require significantly larger speakers.



## MERIDIAN CABIN CORRECTION

The advanced algorithm of Meridian’s Cabin Correction tailors the sound experience to the precise acoustics of the interior.



## MERIDIAN DIGITAL DITHER SHAPING

To maintain the quality of musical recordings, they are converted into a common digital format. Meridian Digital Dither Shaping ensures that digital signal conversions are made smoothly and seamlessly, preserving the finest details of the audio performance. The result is authentic musical conversion, evoking the emotions of the original recording.














## TRIFIELD™

Exclusive to Meridian, Trifield blends the center and surround channels seamlessly with left and right channels, delivering a consistent, concert-like experience for all occupants.



## TRIFIELD 3D

Building on Meridian’s proven Trifield surround sound technology – world-first in-car Trifield 3D truly brings musical performances to life. Through the addition of dedicated height channels, the sense of cabin space is expanded to a 3D experience, for a supreme sense of scale and definition to your music.

	UNIQUE MERIDIAN TECHNOLOGY	SPEAKERS	WATTS
ENHANCED SOUND	N/A	8	250
MERIDIAN™ SOUND	  	13	380
MERIDIAN™ SURROUND SOUND	   	19	825
MERIDIAN™ SIGNATURE SOUND	   	23	1700

Meridian is a trademark of Meridian Audio Ltd.  
Trifield and the “three fields” device is a trademark of Trifield Productions Ltd.  
Features and their availability may differ by vehicle specification and market.

# DRIVER ASSISTANCE

## MAKING DRIVING EASIER

From negotiating city traffic or the highway, to providing additional assistance for you and your passengers, there's a wealth of innovative technologies available; either as standard or as part of an optional package. Whichever you choose, you'll find every single feature has been designed and engineered to heighten your enjoyment of the vehicle.

## DRIVE FEATURES



Lane Departure Warning



Adaptive Cruise Control with Stop & Go

- **Cruise Control and Speed Limiter** allows the driver to maintain the current speed of the vehicle without the need for continued use of the accelerator pedal, making driving easier and more enjoyable. The Speed Limiter will also allow the driver to pre-set a maximum specified speed which the vehicle will not exceed. Both functions can be easily turned on or off by the driver as desired\*.
- **Emergency Braking** can help to prevent foreseeable collisions with other vehicles or pedestrians. If a potential frontal collision is detected, a warning is displayed to alert you to take action. A camera at the front of the vehicle monitors at speeds from 3 mph to 50 mph for frontal collisions and 3 mph to 37 mph\*\* for pedestrians. If a collision is still anticipated and you have taken no action†, this system will apply the brakes to help reduce the severity of the possible impact\*.
- **Lane Departure Warning** can help make long trips more enjoyable. The system is designed to sense when your vehicle is unintentionally drifting out of your lane, and to notify you with a visual alert and a gentle vibration of the steering wheel\*.

- **Adaptive Cruise Control with Stop & Go** works when you're cruising on the highway or traveling in slow-moving traffic, it is designed to keep your vehicle a set distance from the one in front should it slow or stop. Should the vehicle in front stop completely, your vehicle is designed to come to a smooth stop\*. In stop-start traffic, Adaptive Cruise Control will automatically resume following the car in front. The system can be activated from 12 mph up to highway speeds\*\*.
- **High-Speed Emergency Braking** is designed to detect when a potential frontal collision with another vehicle may occur and displays a forward alert to warn the driver to brake. If the driver doesn't react†, the vehicle will deploy the brakes in order to reduce the severity of the possible impact\*. High-speed Emergency Braking is ready and active from 6 mph to 99 mph\*\*.

\*These systems are not a substitute for driving safely with due care and attention and will not function under all circumstances, speeds, weather and road conditions, etc. Driver should not assume that these features will correct errors of judgment in driving. Please consult the owner's manual or your local authorized Land Rover Retailer for more details. \*\*Always follow local speed limits. †Please note that if any action is taken, even minimal steering, the Emergency Braking/High-speed Emergency Braking system will assume the driver resumed control of the vehicle and the system will automatically disengage.

## OPTIONAL DRIVE PACKAGES

### DRIVE PACKAGE<sup>1</sup>



Traffic Sign Recognition with Adaptive Speed Limiter

The optional Drive Package offers a range of features that help keep you informed.

The Drive Package includes:

- **Driver Condition Monitor** is designed to detect if you're starting to feel drowsy and gives you an early warning when you need to take a break\*.
- **Blind Spot Monitor** is designed to alert you to vehicles in, or quickly approaching your blind spot. When a vehicle is detected, a small warning light will illuminate in the corresponding side mirror. If you apply the turn signal in the direction of the obstacle, the warning light will flash to highlight potential danger\*.
- **Traffic Sign Recognition** keeps you informed and aware on the road, by displaying speed limits and no passing signs in the instrument cluster, where they can easily be seen. When activated, Adaptive Speed Limiter uses Traffic Sign Recognition information to adjust your vehicle's speed accordingly\*.
- **The Adaptive Speed Limiter** uses data from the Traffic Sign Recognition system to automatically select speed limit. If the system detects the vehicle is above the speed limit, such as when entering a lower limit, the accelerator will be disabled allowing the vehicle to coast down to the limit. The driver can also apply the brakes to achieve this more quickly\*.

### DRIVE PRO PACKAGE



Blind Spot Assist

For an even more relaxed drive the optional Drive Pro Package contains a wide range of driver assistance features including the Driver Condition Monitor and Traffic Sign Recognition in the Drive Package, plus:

- **Lane Keep Assist** is designed to detect when your vehicle is unintentionally drifting out of your lane, and to gently apply a corrective torque to the steering wheel, encouraging you to guide your vehicle back\*.
- **Blind Spot Assist** is designed to provide assistance in the event of a foreseeable collision. If your vehicle detects another car in your blind spot when you begin to change lanes, a small warning light illuminates in the corresponding side mirror and a steering torque encourages you to guide your vehicle away from the approaching vehicle\*.
- **Adaptive Cruise Control with Stop & Go** – See page 34 for description.
- **High-speed Emergency Braking** – See page 34 for description.

<sup>1</sup>Only available on SE.

## PARK FEATURES



Front and Rear Parking Aid

- **Front and Rear Parking Aid** helps make maneuvering even easier. When you select Reverse, or choose to activate them manually, sensors located in the front and rear bumpers are triggered. As you park, the Touchscreen display and audio feedback indicates how close you are to obstacles\*.
- **Rear Camera** provides improved visibility when reversing. Static lines representing the vehicle's outer perimeter and predicted path are superimposed on the rearward image, to make parking in tight spots as easy as possible\*. This valuable parking aid also helps when hitching a trailer.



360° Surround Camera

- **360° Surround Camera** uses four digital cameras discretely placed around the vehicle, providing a 360° overhead view on the Touchscreen. With the capacity to display several different views at the same time, this helps with various maneuvers from parking by a curb, to getting in and out of tight spaces and intersections\*.



## OPTIONAL PARK PACKAGES

### PARK PACKAGE<sup>1</sup>



360° Parking Aid

The optional Park Package assists you with maneuvering in tight spaces and in city environments, it features:

- **360° Parking Aid** gives you assistance when maneuvering in tight spaces. Sensors located around the vehicle are automatically triggered when Reverse is selected, or can be manually activated, with a graphic appearing on the Touchscreen showing an overhead view of the vehicle. As you park, the Touchscreen display and audio feedback indicates how close you are to obstacles\*.
- **Rear Traffic Monitor** is particularly useful when reversing out of a parking spot. The system warns you of vehicles, pedestrians or other hazards approaching from either side of your vehicle. It will alert you with both audio and visual warnings so you know what's behind you even when the view is obstructed\*.
- **Clear Exit Monitor** alerts rear passengers to any approaching cars, cyclists or other hazards before they leave the vehicle. As the rear seat passenger pulls the door handle to leave your vehicle, a warning light will flash on the rear door if an incoming obstacle is detected\*.

### PARK PRO PACKAGE




Park Assist

The optional Park Pro Package enables you to park and maneuver more easily in and out of tight spaces and into traffic that is obscured by buildings or other vehicles. It includes the 360° Parking Aid, Rear Traffic Monitor and Clear Exit Monitor in the Park Package\*, plus:

- **Park Assist** makes parallel and perpendicular parking easier than ever by steering your vehicle into a suitable space. You just have to select the appropriate gear and control the vehicle's speed with the brake and accelerator pedals. Graphics and notifications guide you through the maneuvers. Park Assist will also steer you out of a parallel space, taking the stress out of parking\*.

<sup>1</sup>Only available on SE.




## DRIVER ASSIST PACKAGE

The optional Driver Assist Package offers a wide range of driver aids, including the features found in the Drive Pro Package (see page 35), the Park Pro Package (see page 37) and the 360° Surround Camera. It also includes new Adaptive Cruise Control with Steering Assist. This latest technology makes highway driving and heavy traffic situations even easier and more comfortable. It is designed to achieve this by gently assisting steering, acceleration and braking to center the vehicle in lane while maintaining a set distance from vehicles ahead. Moderate steering interventions ensure that the physical effort of maintaining a central vehicle position is reduced\*.

  
FRONT CAMERA

  
FRONT RADAR

\*These systems are not a substitute for driving safely with due care and attention and will not function under all circumstances, speeds, weather and road conditions, etc. Driver should not assume that these features will correct errors of judgment in driving. Please consult the owner's manual or your local authorized Land Rover Retailer for more details.



#### ADAPTIVE CRUISE CONTROL WITH STEERING ASSIST\*

Adaptive Cruise Control with Steering Assist can be activated from 12 mph and once activated will operate between 0 mph and highway speeds. It begins functioning when you depress the 'Set' cruise button. A camera and radar then work together to track vehicles and lanes ahead to maintain a central position for your vehicle, and moderate its speed according to the behavior of the traffic ahead of you. If the vehicle ahead slows, even to a standstill, the feature automatically slows your vehicle, and it can help bring it to a stop where necessary, to maintain a relaxed and composed drive in busy traffic situations.

Adaptive Cruise Control with Steering Assist works with you; as you keep your hands on the wheel anticipating the road ahead, the system assists with steering, braking and acceleration. Should you remove your hands from the wheel, the vehicle will provide a warning. If the warning is not heeded then the Steering Assist is deactivated but the Adaptive Cruise Control remains active\*.



## EFFICIENT TECHNOLOGIES

### SUSTAINABLE BY DESIGN

Land Rover are committed to producing vehicles that use more sustainable materials, produce less waste and use fewer natural resources as part of our approach to sustainable business. The development process of the Range Rover Sport has included a full life cycle assessment and has been designed to be 85 percent recyclable/re-usable and 95 percent recoverable at the end of the vehicle's life.

Our innovative design enables the use of a unique alloy in the vehicle body, made from up to 50 percent recycled aluminum derived from our closed loop manufacturing process, retaining quality and performance but delivering lower life cycle CO<sub>2</sub> emissions. Closed loop manufacturing means taking the scrap from the body pressings process, segregating it and re-melting it back into quality sheet aluminum at our supplier, to be used again to press out body panels, thereby reducing the need to use primary aluminum.



## ENGINE MANUFACTURING CENTER

Jaguar Land Rover's Engine Manufacturing Center, where our Ingenium engines are developed, features the largest rooftop solar panel installation in the UK. Comprising no fewer than 22,600 individual panels which are capable of providing up to 6.2MW, the panels have the capacity to provide up to 30 percent of the site's energy needs, which could reduce the CO<sub>2</sub> footprint by approximately 2,400 tons per year.

## ECO MODE

ECO mode ensures the vehicle runs more efficiently and economically by using software to implement a range of actions from softening the pedal on throttle and gear changes to retuning the heating, ventilation and air conditioning when in Auto mode and switching off heated door mirrors.

## LOW CO<sub>2</sub> TECHNOLOGIES

Range Rover Sport powertrains incorporate a variety of low CO<sub>2</sub> technologies such as our intelligent Stop/Start system. Mild Hybrid Electric Vehicle (MHEV) – considered the next generation of Stop/Start technology – takes this even further, as well as our latest Plug-in Hybrid Electric Vehicle (PHEV) ensuring both optimum performance and efficiency.



## DRIVER ASSISTANCE

# DRIVER ASSISTANCE

With its strong, powerful stature, the Range Rover Sport provides a strong all-aluminum monocoque body, while the elevated Sports Command Driving Position provides enhanced visibility. You can see more of the road and be easily seen by other road users, providing an enhanced feeling of confidence.

It has also been engineered to include a wealth of standard features to assist you and your passengers:

**Dynamic Stability Control (DSC)** monitors the dynamic behavior of the Range Rover Sport, intervening to enhance vehicle stability. DSC reduces engine torque and applies braking to the appropriate wheels to correct the vehicle's direction of travel by counteracting understeer or oversteer\*.

**Anti-lock Braking System (ABS)** allows the vehicle to maintain traction with the road surface while braking and prevents wheels from locking – thereby retaining the vehicle's ability to steer. The system helps to shorten the braking distance.

**Electronic Brake-force Distribution (EBD)** automatically varies the braking force to each axle in order to help reduce stopping distance, while still maintaining stability and the vehicle's ability to steer\*.



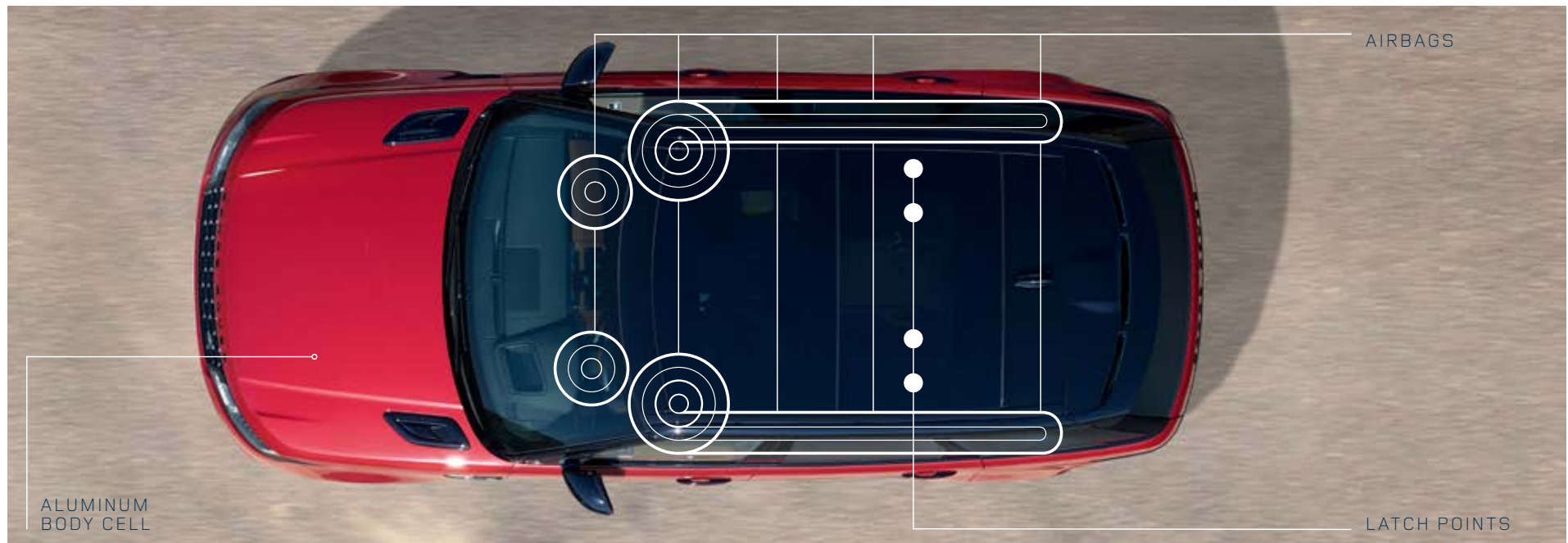
**Electronic Traction Control (ETC)** enhances traction and stability by controlling wheel spin. The ETC system reduces torque to the spinning wheel, then applies braking to the wheel, if required\*.

**Cornering Brake Control (CBC)** automatically varies the braking force to each wheel when the vehicle's brakes are applied around a corner and the limit of grip is reached. The system is designed to prevent the vehicle's wheels from locking up and skidding in this event through varying the braking force applied to each wheel\*.

**Roll Stability Control (RSC)** is integrated with DSC and is designed to help reduce the possibility of rollover, while providing agility and ability to steer around obstacles. It monitors the vehicle motion and cornering forces to detect any potential risk of rollover. When risk is detected, braking is applied to the outside front wheel to reduce forces which contribute to rollover\*.

**Emergency Brake Assist (EBA)** understands when you apply the brakes quickly but without the necessary force to maximize stopping performance. It boosts the brake pressure through the ABS pump to help reduce the stopping distance.

**Airbags\*\* and LATCH.** For easier installation, LATCH points for baby/child seat restraints on the rear seats are easy to access and additional protection is offered by seat belt retensioners, which activate in conjunction with the Supplementary Restraint System (SRS) to provide extra protection in the event of a severe frontal impact. They automatically reduce any slack in a seat belt to reduce forward movement. To further protect you, there is a comprehensive system of airbags including driver and passenger airbags, side curtain and thorax.



\*\*Please remember that the safety belts in a vehicle constitute the primary protection system for driver and passengers in collisions. Airbags are not designed to deploy in all collisions. The airbag Supplemental Restraint System (SRS) is a supplement to the safety belts and is designed to work as a system with the safety belts. Although airbags provide additional protection, airbags without safety belts do not provide optimal protection in a crash. Always wear your safety belts. Children younger than 13 years old should always be properly restrained in a back seat, away from airbags. Never place an infant seat in the front seat.







# LIGHTING TECHNOLOGY

The Range Rover Sport features all-round exterior LED lighting with standard features, including signature Daytime Running Lights, automatic headlights and power wash. LED lights are designed to last. Also, the quality of light produced is closer to daylight conditions, so driving at night becomes less tiring.

The Premium LED headlights can be enhanced by the optional Auto High Beam Assist which turns on the main beam and lowers it when other road users are detected. This feature provides maximum light while minimizing the impact on other road users.

HEADLIGHT FEATURES	PREMIUM LED HEADLIGHTS WITH SIGNATURE DRL
Number of LEDs per vehicle	24
Auto High Beam Assist (AHBA)	<input type="checkbox"/>
Headlight power wash	<input checked="" type="checkbox"/>





AUTOMATIC ACCESS HEIGHT 2 INCHES

## VERSATILITY

# TRULY FLEXIBLE

### AUTOMATIC ACCESS HEIGHT

The Range Rover Sport has the versatility to meet all your needs, while the exemplary levels of comfort are complemented by a range of innovative features which add to the convenience, luxury and ease of every journey.

**Automatic Access Height**, as part of the Electronic Air Suspension allows you to get in and out of the vehicle with greater ease and elegance as, when activated, this feature lowers the vehicle by as much as 2 inches when the vehicle comes to a halt and the door is opened. The optional Clear Exit Monitor provides an alert to rear seat passengers prior to them leaving the vehicle to prevent the door opening into approaching obstacles. The vehicle is also available with optional Soft Door Close to provide power latching on the front and rear doors.

### INTERIOR CLIMATE

To prevent the cabin from overheating in the sun and minimize demands on the air conditioning, the **auto sunblind**<sup>1</sup> closes automatically when passengers have disembarked and the doors locked. When the vehicle is re-opened, the sunblind returns to the position prior to it auto-closing. The **gesture sunblind**<sup>1</sup> provides intuitive forward/backward gesture control of the blind, allowing the driver to concentrate on the road ahead.

<sup>1</sup>Standard when panoramic roof is specified.



5+2 SEATS<sup>2</sup>  
7.8 CUBIC FEET



5 SEATS  
27.5 CUBIC FEET



4 SEATS  
40.7 CUBIC FEET



3 SEATS  
46.4 CUBIC FEET



2 SEATS  
59.5 CUBIC FEET

The optional Cabin Air Ionization with Nanoe technology ionizes particles in the air, making them attract to surfaces and thus helping to cleanse the air. It can be switched on or off. Four-zone Climate Control, part of Climate Control Package, helps make life more comfortable for everyone, utilizing a fully independent rear heating and air conditioning unit to ensure all occupants enjoy optimum comfort.

## CARGO SPACE

The Range Rover Sport has a generous 27.5 cubic feet of available cargo space or up to 59.5 cubic feet when the rear seats are stored flat. All models come with a 60:40 split second row seat as standard, with load through feature (ideal for long items such as skis). The versatile seating accommodates up to seven occupants. The optional 5 + 2<sup>2</sup> arrangement has two seats stored under the floor of the luggage compartment, which are split 50/50, with no loss of cargo space. The second row seats have forwards/backwards movement of 3.9 inches allowing for better access to the third row.

<sup>2</sup>Not available on P400, P400e or SVR. On P400e variants, the cargo space capacity is reduced by up to 2.7 cubic feet and the cargo space floor is raised by 1.8 inches. Please contact your local Land Rover Retailer for more information.

Nanoe™ is a trademark of Panasonic Corporation.

The third row seats are suitable for use by older children who can either use the adult belt or a booster seat in conintersection with the adult belt. They are not suitable for smaller children who require a child seat where the adult belt is not used directly to restrain the child.





## BUSINESS

### POWER AND STORAGE

With a flexible and contemporary interior, the Range Rover Sport is designed to enhance your business activities.

With **two optional 110V power outlets\*** and **five USB ports** located throughout the cabin, multiple electronic devices can be charged on the go. And to ensure your cabin is clutter-free, there is increased storage space, from a recess specifically for smartphones to the upper glovebox and deep storage compartments.

The optional **front center console refrigerator compartment** provides the luxury of cooling drinks on demand. It can accommodate up to four 16 oz. bottles and maintain them at a temperature of 41°F, with the ability to achieve 23°F degrees for short periods to deliver rapid cooling. A border light indicates when the cooler has been switched on.





## LEISURE

### ACTIVITY KEY

With the optional **Activity Key** you can enjoy your favorite activities, and keep your vehicle key securely in the vehicle. For extra convenience, you can strap the Activity Key to your wrist. The wristband is robust and fully waterproof, allowing you to take part in a range of activities from cycling to swimming. Simply touch your Activity Key on the tailgate (behind the letter R in the Range Rover script) to lock or unlock the vehicle and deactivate or reactivate the conventional key fob.

### TAILGATE

Access to the considerable rear space is now more convenient than ever. **Rear Height Adjust** lowers the rear suspension by up to 2 inches when the tailgate is opened. This creates a more natural ramp angle, with the lowered rear improving both cargo space accessibility and ease of loading. **Powered gesture tailgate** allows you to open and close the tailgate from the curb without needing to touch either the vehicle or the key fob. And as the system is compatible with optional towing solutions, you can still tackle demanding situations with the least amount of fuss.





## TOWING

With a towing capacity of up to 7,716 lbs<sup>1</sup> and by incorporating tailored technologies, Range Rover Sport can handle the most demanding of tasks.

### TOW HITCH ASSIST

Tow Hitch Assist makes coupling a trailer to the vehicle much easier by helping you visualize the hitching process; it displays the predicted path of the vehicle tow ball towards the trailer tow bar on the Touchscreen\*.

### REAR HEIGHT ADJUST

Rear Height Adjust allows the use of switches in the cargo space or on the key fob to lower the rear suspension height by up to 2 inches – useful when loading or unloading cumbersome items, or when hitching, unhitching or loading a trailer.

### TOW ASSIST

On the road, the Tow Assist feature helps with reversing by predicting the trailer's direction. You can even choose your trailer's width for precise guidelines displayed on the Touchscreen. Standard with 360° Surround Camera\*.

### ADVANCED TOW ASSIST

Advanced Tow Assist allows you to control the direction of your trailer when reversing by using the rotary Terrain Response® 2 controller. The optional system will control the vehicle's steering to achieve the desired trailer trajectory\*.

### TRAILER STABILITY ASSIST

Trailer Stability Assist (TSA) gives you greater stability when towing. Should TSA detect a dangerous trailer sway situation is developing, it can help you regain control by gradually reducing the speed through lowering engine power and applying the brakes individually on each side of the vehicle to help control the sway\*.

\*These systems are not a substitute for driving safely with due care and attention and will not function under all circumstances, speeds, weather and road conditions, etc. Driver should not assume that these features will correct errors of judgment in driving. Please consult the owner's manual or your local authorized Land Rover Retailer for more details.

<sup>1</sup>15,511 lbs limit on P400e models. 6,613 lbs limit on SVR models.

Vehicle shown: Range Rover Sport Autobiography in Firenze Red with optional equipment.









## RANGE ROVER SPORT SVR



### SPECIAL VEHICLE OPERATIONS

Designed and engineered by Special Vehicle Operations (SVO) – the Land Rover Center of Excellence for bespoke commissions, luxury editions and performance models – the Range Rover Sport SVR is our fastest and most capable performance SUV ever. With a bold, assertive design and an even more exhilarating performance, the SVR stirs the emotions like no other Land Rover.

### PERFORMANCE AND DESIGN

The 5.0 liter V8 Supercharged Gas 575HP engine delivers a powerful 516 lb-ft of torque, taking it from 0-60 mph in 4.3 seconds and to a top speed of 176 mph\*. SVR Dynamic Response is enhanced so that the vehicle corners flatter and faster than any other Land Rover, while SVR Sport Suspension is optimized for performance and delivers improved handling. The integrated quad-tailpipes with Active Exhaust provide its distinctively throaty engine sound. And with mud and snow tires available on 22" wheels, this vehicle now delivers breathtaking SVR performance in the most challenging conditions.

The all-round enhanced capability of the SVR is accentuated by the broad shouldered, muscular stance. A look that is complemented by a unique mesh grille and side fender vents in Narvik Black. Design is purposeful with features optimizing both form and function. Engine cooling is supported by the hood's integrated functional air vents, and airflow to the brakes is improved by the enhanced front bumper.

The exterior is now more compelling than ever with stunning 21" wheels and a unique body-colored Carbon Fiber hood as standard, which also contributes to its lighter weight and overall performance. The hood can also be specified in striking, exposed Carbon Fiber which dramatically enhances the SVR's sporting character.

A range of options offer a high degree of personalization including 22" lightweight SVR alloy wheels and brake calipers in Red or Gloss Black.

This is further enhanced by the optional SVR Carbon Fiber engine cover, which provides the benefit of being lightweight and adds a premium finish to the engine compartment.

\*Always follow local speed limits.

Vehicle shown: Range Rover Sport SVR in Velocity with optional equipment.





## INTERIOR

The fastest Land Rover SUV takes driver and passenger comfort to the very highest levels.

Providing a supreme degree of comfort and control, the lightweight Range Rover Sport SVR Performance seats in Windsor leather are heated as standard and offer cooling as an option. These sleeker seats are available in four color combinations and Cut Diamond perforation styling.

This vehicle is unmistakably SVR. The unique, sportier steering wheel has trim matched to the interior color with SVR branding. The SVR logo is also embossed on the headrest and highlighted on the fascia center panel. More dynamic touches are delivered throughout with the use of premium finishers including Satin Brushed Aluminum and Grand Black. Further refinements are available, including the Gloss Carbon Fiber trim finisher with a Gloss Carbon Fiber lower finisher on the steering wheel.







## SPECIFICATIONS



# CHOOSE YOUR MODEL

Each model has a choice of engines and unique features. This guide will help you to select your ideal Range Rover Sport. On the following pages you will see the standard features for each model: SE, HSE, HST, Supercharged Dynamic, Autobiography and SVR.

To find out more and see your model specification, configure your Range Rover Sport at [landroverusa.com](http://landroverusa.com)



For full feature and option availability please refer to the accompanying Specification Guide or visit your local Land Rover Retailer.

\*These systems are not a substitute for driving safely with due care and attention and will not function under all circumstances, speeds, weather and road conditions, etc. Driver should not assume that these features will correct errors of judgment in driving. Please consult the owner's manual or your local authorized Land Rover Retailer for more details. \*\*Do not use Land Rover InControl® features under conditions that will affect your safety or the safety of others. Driving while distracted can result in loss of vehicle control. †Driving while distracted can result in loss of vehicle control. Do not operate, adjust or view the navigation or multimedia systems under conditions that will affect your safety or the safety of others. Only use mobile phones and other devices, even with voice commands, when it is safe to do so.





## STANDARD FEATURES FOR ALL MODELS

### DYNAMICS

- Electronic Air Suspension
- 8-speed Automatic Transmission
- All Wheel Drive (AWD)\*
- Electric Power Assisted Steering (EPAS)
- Dynamic Stability Control (DSC)\*
- ECO mode
- Low Traction Launch\*
- Electronic Traction Control (ETC)\*
- Roll Stability Control (RSC)\*
- Cornering Brake Control (CBC)\*
- Hill Descent Control (HDC®)\*
- Electric Parking Brake (EPB)
- Electronic Brake-force Distribution (EBD)
- Gradient Acceleration Control (GAC)\*
- Gradient Release Control (GRC)\*.

### EXTERIOR FEATURES

- Roof rack mounting provisions
- Heated rear window
- Acoustic laminated windshield
- Rain sensing windshield wipers.

### EXTERIOR LIGHTING

- Automatic Premium LED headlights
- Daytime Running Lights (DRL)
- LED tail lights
- Follow me home lighting
- Center high mounted stop light
- Rear fog lights
- Headlight power wash.

### WHEELS AND TIRES

- Tire Pressure Monitoring System (TPMS).

### TOWING

- Trailer Stability Assist (TSA)\*
- Electrical towing preparation
- Front and rear recovery eyes.

### INTERIOR FEATURES

- Multi-function steering wheel
- Sunvisors with illuminated vanity mirrors
- Electric windows with one-touch open/close and anti-trap
- Lockable upper and lower fascia glovebox
- Front and rear cupholders
- Front and rear grab handles
- Driver footrest
- Front door storage space.

### CONVENIENCE

- Push Button Start
- Center console with armrest
- Rear center armrest
- Cargo space light
- Cargo space mounting provisions
- 60:40 split second row seats with load through feature.

### INFOTAINMENT

- Touch Pro Duo\*\*
- 12.3" Interactive Driver Display\*\*
- Navigation Pro†
- Protect

- Pro Services and 4G Wi-Fi Hotspot††
- InControl® Apps™\*\*
- Remote
- Voice control
- Power sockets
- All Terrain Info Center
- Bluetooth® connectivity†.

### DRIVER ASSISTANCE\*

- Emergency Braking††
- Emergency Brake Assist
- Lane Departure Warning
- Cruise Control and Speed Limiter
- Front and Rear Parking Aid.

### SAFETY

- Anti-lock Braking System (ABS)
- Perimetric alarm
- Customer configurable autolock
- Height adjustable seatbelts
- Customer configurable single point entry
- Power operated child locks
- Rear LATCH on outer seats
- Front airbags, with passenger seat occupant detector†
- Seat belt pre-tensioners.

††The Wi-Fi Hotspot is intended for passenger use only. InControl features may require an additional subscription with separate terms and conditions. \*Please remember that the safety belts in a vehicle constitute the primary protection system for driver and passengers in collisions. Airbags are not designed to deploy in all collisions. The airbag Supplemental Restraint System (SRS) is a supplement to the safety belts and is designed to work as a system with the safety belts. Although airbags provide additional protection, airbags without safety belts do not provide optimal protection in a crash. Always wear your safety belts. Children younger than 13 years old should always be properly restrained in a back seat, away from airbags. Never place an infant seat in the front seat. †Please note that if any action is taken, even minimal steering, the Emergency Braking system will assume the driver resumed control of the vehicle and the system will automatically disengage.

## SELECT YOUR RANGE ROVER SPORT MODEL

SE



HSE





	SE (IN ADDITION TO STANDARD FEATURES)	HSE (IN ADDITION TO STANDARD FEATURES)
<b>WHEELS</b>	<ul style="list-style-type: none"> <li>– 19" 5 split-spoke 'Style 5001' alloy wheels</li> <li>– Reduced section alloy spare wheel.</li> </ul>	<ul style="list-style-type: none"> <li>– <b>20" 5 split-spoke 'Style 5084' alloy wheels</b></li> <li>– Reduced section alloy spare wheel<sup>1</sup>.</li> </ul>
<b>EXTERIOR FEATURES</b>	<ul style="list-style-type: none"> <li>– Shadow Atlas grille mesh with Bright trim</li> <li>– Bright Silver hood vent and side vent detail on Gloss Black surrounds</li> <li>– Bright Silver hood and tailgate script</li> <li>– Gloss Black tailgate appliqué</li> <li>– Unpainted sills, bumper corners and tow eye cover surrounds</li> <li>– Body-colored mirror caps</li> <li>– Auto-dimming, power fold, heated door mirrors with memory and approach lights</li> <li>– Privacy glass</li> <li>– Solar attenuating windshield</li> <li>– Integrated exhaust.</li> </ul>	<ul style="list-style-type: none"> <li>– Shadow Atlas grille mesh with Bright trim</li> <li>– Bright Silver hood vent and side vent details on Gloss Black surrounds</li> <li>– Bright Silver hood and tailgate script</li> <li>– Gloss Black painted sills and bumper corners</li> <li>– Gloss painted tow eye cover surrounds</li> <li>– Bright Silver tailgate appliqué</li> <li>– <b>Fixed panoramic roof</b></li> <li>– Auto-dimming, power fold, heated door mirrors with memory and approach lights</li> <li>– Privacy glass</li> <li>– Solar attenuating windshield</li> <li>– Integrated exhaust.</li> </ul>
<b>EXTERIOR LIGHTING</b>	<ul style="list-style-type: none"> <li>– Premium LED headlights with signature DRL.</li> </ul>	<ul style="list-style-type: none"> <li>– Premium LED headlights with signature DRL</li> <li>– <b>Front fog lights.</b></li> </ul>
<b>INTERIOR FEATURES</b>	<ul style="list-style-type: none"> <li>– Grained leather seats</li> <li>– 14-way powered front seats with memory</li> <li>– Dark Satin Brushed Aluminum trim finisher</li> <li>– Morzine headlining</li> <li>– Leather steering wheel</li> <li>– Electrically adjustable steering column</li> <li>– Ambient Interior Lighting</li> <li>– Auto-dimming interior rear view mirror.</li> </ul>	<ul style="list-style-type: none"> <li>– <b>Windsor leather seats</b></li> <li>– <b>16-way heated front seats with memory</b></li> <li>– <b>Micro Mesh Aluminum trim finisher</b></li> <li>– Morzine headlining</li> <li>– Leather steering wheel</li> <li>– Electrically adjustable steering column</li> <li>– Ambient Interior Lighting</li> <li>– Auto-dimming interior rear view mirror</li> <li>– <b>Aluminum treadplates with Range Rover script.</b></li> </ul>
<b>CONVENIENCE</b>	<ul style="list-style-type: none"> <li>– 60:40 split second row seats with load through feature (ideal for long items such as skis)</li> <li>– Two-zone Climate Control</li> <li>– Keyless Entry</li> <li>– Garage Door Opener (HomeLink<sup>®</sup>)</li> <li>– Powered gesture tailgate.</li> </ul>	<ul style="list-style-type: none"> <li>– 60:40 split second row seats with load through feature (ideal for long items such as skis)</li> <li>– Two-zone Climate Control</li> <li>– Keyless Entry</li> <li>– Garage Door Opener (HomeLink<sup>®</sup>)</li> <li>– Powered gesture tailgate.</li> </ul>
<b>INFOTAINMENT</b>	<ul style="list-style-type: none"> <li>– Enhanced Sound System with 8 speakers (250W)</li> <li>– SiriusXM<sup>®</sup> satellite radio and HD radio<sup>TM</sup>.</li> </ul>	<ul style="list-style-type: none"> <li>– <b>Meridian<sup>TM</sup> Sound System with 13 speakers (380W)<sup>2</sup></b></li> <li>– SiriusXM<sup>®</sup> satellite radio and HD radio<sup>TM</sup>.</li> </ul>
<b>DRIVER ASSISTANCE*</b>	<ul style="list-style-type: none"> <li>– Rear Camera.</li> </ul>	<ul style="list-style-type: none"> <li>– Rear Camera</li> <li>– <b>Blind Spot Monitor</b></li> <li>– <b>Driver Condition Monitor</b></li> <li>– <b>360° Parking Aid</b></li> <li>– <b>Clear Exit Monitor</b></li> <li>– <b>Rear Traffic Monitor</b></li> <li>– <b>Traffic Sign Recognition and Adaptive Speed Limiter.</b></li> </ul>

\*These systems are not a substitute for driving safely with due care and attention and will not function under all circumstances, speeds, weather and road conditions, etc. Driver should not assume that these features will correct errors of judgment in driving. Please consult the owner's manual or your local authorized Land Rover Retailer for more details.

<sup>1</sup>Not available with P400e. <sup>2</sup>Meridian Surround Sound system with P400e.

Feature differences to the previous model are highlighted in bold.

HST







Sleek and perfectly proportioned, Range Rover Sport HST has a truly dynamic character. Its Black contrast roof, Gloss Black accents and unique HST badging exude confidence. The Duo Tone perforated Windsor leather seats with unique, Ebony inserts are perfectly complemented by the Morzine headlining, steering wheel and gearshift. This vehicle has been designed to stand out.

HST is exclusively available with the P400 3.0 liter Ingenium In-line 6-cylinder Gas engine, which incorporates MHEV technology as standard, combining performance, driveability and economy benefits with a sporting style – see page 20 for engine specifications.

**HST**  
(IN ADDITION TO STANDARD FEATURES)

**WHEELS**

- **21" 9 spoke 'Style 9001' with Gloss Black finish (standard wheel)**
- 22" 5 split-spoke 'Style 5086' with Gloss Black finish (optional, exclusive to HST)
- Reduced section alloy spare wheels
- **Red brake calipers.**

**EXTERIOR FEATURES**

- **Fully Gloss Black hood and side vents**
- **Gloss Black tailgate appliqué**
- **Gloss Black hood and tailgate script**
- **HST tailgate badging**
- **Gloss Black door handle surrounds**
- **Black contrast sliding panoramic roof (body-color no cost option)**
- Auto-dimming, power fold, heated door mirrors with memory and approach lights
- Integrated exhaust.

**EXTERIOR LIGHTING**

- Premium LED headlights with signature DRL
- **Auto High Beam Assist (AHBA).**

**INTERIOR FEATURES**

- **Duo Tone perforated Windsor leather seats with suedecloth bolsters**
- **16-way heated and cooled front seats with heated rear seats**
- **Dark Engine Turned Aluminum trim finisher**
- **Morzine headlining**
- **Suedecloth steering wheel with Atlas bezel**
- Electrically adjustable steering column
- Auto-dimming interior rear view mirror
- Aluminum treadplates with Range Rover script
- **Aluminum gearshift paddles**
- **Bright metal pedals**
- **Suedecloth gearshift.**

**CONVENIENCE**

- 60:40 load through rear seats (ideal for long items such as skis)
- Power gesture tailgate
- **Three-zone Climate Control.**

**INFOTAINMENT**

- **Meridian™ Surround Sound System with 18 speakers and a subwoofer (825W)**
- SiriusXM® satellite radio and HD radio™.

**DRIVER ASSISTANCE\***

- Rear Camera
- Blind Spot Monitor
- Driver Condition Monitor
- 360° Parking Aid
- Clear Exit Monitor
- Rear Traffic Monitor
- Traffic Sign Recognition and Adaptive Speed Limiter.

\*These systems are not a substitute for driving safely with due care and attention and will not function under all circumstances, speeds, weather and road conditions, etc. Driver should not assume that these features will correct errors of judgment in driving. Please consult the owner's manual or your local authorized Land Rover Retailer for more details. Features additional to the previous model are highlighted in bold.

SUPERCHARGED DYNAMIC



AUTOBIOGRAPHY





**SUPERCHARGED DYNAMIC**  
(IN ADDITION TO STANDARD FEATURES ON HSE)

<b>WHEELS</b>	<ul style="list-style-type: none"> <li>- <b>21" 5 split-spoke 'Style 5085' alloy wheels with Silver finish</b></li> <li>- Reduced section alloy spare wheel</li> <li>- Red brake calipers.</li> </ul>
<b>EXTERIOR FEATURES</b>	<ul style="list-style-type: none"> <li>- <b>Body-colored sills and bumper corners</b></li> <li>- <b>Shadow Atlas grille mesh and trim</b></li> <li>- Gloss Black tailgate appliqué</li> <li>- <b>Shadow Atlas hood and tailgate script</b></li> <li>- <b>Shadow Atlas hood vent and side vent detail on Gloss Black surround</b></li> <li>- <b>Body-colored and Gloss Black tow eye cover and surrounds</b></li> <li>- <b>Sliding panoramic roof</b></li> </ul>
<b>EXTERIOR LIGHTING</b>	<ul style="list-style-type: none"> <li>- Premium LED headlights with signature DRL</li> <li>- Front fog lights.</li> </ul>
<b>INTERIOR FEATURES</b>	<ul style="list-style-type: none"> <li>- Windsor leather seats</li> <li>- 16-way heated front seats with memory</li> <li>- Dark Engine Turned Aluminum trim finisher</li> <li>- Morzine headlining</li> <li>- <b>Leather steering wheel with Chrome bezel</b></li> </ul>
<b>CONVENIENCE</b>	<ul style="list-style-type: none"> <li>- 60:40 split second row seats with load through feature</li> <li>- Two-zone Climate Control</li> </ul>
<b>INFOTAINMENT</b>	<ul style="list-style-type: none"> <li>- Meridian™ Sound System with 13 speakers (380W)</li> <li>- SiriusXM® satellite radio and HD radio™.</li> </ul>
<b>DRIVER ASSISTANCE*</b>	<ul style="list-style-type: none"> <li>- Rear Camera</li> <li>- Blind Spot Monitor</li> <li>- Driver Condition Monitor</li> <li>- 360° Parking Aid</li> </ul>

**AUTOBIOGRAPHY**  
(IN ADDITION TO STANDARD FEATURES)

<ul style="list-style-type: none"> <li>- <b>21" 5 split-spoke 'Style 5085' with Diamond Turned finish alloy wheels</b></li> <li>- Reduced section alloy spare wheel</li> <li>- Red brake calipers.</li> </ul>	<ul style="list-style-type: none"> <li>- <b>Fully Gloss Black hood and side vents</b></li> <li>- Gloss Black tailgate appliqué</li> <li>- <b>Gloss Black hood and tailgate script</b></li> <li>- <b>Gloss Black Sport badge</b></li> <li>- <b>Gloss Black trimmed premium door handles</b></li> <li>- <b>Black contrast sliding panoramic roof</b></li> <li>- <b>Gloss Black mirror covers</b></li> </ul>
<ul style="list-style-type: none"> <li>- Windsor leather seats</li> <li>- 16-way heated front seats with memory</li> <li>- Dark Engine Turned Aluminum trim finisher</li> <li>- Morzine headlining</li> <li>- <b>Leather steering wheel with Chrome bezel</b></li> </ul>	<ul style="list-style-type: none"> <li>- Auto-dimming, power fold, heated door mirrors with memory and approach lights</li> <li>- Privacy glass</li> <li>- Solar attenuating windshield</li> <li>- Integrated exhaust.</li> </ul>
<ul style="list-style-type: none"> <li>- 60:40 split second row seats with load through feature</li> <li>- Two-zone Climate Control</li> </ul>	<ul style="list-style-type: none"> <li>- Premium LED headlights with signature DRL</li> <li>- Front fog lights</li> <li>- <b>Auto High Beam Assist (AHBA).</b></li> </ul>
<ul style="list-style-type: none"> <li>- Meridian™ Sound System with 13 speakers (380W)</li> <li>- SiriusXM® satellite radio and HD radio™.</li> </ul>	<ul style="list-style-type: none"> <li>- <b>Semi-Aniline leather seats</b></li> <li>- <b>22-way heated and cooled memory front seats with winged headrests with heated rear seats</b></li> <li>- <b>Grand Black veneer</b></li> <li>- Morzine headlining</li> <li>- <b>Heated leather steering wheel with bright silver finish bezel</b></li> <li>- Electrically adjustable steering column</li> </ul>
<ul style="list-style-type: none"> <li>- Rear Camera</li> <li>- Blind Spot Monitor</li> <li>- Driver Condition Monitor</li> <li>- 360° Parking Aid</li> </ul>	<ul style="list-style-type: none"> <li>- <b>Configurable Ambient Interior Lighting</b></li> <li>- Auto-dimming interior rear view mirror</li> <li>- Aluminum treadplates with Range Rover script</li> <li>- <b>Premium carpet mats</b></li> <li>- Bright metal pedal</li> <li>- Satin Chrome gearshift paddles.</li> </ul>
<ul style="list-style-type: none"> <li>- 60:40 split second row seats with load through feature</li> <li>- Two-zone Climate Control</li> </ul>	<ul style="list-style-type: none"> <li>- 60:40 load through rear seats (ideal for long items such as skis)</li> <li>- <b>Three-zone Climate Control</b></li> <li>- Keyless Entry</li> </ul>
<ul style="list-style-type: none"> <li>- Meridian™ Sound System with 13 speakers (380W)</li> <li>- SiriusXM® satellite radio and HD radio™.</li> </ul>	<ul style="list-style-type: none"> <li>- <b>Meridian™ Surround Sound System with 18 speakers and a subwoofer (825W)</b></li> <li>- SiriusXM® satellite radio and HD radio™.</li> </ul>
<ul style="list-style-type: none"> <li>- Rear Camera</li> <li>- Blind Spot Monitor</li> <li>- Driver Condition Monitor</li> <li>- 360° Parking Aid</li> </ul>	<ul style="list-style-type: none"> <li>- 360° Surround Camera</li> <li>- Blind Spot Monitor</li> <li>- Driver Condition Monitor</li> <li>- 360° Parking Aid</li> </ul>

\*These systems are not a substitute for driving safely with due care and attention and will not function under all circumstances, speeds, weather and road conditions, etc. Driver should not assume that these features will correct errors of judgment in driving. Please consult the owner's manual or your local authorized Land Rover Retailer for more details. Feature differences to the previous model are highlighted in bold.

SVR







SVR (IN ADDITION TO AUTOBIOGRAPHY WITH DYNAMIC PACKAGE)	
<b>WHEELS</b>	<ul style="list-style-type: none"> <li>- 21" 5 split-spoke 'Style 5091' with Satin Polish finish alloy wheels</li> <li>- Reduced section alloy spare wheel</li> <li>- Red brake calipers.</li> </ul>
<b>EXTERIOR FEATURES</b>	<ul style="list-style-type: none"> <li>- <b>Body-colored Carbon Fiber hood</b></li> <li>- <b>Unique SVR spoiler</b></li> <li>- Black contrast sliding panoramic roof</li> <li>- <b>Unique SVR front and rear bumpers</b></li> <li>- Auto-dimming, power fold, heated door mirrors with memory and approach lights.</li> </ul>
<b>EXTERIOR LIGHTING</b>	<ul style="list-style-type: none"> <li>- Premium LED headlights with signature DRL</li> <li>- Auto High Beam Assist (AHBA)*.</li> </ul>
<b>INTERIOR FEATURES</b>	<ul style="list-style-type: none"> <li>- <b>SVR heated front and rear Performance seats</b></li> <li>- <b>Extended Satin Brushed Aluminum trim finisher</b></li> <li>- Morzine headlining</li> <li>- <b>SVR branded heated leather steering wheel</b></li> <li>- Electrically adjustable steering column</li> <li>- Configurable Ambient Interior Lighting</li> <li>- Auto-dimming interior rear view mirror</li> <li>- Premium carpet mats</li> <li>- Aluminum treadplates with Range Rover script</li> <li>- Aluminum gearshift paddles</li> <li>- Bright metal pedals.</li> </ul>
<b>CONVENIENCE</b>	<ul style="list-style-type: none"> <li>- Powered gesture tailgate</li> <li>- Three-zone Climate Control</li> <li>- Keyless Entry</li> <li>- Garage Door Opener (HomeLink®).</li> </ul>
<b>INFOTAINMENT</b>	<ul style="list-style-type: none"> <li>- Meridian™ Surround Sound System with 18 speakers and a subwoofer (825W)</li> <li>- SiriusXM® satellite radio and HD radio™.</li> </ul>
<b>DRIVER ASSISTANCE*</b>	<ul style="list-style-type: none"> <li>- 360° Surround Camera</li> <li>- Blind Spot Monitor</li> <li>- Driver Condition Monitor</li> <li>- 360° Parking Aid</li> <li>- Clear Exit Monitor</li> <li>- Rear Traffic Monitor</li> <li>- Traffic Sign Recognition and Adaptive Speed Limiter.</li> </ul>

\*These systems are not a substitute for driving safely with due care and attention and will not function under all circumstances, speeds, weather and road conditions, etc. Driver should not assume that these features will correct errors of judgment in driving. Please consult the owner's manual or your local authorized Land Rover Retailer for more details.

Feature differences to the previous model are highlighted in bold.



## CHOOSE YOUR ENGINE

Choose from a range of engines; diesel, gas or the innovative PHEV engine. All have Stop/Start technology, feature lightweight aluminum construction, produce lower emissions, and effortless power.

### DRIVELINE AND ENGINE PERFORMANCE

	<b>DIESEL</b>
	<b>3.0L Td6</b>
	<b>AUTOMATIC</b>
<b>POWERTRAIN DATA</b>	
Driveline	All Wheel Drive (AWD)
Maximum power HP/rpm	254/3,750
Maximum torque (lb-ft/rpm)	443/1,750-2,250
Capacity (cc)	2,993
No. of cylinders	6
Valves per cylinder	4
Cylinder layout	Longitudinal V
<b>PERFORMANCE</b>	
Acceleration (secs) 0-60 mph*	7.2
Maximum speed (mph)*	130



## DRIVELINE AND ENGINE PERFORMANCE

	PLUG-IN HYBRID ELECTRIC VEHICLE	GAS			
	P400e	P360	P400	5.0L V8 SUPERCHARGED	5.0L V8 SUPERCHARGED
	AUTOMATIC	AUTOMATIC	AUTOMATIC	AUTOMATIC	AUTOMATIC
<b>POWERTRAIN DATA</b>					
Driveline	All Wheel Drive (AWD)	All Wheel Drive (AWD)	All Wheel Drive (AWD)	All Wheel Drive (AWD)	All Wheel Drive (AWD)
Maximum power HP/rpm	398/5,500**	355/5,500-6,500	395/5,500-6,500	518/6,000-6,500	575/6,000-6,500
Maximum torque (lb-ft/rpm)	472/1,500-4,000	365/2,000-5,000	406/2,000-5,000	461/2,500-5,500	516/3,500-5,000
<b>ENGINE DATA</b>					
Capacity (cc)	1,997	2,996	2,996	5,000	5,000
No. of cylinders	4	6	6	8	8
Valves per cylinder	4	4	4	4	4
Cylinder layout	In-line 4	In-line 6	In-line 6	Longitudinal V	Longitudinal V
Maximum power HP/rpm	296/5,500	355/5,500-6,500	395/5,500-6,500	518/6,000-6,500	575/6,000-6,500
Maximum torque (lb-ft/rpm)	295/1,500-4,000	365/2,000-5,000	406/2,000-5,000	461/2,500-5,500	516/3,500-5,000
<b>ELECTRIC MOTOR DATA</b>					
Maximum Power HP	141	-	-	-	-
Maximum Torque (lb-ft)	203	-	-	-	-
<b>PERFORMANCE</b>					
Acceleration (secs) 0-60 mph*	6.3	6.2	5.9	5.0	4.3
Maximum speed (mph)*	137	130	140	130	176



## CHOOSE YOUR EXTERIOR

### SELECT YOUR ROOF

Choose from a metal roof or a fixed panoramic or sliding panoramic roof – both of which enhance the sense of space in the vehicle's interior and flood it with natural light. The fixed panoramic roof provides uninterrupted views of the surrounding environment. The sliding panoramic roof opens fully to let the outside in. You can select either a body-colored or contrast roof in Narvik Black to further enhance your vehicle's exterior. Metal and panoramic roofs available with all color finishes.



Body-Colored Roof



Fixed Panoramic Roof



Sliding Panoramic Roof



Black Contrast Roof





## SELECT YOUR PAINT COLOR

Now you have chosen your preferred roof style, you can select your exterior paint color. From rich, deep lusters to incandescent metallic patinas, our paints incorporate the latest in pigment technologies. Our solid paints produce a deep flat color. Our metallics deliver a sparkle finish that is sure to catch the eye. And our optional premium metallic paints enhance both the color and the intensity of the finish to give your vehicle even more presence.

### SOLID



Narvik Black<sup>1 2 3</sup>



Fuji White

### METALLIC




Santorini Black<sup>2</sup>



Firenze Red



Corris Grey<sup>3</sup>



Yulong White<sup>3</sup>



Byron Blue<sup>1 3</sup>



Estoril Blue<sup>3 4</sup>



Loire Blue<sup>1 3</sup>



Indus Silver

### PREMIUM METALLIC



Carpathian Grey<sup>1</sup>



Silicon Silver<sup>1 3</sup>

<sup>1</sup>Not available on SVR model. <sup>2</sup>Not available with Black contrast roof. <sup>3</sup>Not available on HST model. <sup>4</sup>SVR model only.



## SPECIAL VEHICLE OPERATIONS

### SVO PREMIUM PAINT PALETTE

An optional range of specifically formulated ultra metallic and special effect premium palette colors and finishes are available. These are the latest high-technology colors and finishes delivered by our new state-of-the-art Special Vehicle Operations (SVO) facility, while Bespoke by SVO offers a combination of colors and finishes and will color-match to your exact requirement using our Match-to-Sample service. All ultra metallic and special effect colors come in a Gloss finish or, as an additional option, Satin Matte finish.

To find out more visit [landroverusa.com](http://landroverusa.com) to configure your vehicle online.

#### ULTRA METALLIC



Ligurian Black\*



Bosphorus Grey



British Racing Green



Madagascar Orange



Rio Gold



Mescalito Black\*



Scafell Grey



Balmoral Blue



Velocity Blue



Verbier Silver



Borealis Black\*



Windward Grey



Desire Deep Red



Flux Silver



Ethereal Frost Silver

#### SPECIAL EFFECT



Spectral British Racing Green




Spectral Racing Red



Spectral Blue



Meribel White Pearl



Valloire White Pearl



## SELECT YOUR RANGE ROVER SPORT DESIGN PACKAGE

You can tailor the exterior of your Range Rover Sport with the addition of any of the following packages: Black Design Package, Bright Package or Exterior Carbon Fiber Package. Each one elevates the vehicle's sense of sophistication, with specific detailing providing another level of individuality.

### BLACK EXTERIOR PACKAGE



#### Optional package on Supercharged Dynamic only

- Narvik Black hood and tailgate script
- Gloss Black main grille
- Narvik Black main grille surround
- Narvik Black hood vent inserts
- Narvik Black fender vent fingers
- Narvik Black mirror caps
- Black Sport badge
- Optional Black wheels.





## BRIGHT PACKAGE



Optional package on Autobiography only

- Atlas Silver hood vents inserts
- Atlas Silver hood and tailgate script
- Shadow Atlas grille with Bright surround
- Atlas Silver door handle surrounds
- Atlas Silver fender vent fingers
- Gloss Black mirror caps (body-colored if body-colored roof is selected)
- Noble Silver tailgate appliqué
- Indus Silver rear bumper exhaust surround
- Atlas Silver Sport badge.

## EXTERIOR CARBON FIBER PACKAGE



Optional package on HST, Supercharged Dynamic and Autobiography only

- Gloss Carbon Fiber hood vent surround
- Gloss Carbon Fiber grille surround
- Gloss Carbon Fiber fender vent surround
- Gloss Carbon Fiber mirror caps (not available on HST)
- Gloss Carbon Fiber tailgate finisher
- Black Sport badge.

## SELECT YOUR SVR PACKAGE

The SVR Carbon Fiber Package provides a superb enhancement to the already sporty look of the Range Rover SVR. It is available in all exterior paint options and includes a Gloss finish Carbon Fiber grille surround, lower bumper intake surrounds, fender vent surrounds, mirror covers and tailgate finisher, with the additional option of an exposed Gloss finish Carbon Fiber hood (center section only).

### SVR (STANDARD)



- Body-colored Carbon Fiber hood
- Body-colored lower bumper intake surrounds
- Narvik Black main grille surround
- Narvik Black fender vent surround
- Narvik Black mirror covers
- Narvik Black tailgate finisher.



### SVR CARBON FIBER PACKAGE



- Gloss finish Carbon Fiber lower bumper intake surrounds
- Gloss finish Carbon Fiber main grille surround
- Gloss finish Carbon Fiber fender vent surround
- Gloss finish Carbon Fiber mirror covers
- Gloss finish Carbon Fiber tailgate finisher.

### SVR CARBON FIBER PACKAGE WITH EXPOSED HOOD



- Exposed Gloss finish Carbon Fiber hood (center section only)
- Gloss finish Carbon Fiber lower bumper intake surrounds
- Gloss finish Carbon Fiber main grille surround
- Gloss finish Carbon Fiber fender vent surround
- Gloss finish Carbon Fiber mirror covers
- Gloss finish Carbon Fiber tailgate finisher.



# CHOOSE YOUR WHEELS

Sizes range from 19" to the highly desirable 22". With distinctive design cues, each one adds its own character to the overall look of the vehicle.

To see the wheels available on your model visit the configurator at [landroverusa.com](http://landroverusa.com)



19" 5 SPLIT-SPOKE  
'STYLE 5001' (1)



20" 5 SPLIT-SPOKE  
'STYLE 5084'



21" 5 SPLIT-SPOKE  
'STYLE 5085'



21" 5 SPLIT-SPOKE  
'STYLE 5085'  
WITH DIAMOND TURNED FINISH



21" 5 SPLIT-SPOKE  
'STYLE 5091'  
WITH SATIN POLISH FINISH (3)



21" 5 SPLIT-SPOKE  
'STYLE 5007'



21" 5 SPLIT-SPOKE  
'STYLE 5007'  
WITH GLOSS BLACK  
DIAMOND TURNED FINISH





21" 9 SPOKE  
'STYLE 9001'  
WITH GLOSS BLACK FINISH (2)



22" 5 SPLIT-SPOKE  
'STYLE 5083'  
WITH GLOSS BLACK FINISH (3)



22" 5 SPLIT-SPOKE  
'STYLE 5083'  
WITH SATIN POLISH FINISH (3)



22" 5 SPLIT-SPOKE  
'STYLE 5086' (1)



22" 5 SPLIT-SPOKE  
'STYLE 5086'  
WITH GLOSS BLACK FINISH (4)



22" 5 SPLIT-SPOKE  
'STYLE 5004' (1)



22" 9 SPLIT-SPOKE  
'STYLE 9012'  
WITH GLOSS BLACK FINISH (1) (2)



22" 9 SPLIT-SPOKE  
'STYLE 9012'  
WITH DARK GREY  
DIAMOND TURNED FINISH (1)

## CHOOSE YOUR INTERIOR

### 5 SEATS



### SELECT YOUR SEAT CONFIGURATION

#### 5 Seats


The seat configuration has been intelligently engineered to accommodate the lines of the roofline. The cabin is light and spacious, ensuring everyone has a relaxed and comfortable journey. There is generous leg, shoulder and head room throughout the contemporary cabin.

#### 5 + 2 Seating<sup>1</sup>

The 5 + 2 arrangement has two seats stored under the floor of the luggage compartment that can be used for occasional use, enabling the vehicle to accommodate up to seven occupants.



5 + 2 SEATS



	1	2	3	4	5	6
COLOR COMBINATIONS See page 82	DOOR TOP ROLL	DOOR ARMREST	CONSOLE LID	DOOR LOWER	INSTRUMENT PANEL UPPER	INSTRUMENT PANEL MID
<b>A</b> Ebony/Ebony	Ebony	Ebony	Ebony	Ebony	Ebony	Ebony
<b>B</b> Espresso/Almond*	Almond	Espresso	Espresso or Almond <sup>†</sup>	Espresso	Espresso	Almond
<b>C</b> Ebony/Ivory*	Ivory	Ebony	Ebony or Ivory <sup>†</sup>	Ebony	Ebony	Ivory
<b>D</b> Ebony/Vintage Tan**	Vintage Tan	Ebony	Ebony	Ebony	Ebony	Vintage Tan
<b>E</b> Ebony/Eclipse*	Eclipse	Ebony	Ebony	Ebony	Ebony	Eclipse
<b>F</b> Ebony/Pimento**	Pimento	Ebony	Ebony	Ebony	Ebony	Pimento
<b>G</b> Ebony/Cirrus (SVR only)**	Cirrus	Ebony	Ebony	Ebony	Ebony	Cirrus

\*Not available with SVR. \*\*On SVR, steering wheel cover is Ebony with contrast stitching to match interior color combination selected. <sup>†</sup>Console lid color will match the seat color. Steering wheel airbag cover for HST and Autobiography with Dynamic Package will reflect color combinations as per instrument panel mid (6).

## SELECT YOUR SEAT

The Range Rover Sport seats come in a variety of leathers, color combinations and seat patterns, three of which are shown. Sportier than conventional seat designs, they further enhance the driver-focused cabin while ensuring optimum levels of comfort.

Note: Not all configurations can be shown here, so please configure your choices at [landroverusa.com](http://landroverusa.com)

COLOR COMBINATIONS			EBONY/ EBONY	ESPRESSO/ ALMOND		EBONY/ IVORY	EBONY/ VINTAGE TAN	EBONY/ ECLIPSE	EBONY/ PIMENTO	EBONY/ CIRRUS	
<b>INTERIOR</b>											
Seat Color			Ebony	Almond	Espresso	Ivory	Ebony/ Ivory	Ebony/ Vintage Tan	Ebony/ Eclipse	Ebony/ Pimento	Ebony/ Cirrus
Seat Pattern			Mono-tone	Mono-tone	Mono-tone	Mono-tone	Duo-tone	Duo-tone	Duo-tone	Duo-tone	Duo-tone
Carpet			Ebony	Espresso	Espresso	Ebony	Ebony	Ebony	Ebony	Ebony	Ebony
<b>MODEL</b>	<b>SEAT MATERIAL</b>	<b>SEAT MOVEMENTS</b>									
SE	Grained leather	14	□	□	–	–	–	–	–	–	–
HSE	Windsor leather	16	□	□	□	□	–	–	–	–	–
HST	Windsor leather with suedecloth bolsters	16	□	–	–	–	□	–	□	□	–
Supercharged Dynamic	Windsor leather	16	□	□	□	□	–	–	–	–	–
	Windsor leather with suedecloth bolsters	16	–	–	–	–	□	□	□	□	–
Autobiography Dynamic	Semi-Aniline leather	22	□	□	□	□	□	□	□	□	–
SVR	Windsor leather with suedecloth inserts	16	□	–	–	–	–	□	–	□	□





Mono-tone seat (Windsor leather) – Ebony



Duo-tone seat (Windsor leather with suedecloth bolsters) – Ebony/Ivory (Supercharged Dynamic only)




Duo-tone seat (Semi-Aniline leather) – Ebony/Ivory

## SELECT YOUR INTERIOR COLOR COMBINATION


Now you have chosen your model, you can select the perfect combination of interior colors.



A. Ebony/Ebony




B. Espresso/Almond<sup>1 2</sup>



C. Ebony/Ivory<sup>1</sup>



D. Ebony/Vintage Tan<sup>2</sup>




E. Ebony/Eclipse<sup>1</sup>



F. Ebony/Pimento

SVR ONLY



G. Ebony/Cirrus<sup>3</sup>



## SELECT YOUR INTERIOR FINISHER

Now you've chosen your interior color combination, choose from a selection of interior finishers that are beautifully displayed in the cabin.



Shadow Zebrano veneer<sup>2</sup>



Dark Grey Oak veneer<sup>2</sup>




Grand Black veneer<sup>3</sup>



Micro Mesh Aluminum trim finisher<sup>2</sup>



Dark Satin Brushed Aluminum trim finisher<sup>2</sup>



Dark Engine Turned Aluminum trim finisher



Extended Carbon Fiber trim finisher<sup>4 5</sup>

### SVR ONLY



Extended Satin Brushed Aluminum trim finisher

<sup>4</sup>Denotes availability on the Range Rover Sport SVR model. <sup>5</sup>Carbon Fiber trim finisher adds Carbon Fiber bezel on the Range Rover Sport SVR steering wheel.



## CHOOSE YOUR OPTIONS AND LAND ROVER GEAR

A wealth of line-fit options are available to select from at the point of ordering your new vehicle to help you express your individuality and appoint your Range Rover Sport with the premium features you require. For full feature and option availability, please refer to the accompanying Specification Guide or visit your local Land Rover Retailer.







---

## EXTERIOR FEATURES

---

Soft door close.

---

## GLASS AND EXTERIOR MIRRORS

---

Heated windshield.

---

## ROOF OPTIONS

---

See page 68.

---

## EXTERIOR STYLING

---

See pages 72-75  
Carbon Fiber engine cover (SVR only).

---

## WHEELS

---

See pages 76-77  
Summer tires<sup>2</sup>  
Tire Repair System<sup>3</sup>  
Full size spare wheel.

---

## INTERIOR FEATURES

---

Premium carpet mats with bound edging<sup>1</sup>  
Smoker's Package<sup>1</sup> – Includes cigar lighter in front and removable ash can  
Front center console cooler compartment  
Front center console refrigerator compartment (see page 48)  
Cargo space cover  
Cabin Air Ionization (see page 47)  
**Climate Comfort Package** – Sliding panoramic roof, heated steering wheel, twin bladed sunvisors with illuminated vanity mirrors, front center console refrigerator compartment, Four-zone Climate Control.

---

## HEADLINING

---

Ebony headlining.

---

## SEATING

---

Front seats: 16-way, heated, cooled  
Rear seats: heated/cooled  
2 third row seats  
Windsor leather.

<sup>1</sup>Retailer fit option. Retailer fit options can be fitted following the point of order or at any stage during the ownership period.  
<sup>2</sup>SVR only. <sup>3</sup>Not available on HST.

---

## DRIVING DYNAMICS

---

**Off Road Package** – Twin-Speed Transfer Box, All Terrain Progress Control, Adaptive Dynamics, Terrain Response® 2 (Td6 and P360 only)

**On/Off Road Package** – Twin-Speed Transfer Box, All Terrain Progress Control, Terrain Response® 2 w/ Dynamic Program (P400 HST only).

---

## INFOTAINMENT AND AUDIO

---

See pages 27-33

110V power outlet located in row 2 and cargo space (5 + 2 seat vehicles row 2 only) (see page 49).

---

## SECURITY

---

Activity Key (see page 48).

---

## ADVANCED DRIVER ASSISTANCE SYSTEMS\*

---

Head-up Display (see page 27)

Drive Package<sup>1</sup> (see page 35)

Drive Pro Package (see page 35)

Park Package<sup>1</sup> (see page 37)

Park Pro Package (see page 37)

Driver Assist Package (see pages 38-39).

---

## HEADLIGHTS AND LIGHTING

---

See page 45

**Vision Assist Package** – Auto High Beam Assist (AHBA) (see page 45), front fog lights, Configurable Ambient Interior Lighting (see page 13), Head-up Display (see page 27), auto-dimming exterior mirrors, auto-dimming interior rear view mirror.

---

## TOWING

---

Tow hitch receiver (see page 51)

Advanced Tow Assist\* (see page 51).

\*These systems are not a substitute for driving safely with due care and attention and will not function under all circumstances, speeds, weather and road conditions, etc.



## LAND ROVER GEAR – ACCESSORIES

### DESIGN

#### Carbon Fiber Package:

- Mirror covers
- Front grille surround
- Side vents
- Hood vents
- Tailgate trim

Premium, off-road exterior styling upgrades complement and enhance the exterior design of the Range Rover Sport providing practicality and a luxurious appearance.

#### Noble Chrome Mirror Covers

VPLGB0073

Noble Chrome plated mirror covers are designed to enhance the exterior styling cues of the Range Rover Sport. This neat styling upgrade complements various Dark Atlas, Light Atlas and Bright finish exterior trim.

#### Sport Pedal Covers

VPLWS0475

Alternative pedal covers for an interior styling enhancement featuring a Bright finish. Manufactured from polished and etched stainless steel and features hidden fixings for a clean finish.

#### Illuminated Treadplates

VPLWS0208

Illuminated treadplates with Range Rover lettering and halo surround. Rear treadplates feature illuminated halo only.

#### Personalized Illuminated Treadplates

VPLWS0212 – Front pair

VPLWS0209 – Vehicle Set

Personalized illuminated treadplates allow you to choose a personalized message using an approved set of fonts/typefaces which will be highlighted in white illumination when the front doors are open.

#### Gearshift Paddles

VPLVS0187MMU – Aluminum

VPLVS0187CAY – Aluminum Red

Complete the look and feel of your steering wheel with premium aluminum paddles. Gearshift paddles are machine polished, anodized and hand brushed to provide exceptional wear resistance with a premium finish.



Carbon Fiber Front Grille Surround



Carbon Fiber Side Vents

---

## SPORTING

---

### Sports Roof Box

VPLVR0061 – Roof Box volume 11.3 cu.ft.

VPLWR0100 – Large Roof Box volume 15.1 cu.ft.

The sleek, aerodynamically designed sports roofbox with a Gloss Black finish, can be mounted on either side of the vehicle for curb side opening and is lockable for security.

### Sports Roof Box Ski/Snowboard Inserts

VPLRR0151 – Standard Roof Box

VPLRR0152 – Large Roof Box

Featuring an optional internal retention system for skis or other long loads.

### Roof Mounted Bike Carrier

VPLFR0091

Roof mounted, lockable bike carrier designed for holding a single bike, up to 44 lbs.

### Aqua Sports Carrier

VPLGR0107

Carries a sailboard, canoe or kayak. Includes lockable multi-purpose holder to carry oars or paddles. Tilts to facilitate easy loading/unloading. Features lockable straps and rubber supports to maintain optimum weight distribution while protecting the kayak and vehicle from scratches/scuffs. Maximum load capacity 99 lbs.

### Ski/Snowboard Carrier

LR006849

Carries four pairs of skis or two snowboards and incorporates slider rails for easy loading and is lockable for security. Maximum payload 79 lbs.



Roof Mounted Bike Carrier

---

## OUTDOOR

---

### Tailgate Event Seating in Ebony Leather

VPLWS0480

VPLWS0482 – Fitting Kit

The tailgate event seating is handcrafted from beautiful Windsor, Ebony leather with a highly durable aluminum frame. Stored in the cargo space, these seats can be quickly and easily fitted to provide comfortable seating for two adults on the lower tailgate, when the vehicle is stationary.

### Mudflaps

VPLWP0165 – Front

VPLWP0167 – Front with Deployable Side Steps (DSS)

VPLWP0222 – Front SVR

VPLWP0320 – Rear

VPLWP0344 – Rear SVR

Mudflaps are a popular upgrade for reducing spray and ensuring paintwork is protected from debris and dirt. Designed to complement the vehicle's exterior styling.

### Center Armrest Cooler/Warmer Box

VPLVS0176

Food and drinks cooler and warmer that acts as a rear center armrest. With a leather-covered top, it is held in place by the center seat belt and powered from the rear auxiliary socket. Ideal for long journeys with the family.

### Roof Rails

Roof rails facilitate easy fitment of cross bars for roof carrying. Pre-set positioning points ensure cross bars are fixed in the optimum position for weight distribution and dynamics.

### Cross Bars

VPLGR0102

Elegant, durable Bright finish aluminum cross bars, with T-track design providing space to mount multiple accessories by utilizing the full length of the bars. Aerodynamic profile minimizes drag and wind noise. The incremental height when fitted is 3.6 inches.



Tailgate Event Seating in Ebony Leather





## TOURING

### Universal Charging Cable (For PHEV)

An upgrade from the standard 'home charging' cable, helping to reduce the time required for charging. The 6 meter long, multi-functional cable comes in two parts. The cable features an in-cable control unit (ICCU) for power management and can be fitted either with a 16 amp adaptor for domestic use or a 32 amp adaptor which utilizes a higher power supply (up to 7.5kW) and can be used with appropriate industrial sockets. The 16 amp domestic sockets are also interchangeable with market specific versions for use when charging abroad.

### Public Charging Cable (For PHEV)

The public charging cable provides an upgrade from the standard 'home charging' cable, helping to reduce the time required for charging. The 6 meter long, public cable can be used with a universal style A/C wall box (which does not feature a tethered cable), to provide a fast charging solution at home. Alternatively it is compatible with public charging points.

### iPhone Connect and Charge Dock VPLRV0119

The iPhone Connect and Charge Dock has been designed to charge utilizing the cupholder space in the central console. When connected, the iPhone's media is accessible and has the ability to be controlled via the integrated infotainment/audio system. The 'cut-out' design of the holder is such that the home button is also accessible for use when parked.

### Wireless Phone Charging Cupholder VPLYV0124

#### VPLGV0126 – Harness

The wireless phone charging cupholder has been designed to charge utilizing the cupholder space in the center console. The holder will accommodate varying phone sizes securely in place. The charger displays an LED light to indicate when charging, and turns off when complete. Fits phones up to 2.8 inches wide.



iPhone Connect and Charge Dock

## LIFESTYLE

### Deployable Side Steps (DSS)

These smart, practical steps make it easier to get in and out of the vehicle. Neatly stored under the sills, the side steps automatically deploy as soon as the door is opened, or when activated by the key fob. The side steps are sensitive to obstructions and will not deploy in off-road or low range settings. Featuring a stainless steel finish with laser etched Range Rover branding.

### Fixed Side Steps

Complete with a rubber tread mat and brushed stainless steel trim, the fixed side steps provide easy access/exit to the vehicle's cabin and aid access to the roof. With embossed Range Rover branding, exterior Bright work and Bright anodized aluminum edge trim finish.

### Pet Cargo space Protection Package

Combines the quilted cargo space liner, cargo space barrier and spill resistant water bowl.

### Pet Transportation Package

Combines the foldable pet carrier, spill resistant water bowl and cargo space rubber mat.

### Pet Care and Access Package

Combines the cargo space barrier, quilted cargo space liner, pet access ramp and portable rinse system.

### Click & Go System

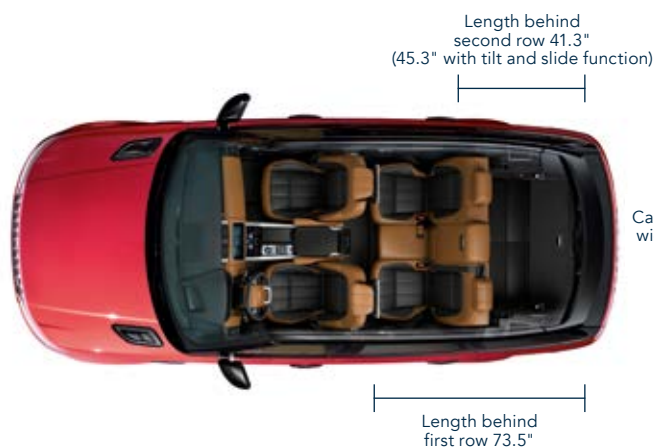
The Click & Go range is a multi-purpose seat-back system for second row passengers. The versatile Click & Go base fixes between the headrest mountings and further attachments can be added to hold tablets, bags and shirts or jackets. Each attachment is sold separately. The base can be easily removed when not in use.



Pet Package with Tray

# TECHNICAL DETAILS

## DIMENSIONS AND CAPABILITIES



### Standard Ride Height

With roof rails 70"  
 With roof antenna 70.9"  
 With panoramic roof open 71.5"  
 Access height air suspension setting will reduce each of the above by 1.9"

### Headroom

Maximum front headroom with panoramic roof 38.7"  
 Rear headroom 39"

### Legroom

Maximum front legroom 39.5"  
 Maximum rear legroom 37"

### Cargo space Height

Cargo space Height (floor to ground) 32.9"  
 Cargo space Height (floor to roof) 31.1"

### Cargo space Capacity<sup>1</sup>

Rear seats upright  
 Height 32.9", Width 50.5"  
 Cargo space volume 27.5 cubic feet  
 Cargo space width between arches 43.9"  
 Length at floor 41.3"-47.2"  
 Rear seats forward  
 Height 32.9", Width 50.5"  
 Cargo space volume 59.5 cubic feet  
 Cargo space width between arches 43.9"  
 Length at floor 73.5"

### Obstacle Clearance

Off-road height 10.9"  
 Standard ride height 8.3"

### Turning Circle

Curb-to-curb 40.6ft.  
 Wall-to-wall 41ft.  
 Turns lock-to-lock 2.7

### Wading Depth\*

Maximum wading depth 33.4"<sup>2</sup>



	A	B	C
Ride Height			
Off-road (SVR)	29.1° (26.9°)	25.7° (26.9°)	28.5° (27.8°)
Standard (SVR)	26.0° (20.6°)	21.2° (21.0°)	26.2° (23.9°)





## TECHNICAL SPECIFICATION AND PERFORMANCE DATA

ENGINE DATA	DIESEL	GAS PHEV	GAS			
	TDV6	P400e	P360	P400**	V8 SUPERCHARGED	
Power (HP)	254	398	355	395	518	567
Bore (inches)	3.3	3.2	3.3	3.3	3.6	3.6
Stroke (inches)	3.5	3.6	3.6	3.6	3.6	3.6
Compression ratio (:1)	16.1	9.5	10.5	10.5	9.5	9.5
<b>BRAKES</b>						
Front type			Ventilated disc			
Front diameter (inches)	13.7	15	14.3	15	15	15
Rear type			Ventilated disc			
Rear diameter (inches)	13.8	14.4	13.8	14.4	14.4	14.4
Park Brake			Integrated into brake caliper			
<b>WEIGHTS (LBS)</b>						
Weight	4,755	5,430	5,135	5,135	5,100	5,070
Maximum laden weight (5 seat/5 + 2 seating)	6,724/6,945	7,055	6,720/6,995	6,720	6,834/7,000	6,614
Maximum mass on each axle (front)	3,307	3,307	3,305	3,305	3,307	3,307
Maximum mass on each axle (rear) (5 seat/5 + 2 seating)	3,913/4,189	4,189	3,910/4,185	3,910	3,913/4,189	3,748
<b>TOWING (LBS)</b>						
Unbraked trailer	1,653	1,653	1,653	1,653	1,653	1,653
Maximum towing	7,716	5,511	7,716	7,716	7,716	6,613
Maximum coupling point/nose weight	330	220	330	330	330	264
GVM maximum coupling point/nose weight (5 seat/5 + 2 seating)	771	771	771	771	771	771
Maximum vehicle and trailer combination/Gross Train Weight (5 seat/5 + 2 Seating)	14,440/14,660	12,566	14,440/14,715	14,440	14,550/14,715	13,227
<b>ROOF CARRYING (LBS)</b>						
Maximum roof load (including roof rails)	220	220	220	220	220	220
<b>PERFORMANCE</b>						
Maximum speed (mph)**	130	137	130	140	130	176
Acceleration (secs) 0-60 mph**	7.2	6.3	6.2	5.9	5.0	4.3
Fuel tank capacity – usable (US gallons)	22.7	24.1	27.5	27.5	27.6	27.6
Diesel/Gasoline Particulate Filter (DPF/GPF)	■	■	■	■	■	■

■ Standard – Not Available.

\*\*Always follow local speed limits.

Rear cargo space capacity is reduced on P400e models, please see page 47 for more details.



# WORLD OF LAND ROVER

Your Land Rover vehicle has been designed and engineered to help you make more of your world. It can take you to places other vehicles simply can't reach in a style that cannot be matched. To celebrate the Land Rover lifestyle, we've put together a range of experiences, publications and Land Rover branded goods. There's a world to explore. Get out there and enjoy it.

## ADVENTURE DRIVES

From the sheer exhilaration of the Arctic ice to the awe-inspiring dunes of Namibia, Land Rover Adventure Drives offer you once-in-a-lifetime experiences that bring the spirit and emotion of our vehicles to life.

Search 'Land Rover Adventure Travel' for full details.

## EXPERIENCE DRIVES


Get behind the wheel of the latest Land Rover vehicles under the expert guidance of our qualified instructors. From Taster Drives to advanced Full Day experiences, there's a wide range available at one of the expanding network of Experience Centers across the world.

Search 'Land Rover Experience' for full details.

## MANUFACTURING TOURS

These behind-the-scenes tours are a unique opportunity to step inside our state-of-the-art manufacturing facilities where the latest Land Rover vehicles are born. This combination of unrivaled craftsmanship and cutting-edge robotics can be seen at either Halewood or Solihull.

Search 'Land Rover Behind the Scenes' for full details.







## BRAND PARTNERSHIPS

Integrity, courage, pride, composure and capability; these are the values Land Rover shares with its partners. Whether the International Federation of Red Cross and Red Crescent Societies (IFRC), Rugby World Cup 2019™ or Virgin Galactic, each one is driven by exceptional people prepared to face extreme challenges and push their capabilities to the very limits.

Search 'Land Rover Partnerships' for full details.

## ONELIFE MAGAZINE

The official Land Rover magazine features the best in photography, authoritative journalism and expert insights. Onelife takes you right into the heart of exclusive experiences and extraordinary adventures, while keeping you up to date with the latest innovations, design and lifestyle choices.

Search 'Land Rover Featured Articles' for full details.

## HUMANITARIAN PARTNERSHIPS

Since 1954, Land Rover have supported the International Federation of Red Cross and Red Crescent Societies in reaching 150 million people needing aid in 189 National Societies.

Search 'Land Rover Responsibility' for full details.

## LAND ROVER COLLECTION

Our latest range of clothing and luxury leather goods is crafted with the same design excellence and attention to detail as our vehicles. We also have a collection that honors Land Rover's unique heritage and features expedition-inspired gifts and apparel.

Search 'Land Rover collection' for full details or visit your local Land Rover Retailer.





# YOUR PEACE OF MIND

## CUSTOMER SERVICE

When you bring your Land Rover vehicle to us, we use proprietary Land Rover diagnostic equipment to assess all your vehicle's mechanical and electronic systems. Our factory-trained Technicians use tools specifically designed for our vehicles and only fit genuine Land Rover parts and accessories. A choice of service plans are available which, together with Roadside Assistance, ensures complete peace of mind.

**For further details contact your local Land Rover Retailer or search 'Land Rover Ownership'.**

## LAND ROVER ROADSIDE ASSISTANCE

Land Rover Assistance provides assistance in motoring emergencies, from immobilization due to breakdown to minor problems such as punctures. You can rely on our roadside assistance, whatever the situation, anywhere in North America during the vehicle warranty period.

**For further details please consult your Warranty Benefits handbook, contact your nearest Land Rover Approved Service Center or search 'Land Rover Roadside Assistance'.**

## LAND ROVER FINANCIAL SERVICES

Getting the keys to your very own Land Rover has never been so simple. And it's more affordable than you might think. New or used, for personal or business use, we have an option that puts you in complete control.

**For further details contact your local Land Rover Retailer or search 'Land Rover Finance'.**

## FLEET & BUSINESS

Land Rover is dedicated to being the premium manufacturer of choice for fleets and businesses, by providing a highly attractive range of vehicles and exemplary customer service. Distinctive, capable and versatile, all Land Rover vehicles deliver low Total Cost of Ownership through strong residual values, competitive service and low maintenance and repair costs.

We are also committed to providing a totally customer-focused aftersales service, which will ensure every Land Rover vehicle is kept on the road and in top condition, in the easiest and most cost-efficient way for businesses.

**Search 'Land Rover Fleet and Business' for full details.**

**IMPORTANT NOTICE:** Jaguar Land Rover Limited is constantly seeking ways to improve the specification, design and production of its vehicles and alterations take place continually. While every effort is made to produce up-to-date literature, this brochure should not be regarded as an infallible guide to current specifications, nor does it constitute an offer for the sale of any particular vehicle. Distributors and Retailers are not agents of Jaguar Land Rover Limited by any express or implied undertaking or representation.

The colors reproduced here are subject to the limitations of the printing process and may therefore vary slightly from the actual vehicle. The company reserves the right to alter or withdraw any color finish without notice. Some of these colors may not be obtainable in your country. Please check availability of colors and current specifications with your Land Rover Retailer. Distributors and retailers are not agents of Jaguar Land Rover Limited and have absolutely no authority to bind Jaguar Land Rover Limited to any express or implied undertaking or representation.

Castrol EDGE Professional recommended by Land Rover.

Vehicle shown: Range Rover Sport HSE in Fuji White with optional equipment.

**Jaguar Land Rover North America, LLC**

100 Jaguar Land Rover Way  
Mahwah, NJ 07495-1100

landroverusa.com

© 2019 Jaguar Land Rover North America, LLC

1L4941920000BUSEN01P

