

F-150 / F-150 SuperCrew

1

0

0

2

- F-150 / F-150 SuperCrew
- Exterior Features
- Interior Features
- Colors
- Dimensions
- Engine
- Towing/Payload
- Accessories



F-150 / F-150 SuperCrew

K I N G R A N C H
F - 1 5 0 S U P E R C R E W
A V A I L A B L E N O V E M B E R 2 0 0 0



If you're the guy the whole crew turns to, step up to the brand-new King Ranch F-150. SuperCrew is the only truck in its class with four full-size doors. Full-size finally means full-size.

H A R L E Y - D A V I D S O N
F - 1 5 0 S U P E R C R E W
A V A I L A B L E 2 0 0 1



Stand back everyone. Here comes the new limited edition Harley-Davidson F-150 SuperCrew. All black with tons of brute power and, of course, chrome. Prepare to be impressed.

F - 1 5 0 X L T
S U P E R C A B



Because of its deserved reputation for power, roominess and work ethic, F-150 SuperCab is always at the center of a job well done. Shown above with optional equipment and Black Clearcoat.

FEATURES / OPTIONS	XL ¹	XLT	LARIAT ²
4.2L EFI V6 engine ¹ with five-speed manual O/D transmission (NA on SuperCab 4x4)	S	S	-
4.2L EFI V6 engine ¹ with four-speed automatic O/D transmission (NA on SuperCab 4x4)	0	0	-
4.6L EFI V8 engine ¹ with five-speed manual O/D transmission (standard on SuperCab 4x4)	0	0	-
4.6L EFI V8 engine with four-speed automatic O/D transmission (standard on SuperCrew)	0	0	S
5.4L EFI V8 engine w/electronic four-speed automatic O/D transmission	0	0	0
PERFORMANCE FEATURES			
Electric "shift-on-the-fly": 4x4	-	0	0
3.55 limited slip rear axle	0	0	0
3.73 limited slip rear axle (only available with optional 7700 Payload Group)	0	0	0
Engine block heater (600-watt and includes heavy-duty battery)	0	0	0
Skid plates (cross member, transfer case and fuel tank) (4x4)	0	0	0
EQUIPMENT GROUPS			
Work Truck Group ¹ : delete/replace standard items from XL, chrome bumpers with argent gray, chrome wheel hub ornament with argent gray, chrome grille surround with storm gray, cloth bench seat with vinyl	0	-	-
4x4 Off-Road Equipment Group: P265/70R17SL OWL all-terrain tires* with 17" cast aluminum wheels (4); skid plates (fuel tank, transfer case and frame front crossmember); HD shock absorbers; 3.55 rear axle ratio; 4x4 Off-Road decal (late availability SuperCrew)	-	0	0
Sport Group ¹	0	0	-
XL Convenience Group: speed control, tilt steering wheel, tailgate lock, overhead console with compass/outside temperature (console not included with XL)	0	S	S
Payload Group #2 (V6): maximum GVWR increase to 6,000 with Regular Cab 4x2, 3.55 axle ratio, P255/70R16SL BSW A/S tires, heavy-duty shock absorbers	0	0	-
Payload Group #3 (V8): maximum GVWR increase to 6,600 with Regular Cab 4x2, 4.6L V8 (requires automatic transmission), 3.55 axle ratio, P255/70R16SL BSW A/S tires, heavy-duty shock absorbers	0	0	-
Class III Trailer Towing Group: wiring harness with 7-pin connector, frame-mounted hitch receiver, Heavy-Duty Electrical/Cooling Group (required when towing over 4,000 pounds); heavy-duty shock absorbers	0	0	0
HD Electrical/Cooling Group ¹ : 72 amp-hr. battery; super engine cooling; auxiliary automatic transmission oil cooler (required when towing over 4,000 pounds)	0	0	0
7700 Payload Group (V8): upgrades Styleside 139" wb Regular Cab and SuperCab GVWR to 7700 for increased payloads and towing, includes front GAWR on all 4x4 of 4150 to accommodate snow plow (restrictions apply; see your dealer), includes larger front brakes, higher capacity 16" 7-lug wheels and LT245 tires (4)(A/S 4x2, A/T 4x4), heavy-duty frame, heavy-duty shock absorbers, Heavy-Duty Electrical/Cooling Group, 5.4L V8 engine, automatic transmission	0	0	0
"Top 3" Accessories Group ¹ : color-keyed molded running boards; wraparound hood deflector; hard plastic bedliner	0	0	0
Diamondplate Accessories Group ¹ : Diamondplate toolbox (dual lid) and bed rail caps; Diamondplate running boards and tailgate protector; Diamondplate front mud flaps; hard plastic bedliner	0	0	0
Lariat Upgrade Accessories Group ¹ : color-keyed molded running boards; power sliding rear window; simulated wood grain trim (front door switchplates, instrument panel center); Electrochromic interior mirror	-	-	0

*P265 tires are included. Optional LT265 tires are recommended for demanding off-road usage.
Standard S Optional O (1) Not available with SuperCrew (2) Not available with Regular Cab



1. AN OPTIONAL 4.6L V8 KICKS OUT EVEN MORE HORSES THAN BEFORE.

2. THE 5.4L TRITON™ V8 OPTION BRINGS THE MOST TORQUE IN ITS CLASS.



16-inch argent gray styled steel wheel, with chrome center ornament, standard on XL.



17-inch cast aluminum wheel, included in **optional** Off-Road and XLT Sport Groups only.



16-inch polished aluminum wheel, standard on XLT, included in optional XL Sport Group.



16-inch argent gray styled steel wheel, included on XL with optional 7700 Payload Group.



17-inch chrome steel wheel, standard on Lariat.



16-inch chrome-styled steel wheel, included on XLT and Lariat with the optional 7700 Payload Group.



16-inch cast aluminum wheel, available on XLT.



17-inch cast aluminum 10-spoke wheel, available on XLT.

F - 150 MODEL AVAILABILITY



F-150 XL REGULAR CAB AND A 120" WHEELBASE.



F-150 XLT SUPERCAB WITH A 139" WHEELBASE AND A FLARESIDE BED.



F-150 LARIAT SUPERCAB WITH A 139" WHEELBASE AND A FLARESIDE BED.



F-150 LARIAT SUPERCREW WITH A 139" WHEELBASE.

Two-wheel drive or four-wheel drive. Flareside or Styleside. Regular Cab, SuperCab or SuperCrew. We would love to show you all the combinations here, but there are just so many.

F - 150

EXTERIOR FEATURES



1. ROCKS BOUNCE OFF STEEL, RIGHT? RIGHT. THAT'S WHY WE OFFER PROTECTIVE SKID PLATES FOR THE TRANSFER CASE, FUEL TANK AND CROSS MEMBER.
2. **OPTIONAL** CAB STEPS MAKE GETTING IN AND OUT EASY. (TUBULAR-TYPE SHOWN)
3. OPTIONAL SLIDING REAR WINDOW GIVES A BREATH OF FRESH AIR.
4. DURABLE OPTIONAL DIAMONDPLATE ACCESSORIES GROUP INCLUDES BED RAILS, TOOLBOX, TAILGATE PROTECTOR AND HARD PLASTIC BEDLINER.
5. TRAILER HITCH RECEIVER COMES BOLTED TO THE FRAME AND IS INCLUDED IN THE OPTIONAL TRAILER TOW PACKAGE.
6. SUPERCAB XLT/LARIAT FLIP-OUT REAR QUARTER WINDOWS KEEP THE FRESH AIR FLOWING.
7. OPTIONAL ON THE SUPERCREW, THE BED EXTENDER ROTATES TO LENGTHEN THE BED TO 7 FEET.

EXTERIOR FEATURES	XL	XLT	LARIAT
Cab Styles			
Regular	X	X	-
SuperCab	X	X	X
SuperCrew	-	X	X
Bumpers			
Front and rear step, chrome	S	S	S
Mirrors			
Black, manual	S	-	-
Chrome cap, power (4x2)	-	S	-
Color-keyed cap, power (4x4)	-	S	-
Color-keyed cap, power signal	-	-	S
Moldings			
Color-keyed door (Styleside only)	-	S	S
Black wheel openings (4x4)	S	-	-
Color-keyed wheel openings (XLT 4x4; Lariat 4x2/4x4)	-	S	S
Wheels (Includes steel spare)			
16" Argent gray styled steel (4) with chrome hub (4)	S	-	-
16" Polished aluminum with chrome hub (4)	O	S	-
16" Cast aluminum 5-spoke with chrome hub (4)	-	O	-
17" Cast aluminum with chrome hub (4)	-	O	O
17" Chromed steel with chrome hub (4)	-	-	S
17" Cast aluminum 10-spoke (4)	-	O	-
Wheels 7700 Payload Group (Includes steel spare)			
16" Argent gray painted styled with chrome hub (4)	S	-	-
16" Chrome styled steel with chrome hub (4)	-	S	S
Grille			
Storm gray "egg crate" insert with chrome surround (XL 4x2/4x4; XLT 4x2)	S	S	-
Storm gray "mesh" insert with color-keyed surround (XLT 4x4; Lariat 4x2/4x4)	-	S	S
Cab steps (tubular or platform)	O	O	O
Door handles (XL black; XLT/Lariat color-keyed)	S	S	S
Fog lamps (4x4)	O	S	S
Four doors (SuperCab)	S	S	S
Four full-sized doors (SuperCrew)	-	S	S
Front tow hooks (4x4)	O	S	S
Lockable tailgate	O	S	S
Pickup bed extender (SuperCrew)	-	O	O
Pickup box features: protective bed rail and tailgate top moldings; horizontal pockets and vertical slots in side panels for special loading (Regular Cab/SuperCab); tie-down hooks	S	S	S
Rear door/window Privacy Glass (SuperCrew)	-	S	S
Rear flip-out quarter windows with Privacy Glass (SuperCab)	-	S	S
Removable tailgate with black handle	S	S	S
Sliding rear window	O	O	O
"Snapless" tonneau cover (Regular Cab/SuperCab)	O	O	O
Trailer tow wiring, 4-pin connector	S	S	S
Two-tone paint, lower	-	O	O

Standard S Optional O Available X
 *Includes painted steel spare



Interior Features



F - 1 5 0 K I N G R A N C H

The king-size roominess of the brand-new F-150 King Ranch. It has seat-back saddlebags, Texas King Ranch branding, and sewn seats of thick leather directly from the largest cattle ranch on earth. King Ranch. There's nothing like it.


F - 150 INTERIOR FEATURES



1. SUPERCREW'S OPTIONAL MOONROOF, JUST IN CASE YOU HAVE A MOMENT TO ENJOY THE VIEW.
2. A CLASS EXCLUSIVE INNOVATION: POWER ADJUSTABLE PEDALS. AN OPTION THE OTHER GUYS JUST HAVEN'T GOT. STANDARD ON SUPERCREW.
3. THIS OPTIONAL SHIFT-ON-THE-FLY 4X4 IS AS EASY AS IT GETS.
4. OPTIONAL AUTOMATIC HEADLAMPS. SOMETHING LESS TO THINK ABOUT WHEN THE SUN GOES DOWN.
5. SUPERCREW'S OPTIONAL REAR SEAT ENTERTAINMENT CENTER INCLUDES A DROP-DOWN 6.4" LCD MONITOR, VIDEO CASSETTE PLAYER, 2 HEADPHONES AND A REMOTE CONTROL. IT'S PERFECT WHEN EVERYONE IS OFF THE CLOCK.



1. BIRD'S EYE VIEW OF OPTIONAL XLT SUPERCAB CAPTAIN'S CHAIRS WITH INTEGRATED RESTRAINTS TRIMMED IN MEDIUM GRAPHITE CLOTH. (LATE AVAILABILITY)
2. THE ROLLED AND PLEATED HARLEY-DAVIDSON F-150 INTERIOR. YOU CAN'T SEE THE POWERFUL ENGINE FROM HERE BUT YOU CAN FEEL THE RUMBLE.
3. WE'VE SUBSTITUTED A LEATHER-WRAPPED STEERING WHEEL FOR HARLEY-DAVIDSON HANDLEBARS.



1. DARK GRAPHITE VINYL.
2. MEDIUM PARCHMENT VINYL.
3. MEDIUM GRAPHITE CLOTH.
4. DARK GRAPHITE CLOTH.
5. MEDIUM PARCHMENT CLOTH.
6. MEDIUM GRAPHITE LEATHER.
7. MEDIUM PARCHMENT LEATHER.

EXTERIOR COLOR/INTERIOR TRIM	MEDIUM GRAPHITE	MEDIUM PARCHMENT	DARK GRAPHITE ¹
F-150 XL, XLT and LARIAT*			
Silver Clearcoat Metallic ¹	●	–	●
Oxford White Clearcoat	●	●	●
Arizona Beige Clearcoat Metallic	–	●	●
Dark Highland Green Clearcoat Metallic	●	●	●
Deep Wedgewood Blue Clearcoat Metallic	●	●	●
Island Blue Clearcoat Metallic ¹	●	●	●
Toreador Red Clearcoat Metallic ¹	●	●	●
Bright Red Clearcoat	●	●	●
Chestnut Clearcoat Metallic ²	–	●	●
Black Clearcoat	●	●	●

*See your dealer for two-tone color combinations.
¹Not available with Lariat trim. ²Not available with SuperCrew

Following publication of the catalog, certain changes in standard equipment, options and the like, or product delays, may have occurred which would not be included in these pages. Your Ford Dealer is your best source for up-to-date information. Ford Division reserves the right to change product specifications at any time without incurring obligations.

Competitive comparisons based on publicly available information at time of printing.

INTERIOR FEATURES	XL	XLT	LARIAT
Door trim			
Integral armrest/map pocket/vinyl upper, curb light	S	S	S
Floor trim			
Black vinyl	S	–	–
Black vinyl mat (carpet delete; Regular Cab/SuperCab)	–	0	0
Color-keyed carpet (includes color-keyed carpeted floor mats with XL)	0	S	S
Floor mats, carpeted, color-keyed (unique on Lariat)	–	S	S
Color-keyed cloth headliner and sun visors	S	S	S
Grab handles front, A-pillar, driver and passenger sides	S	S	S
Air conditioning	0	S	S
Speed control/tilt steering wheel	0	S	S
Color-keyed, leather-wrapped steering wheel	–	S	S
6-way power driver's seat/autolamp system	–	0	S
Rear seat storage bin (Regular Cab)	–	S	–
Interval wipers (speed-dependent on XLT and Lariat)	S	S	S
Powerpoint auxiliary outlet, front	S	S	S
Instrument panel dual cupholders and ash cup	S	S	S
Power windows ("one-touch-down" driver's side) and power door locks	–	S	S
Console, overhead: compass, outside air temperature indicator, storage for sunglasses and garage door opener	–	S	S
Mirror			
Rear view, day/night flip	S	S	–
Electrochromic day/night	–	–	0
Power moonroof (SuperCab and SuperCrew; late availability on SuperCrew)	–	0	0
Power adjustable accelerator and brake pedals (standard on SuperCrew)	0	0	S
Rear seat grab handles, reading lamps, cupholders, auxiliary powerpoint (SuperCrew)	–	S	S
Cab back panel storage compartment with two access doors (SuperCrew)	–	S	S

SEATING ARRANGEMENTS

Cloth, bench seat	S	–	–
40/60 cloth split bench seat with recliners; center armrest with cupholder, storage compartment and driver's manual lumbar adjustment	0	S	–
40/60 leather-trimmed split bench seat with recliners; center armrest with cupholder, storage compartment and driver's manual lumbar adjustment	–	–	S
Captain's chairs with console and driver's manual lumbar adjustment (cloth XLT, leather-trimmed Lariat)		0	0
Rear 40/60 flip-up split bench seat (SuperCab)	S	S	S ¹
Rear 40/60 fold-down split bench seat (SuperCrew)	–	S	S

AUDIO SYSTEMS

Rear Seat Entertainment System (SuperCrew only) video cassette player, flip-down 6.4" monitor, video game jacks, headphones	–	0	0
AM/FM stereo/cassette (NA with SuperCrew)	S	0	–
Premium AM/FM stereo/single CD player	0	S	S
Premium AM/FM stereo/cassette/6-disc CD changer	–	0	0

SAFETY AND SECURITY FEATURES

SecuriLock™ Passive Anti-Theft System	S	S	S
Second Generation driver and right front passenger airbags*	S	S	S
4-wheel anti-lock braking system	S	S	S
Remote Keyless Entry System	–	S	S
Driver's side keypad entry	–	–	S
Child Safety Seat Tether Anchors	S	S	S

¹Vinyl with Lariat Super Cab.

*Always wear your safety belt and always deactivate the passenger airbag when using a rear-facing child safety seat with Regular Cab and SuperCab models. Always wear your safety belt, and always secure children in the rear seat with SuperCrew models.

F - 150

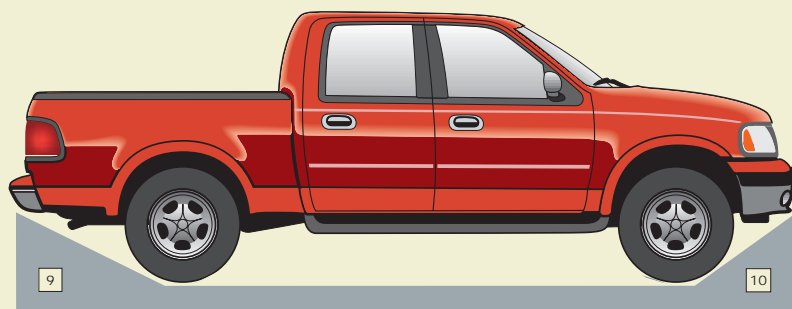
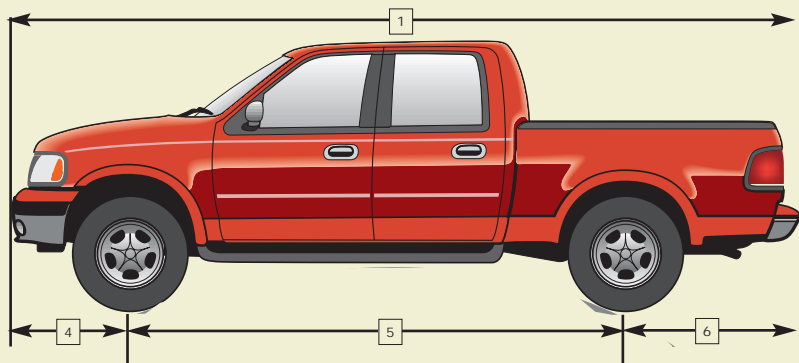
EXTERIOR COLORS






	ARIZONA BEIGE	CLEARCOAT METALLIC
	DEEP WEDGEWOOD BLUE	CLEARCOAT METALLIC
	CHESTNUT	CLEARCOAT METALLIC
	ISLAND BLUE	CLEARCOAT METALLIC
	TOREADOR RED	CLEARCOAT METALLIC
	SILVER	CLEARCOAT METALLIC
	BRIGHT RED	CLEARCOAT METALLIC
	DARK HIGHLAND GREEN	CLEARCOAT METALLIC
	OXFORD WHITE	CLEARCOAT
	BLACK	CLEARCOAT

DIMENSIONS	F-150 REG. CAB STYLE/SIDE	F-150 SUPERCAB STYLE/SIDE	F-150 SUPERCREW
1 Overall Length - Inches 4x2 4x4	206.9" 207.2"	225.5" 225.8"	225.9" 226.2"
2 Overall Width - Inches 4x2 4x4	79.3" 79.5"	79.3" 79.5"	79.1" 79.9"
3 Overall Height - Inches (empty) 4x2 4x4	72.7" 75.4"	72.8" 75.5"	73.9" 76.9"
4 Front Overhang - Inches 4x2 4x4	38.7" 38.7"	38.7" 38.7"	38.7" 38.7"
5 Wheelbase - Inches 4x2 4x4	119.9" 120.2"	138.5" 138.8"	138.5" 138.8"
6 Rear Overhang - Inches 4x2 4x4	48.3" 48.3"	48.3" 48.3"	48.7" 48.7"
7 Axle Clearance - Inches (empty, rear) 4x2 4x4	7.3" 7.3"	7.3" 7.3"	8.0" 8.0"
8 Load Floor Height - Inches (empty) 4x2 4x4	32.5" 35.0"	32.3" 34.9"	32.0" 35.0"
9 Angle of Departure - Degrees (empty) 4x2 4x4	16.2° 19.9°	16.1° 19.8°	17.0° 21.7°
10 Angle of Approach - Degrees (empty) 4x2 4x4	18.5° 26.0°	18.1° 25.8°	21.6° 28.4°
11 Ramp Breakover Angle - Degrees (empty) 4x2 4x4	17.4° 21.7°	14.7° 18.7°	14.7° 18.7°

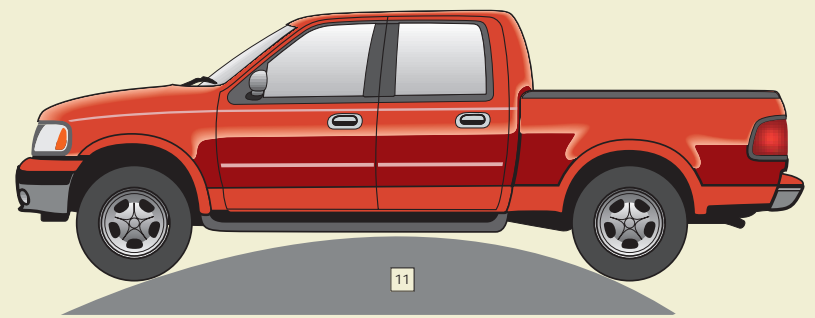
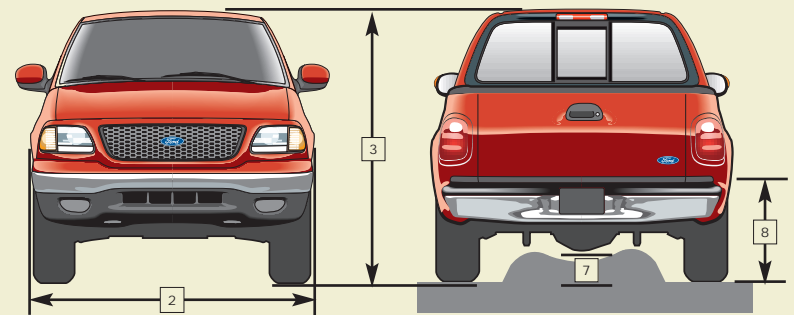
Dimensions are for reference only, all wheelbases and box styles/lengths are not represented, see dealer for complete details on all models. *F-350 DRW.



ENGINES	SPECIFICATIONS	F-150
 <p>4.2L OHV V6</p>	Compression Ratio:	9.2:1
	Horsepower SAE net:	202 @ 4,800 rpm
	Torque SAE net:	252 @ 3,400 rpm
 <p>4.6L SEFI V8</p>	Compression Ratio:	9.0:1
	Horsepower SAE net:	220 @ 4,500 rpm*
	Torque SAE net:	290 @ 3,250 rpm*
 <p>5.4L SEFI V8</p>	Compression Ratio:	9.0:1
	Horsepower SAE net:	260 @ 4,500 rpm
	Torque SAE net:	350 @ 2,500 rpm

*Based on 2000 model year. **With automatic transmission. 235 hp @ 2600 rpm, 1800 rpm w/ manual transmission (275 hp @ 2800 rpm, torque 520 ft. lbs. @1600 w/ manual transmission - late availability).

Built Ford Tough can be best defined by our engines, which have always been able to stand up to the demands of everyday life. And our wide range of gasoline engines, from a 2.5L I4 to the 6.8L V10, put out the muscle you need when you need it the most. Or maybe you need a diesel that can flat-out handle the big work. The available 7.3L PowerStroke® is not only the largest diesel in the Super Duty F-250/350 class, as well as E-Series, it's turbocharged, handling virtually any task you throw its way.



MAXIMUM PAYLOAD CAPABILITIES

F-150

Regular Cab – Styleside



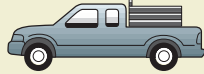
3,180 lbs.

Regular Cab – Flareside



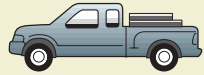
2,005 lbs.

SuperCab – Styleside



3,045 lbs.

SuperCab – Flareside



1,875 lbs.

SuperCrew



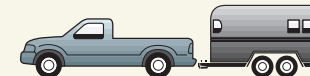
1,875 lbs.

*Conventional towing, see your dealer for F-Series fifth wheel towing capacities.

MAXIMUM TOWING CAPABILITIES*

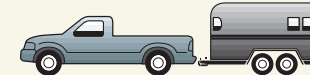
F-150

Regular Cab – 4x2



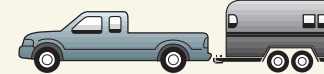
8,800 lbs.

Regular Cab – 4x4



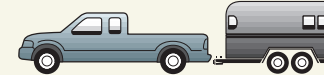
8,400 lbs.

SuperCab – 4x2



8,600 lbs.

SuperCab – 4x4



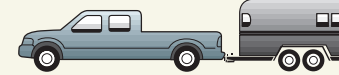
8,300 lbs.

SuperCrew – 4x2



8,000 lbs.

SuperCrew – 4x4



7,700 lbs.

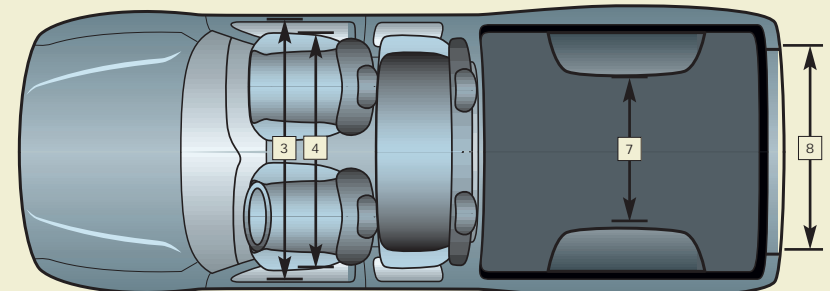
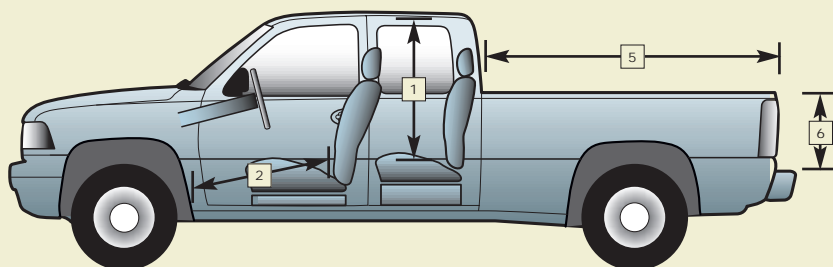
INTERIOR DIMENSIONS

	F-150 REGULAR CAB	F-150 SUPERCAB	F-150 SUPERCREW
Adult seating capacity	3	6	6
1 Head room - Front	40.8"	40.8"	39.8"
Second row	-	37.8"	39.8"
2 Leg room - Front	40.9"	40.9"	41.0"
Second row	-	32.2"	36.8"
3 Shoulder room - Front	63.8"	63.8"	63.7"
Second row	-	63.8"	63.6"
4 Hip room - Front	61.0"	61.0"	59.8"
Second row	-	63.2"	58.0"

BOX/CARGO DIMENSIONS

5A Nominal Box Length* - SWB/LWB	6'6"/8'	6'6"/8'	5'6"
5B Cargo Length	-	-	-
6 Cargo Height* to rail/ceiling	20.0"	20.0"	20.2"
7 Width at Wheelwells*	50.0"	50.0"	50.0"
8 Tailgate opening width*	60.3"	60.3"	49.3"
Box Volume* - SWB/LWB (cu. ft.)	58.6/72.6	58.6/72.6	44.2
Door opening height: rear	-	-	-
Door opening width: rear	-	-	-

*Box dimensions for Pickup Trucks based on Styleside only.



FORD TRUCKS ARE DESIGNED TO ENSURE BOTH DRIVERS AND PASSENGERS ENJOY COMFORTABLE, USEABLE SPACE NO MATTER WHAT SIZE INTERIOR.

- 1. HEAD ROOM IS MEASURED FROM THE SEAT TO THE HEADLINER.
- 2. LEG ROOM IS MEASURED FROM THE HIP POINT TO UNDEPRESSED ACCELERATOR.
- 3. SHOULDER ROOM REFLECT DISTANCE FROM DOOR TO DOOR AT SILL.
- 4. HIP ROOM CAPTURES DISTANCE DOOR TO DOOR AT SEAT LEVEL.
- 5A. NOMINAL BOX LENGTH MEASURES THE NOMINAL LENGTH OF THE PICK UP BOX.
- 5B. CARGO LENGTH MEASURES THE DISTANCE FROM THE BACK OF THE 1ST ROW SEAT TO THE FRONT OF THE REAR CARGO DOOR CLOSED.

- 6. CARGO HEIGHT: IN PICK-UP MEASURES FLOOR TO RAIL HEIGHT. IN E-SERIES VANS/WAGONS IT MEASURES FLOOR TO CEILING.
- 7. WIDTH AT WHEEL WELLS IS THE DISTANCE BETWEEN THE REAR WHEEL INTRUSIONS IN THE CARGO AREA.
- 8. TAILGATE OPENING IS THE HORIZONTAL DISTANCE MEASURED AT THE FLOOR WHEN THE TAILGATE IS OPEN.
- BOX VOLUME MEASURES THE CUBIC CAPACITY OF THE CARGO AREA. FORD TRUCKS ARE KNOWN FOR THEIR ABILITY TO WORK AT MAXIMUM CAPACITY UNTIL THE JOB IS DONE. AND SOME NOW FEATURE THE OPTIONAL BOX-EXTENDER THAT ROTATES TO LENGTHEN THE BOX BY ALMOST TWO FEET. THE BIGGER THE BOX, THE QUICKER THE JOB IS DONE.

DEALER-INSTALLED ACCESSORIES



1. OPTING FOR A PROTECTIVE BEDLINER IS A GREAT CALL.
2. MADE ESPECIALLY FOR YOUR SUPERCREW: A VERY HELPFUL SLIP RESISTANT STEP.
3. BED RAILS LOOK GREAT AND HELP PROTECT THE BOX.
4. CLASS-III RECEIVER-STYLE TRAILER HITCH BOLTS DIRECTLY TO THE FRAME. A CLASS-IV HITCH IS ALSO AVAILABLE.
5. A SOFT TONNEAU COVER SNAPS AND UNSNAPS, ALLOWING FOR PROTECTION AND EASY ACCESS TO STUFF IN THE BED.
6. HOOD DEFLECTOR HELPS PROTECTS THE PAINT FROM ROAD DEBRIS.
7. A COLOR-KEYED MOLDED STEP IS AVAILABLE TO ADD EASE AND STYLE TO YOUR ENTRY.

SEE YOUR DEALER FOR AVAILABILITY.

FORD CREDIT'S RED CARPET LEASE.
MANY LEASE MANAGERS HAVE COMPLETED MANY HOURS OF TRAINING IN A RED CARPET LEASE PROGRAM DESIGNED TO MAKE US THE BEST IN THE BUSINESS. WE THINK YOU'LL FIND A RED CARPET LEASE IS THE BEST WAY TO LEASE.

UNDER THE NEW VEHICLE LIMITED WARRANTY, YOU'LL RECEIVE BUMPER-TO-BUMPER NO-DEDUCTIBLE COVERAGE ON YOUR NEW FORD VEHICLE FOR 3 YEARS/36,000 MILES. YOU'LL ALSO RECEIVE UNLIMITED-MILEAGE, NO-DEDUCTIBLE CORROSION PERFORATION COVERAGE FOR FIVE YEARS. ASK YOUR FORD DEALER FOR A COPY OF THIS WARRANTY.

DURING ITS 3-YEAR/36,000-MILE LIMITED WARRANTY PERIOD, EVERY NEW FORD VEHICLE INCLUDES THE ASSURANCE AND SUPPORT OF A 24-HOUR EMERGENCY ROADSIDE ASSISTANCE PROGRAM. ROADSIDE ASSISTANCE INCLUDES SUCH SERVICES AS FUEL DELIVERY, TIRE CHANGES, JUMP STARTS, AND HELP WHEN YOU ARE LOCKED OUT OF YOUR VEHICLE. ASK YOUR FORD DEALER FOR COMPLETE DETAILS ABOUT THIS PROGRAM.

COMPLETE INFORMATION ON OUR VEHICLE LINEUP IS AVAILABLE ON OUR WEB SITE. TO GET MORE INFORMATION BEFORE YOU VISIT YOUR FORD DEALER, PLEASE VISIT US AT WWW.FORDVEHICLES.COM.

LIKewise, TO GET DETAILS ON VARIOUS FINANCING OPTIONS AVAILABLE ON YOUR NEW FORD VEHICLE, PLEASE VISIT OUR WEB SITE AT WWW.FORDCREDIT.COM.

DOING SO CAN GIVE YOU A HEAD START BEFORE TALKING TO YOUR FORD DEALER ABOUT FINANCING YOUR NEW FORD VEHICLE

