


2019 C-HR



# Get ready to show the world who you really are.

Distinctive style meets unique spirit in the 2019 Toyota C-HR. Find yourself taking center stage with its uniquely expressive, precision-cut lines that let C-HR shine from every angle. Agile handling helps this crossover show off its athletic side, with a driver-focused cockpit that keeps you in command. Best of all, with its standard Toyota Safety Sense™ P (TSS-P)<sup>23</sup> suite of active safety technologies, you'll get a valuable package of safety and cool tech. So embrace and express that bold spirit in the smartest way possible.



“I refused to compromise either design or driving performance.”

– Hiro Koba, C-HR Deputy Chief Engineer



XLE shown in Blue Flame.

See numbered footnotes in Disclosures section.



# Unapologetic at every angle.

Toyota C-HR's distinctive design stands out for all the right reasons — without even trying. Its fit lower body sits atop available 18-in. wheels to help give this city cruiser one powerful stance. C-HR's higher height and its steeply raked rear window work together to create a sporty, passenger-friendly cabin, as well as a uniquely distinct silhouette. Its standard projector-beam halogen headlights with unique cluster LED Daytime Running Lights (DRL), along with its cantilevered rear spoiler, all add to C-HR's sharp and edgy look and feel. And with all its color options, including an exclusive black or white roof on R-Code models,<sup>39, 40</sup> you can customize your C-HR to really make it your own.




Limited shown in Silver Knockout Metallic R-Code Black.<sup>39, 40</sup>

See numbered footnotes in Disclosures section.

# Design focused around you.

Toyota C-HR's distinctive exterior extends inward to its sleek interior texture. When you get in, you're instantly surrounded by a space that's been designed for someone who is really passionate about driving. The interior, which features available leather-trimmed seats, a leather-trimmed steering wheel and standard satin-plated shift knob, is totally intuitive and further showcases C-HR's focus on style. And C-HR isn't just sleek; it's smart too. An available Smart Key System<sup>22</sup> gives you easier access to jump right in, push "Start" and go.



## STANDARD 4.2-IN. MULTI-INFORMATION DISPLAY

Inside the gauge cluster is Toyota C-HR's standard 4.2-in. TFT Multi-Information Display, designed to give you all of your go-to information at a glance. See your average fuel economy, outside temperature, driving modes and G-Force Monitor.

## STANDARD 8-IN. COLOR DISPLAY

Front and center on Toyota C-HR's dash is the 8-in. audio display. Here, the touch-screen not only lets you access and control your Entune™ 3.0<sup>4</sup> Audio, App Suite<sup>4</sup> and Apple CarPlay™<sup>7</sup> from your compatible iPhone®<sup>44</sup> — this integrated color display unit will also show what your standard backup camera<sup>3</sup> detects behind you.



## AVAILABLE HEATED FRONT SEATS

Toyota C-HR's sport front bucket seats come with an available heating feature that helps you stay cozy when the temperature starts to drop.

INTERIOR/TECHNOLOGY



Limited interior shown in Black leather trim.

INTERIOR COMFORT



**STANDARD DUAL ZONE CLIMATE CONTROL**

You like it cool. But your friend likes it warm. Well, with Toyota C-HR's standard dual zone automatic climate control system, you both can have it your way and ride in total comfort.

**STANDARD ELECTRIC PARKING BRAKE<sup>30</sup> WITH BRAKE HOLD<sup>31</sup>**

You can use the toggle switch to manually activate Toyota C-HR's standard Electric Parking Brake, or set it to automatically engage/release the parking brake as you park. This system also includes the convenient Brake Hold feature. Turn it on with the push of a button, and when your foot is on the brake pedal and the vehicle is fully stopped, the feature holds the brake until you press on the accelerator.



**STANDARD 60/40 SPLIT REAR SEATS**

Toyota C-HR's rear hatch opens up to reveal a large cargo space<sup>36</sup> ready to help you transport all your favorite things. And with the standard 60/40 split rear seats, you can carry more than before.



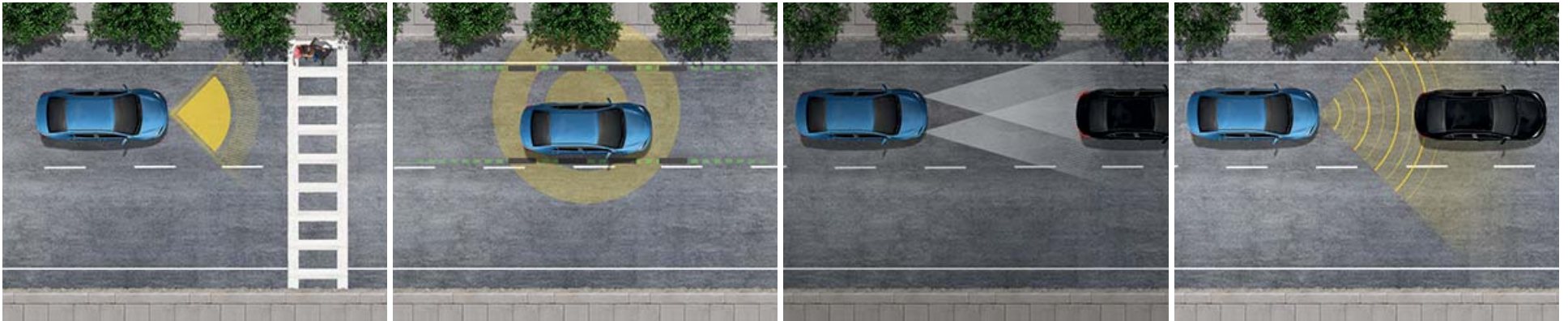
Limited interior shown in Black leather trim with available Entune™ 3.0<sup>4</sup> Premium Audio with Dynamic Navigation.<sup>16</sup>

See numbered footnotes in Disclosures section.



# Safety that follows you on every drive.

Toyota C-HR helps look out for you and your safety. Our standard Toyota Safety Sense™ P (TSS-P)<sup>23</sup> is an active safety package that combines the Pre-Collision System<sup>20</sup> with Pedestrian Detection<sup>24</sup> (PCS w/PD), Lane Departure Alert with Steering Assist (LDA w/SA)<sup>25</sup>, Automatic High Beams (AHB)<sup>26</sup> and Full-Speed Range Dynamic Radar Cruise Control (DRCC)<sup>21</sup> to assist you. TSS-P's comprehensive features create in-the-moment safety designed to help support your awareness and decision-making on the road.



## PRE-COLLISION SYSTEM<sup>20</sup> WITH PEDESTRIAN DETECTION<sup>24</sup> (PCS w/PD)

Using an in-vehicle camera and radar to help detect a vehicle or a pedestrian in front of you, the Pre-Collision System with Pedestrian Detection (PCS w/PD) is designed to help you mitigate or avoid a potential collision. If the system determines that a frontal collision is likely, it prompts you to take action using audio and visual alerts. If you notice the potential collision and apply the brakes, PCS w/PD may apply additional force using Brake Assist (BA)<sup>28</sup>. If you don't brake in time, it may automatically apply the brakes to reduce your speed, helping to minimize the likelihood of a frontal collision or reduce its severity.



## LANE DEPARTURE ALERT WITH STEERING ASSIST (LDA w/SA)<sup>25</sup>

Under certain circumstances, Lane Departure Alert (LDA) is designed to detect lane departure on roads with visible lane markings. LDA only activates when you're traveling at a speed of 32 mph or faster. When you hear and see the alert, after carefully checking the road around you, you should safely direct your vehicle back to the center of your lane. In addition, Toyota vehicles equipped with Toyota Safety Sense™ P (TSS-P)<sup>23</sup> and Electronic Power Steering (EPS) include Steering Assist functionality. When it's activated and senses that you're unintentionally drifting, the system may automatically make small corrective steering inputs to help keep your vehicle in its lane.



## AUTOMATIC HIGH BEAMS (AHB)<sup>26</sup>


Automatic High Beams (AHB) are a safety system designed to help you see more clearly at night — without distracting other drivers. Designed to activate at speeds above 25 mph, AHB rely on an in-vehicle camera to help detect the headlights of oncoming vehicles and taillights of preceding vehicles, then automatically toggle between high and low beams accordingly to provide the appropriate amount of light. By using high beams more frequently, the system may allow earlier detection of pedestrians and obstacles.



## FULL-SPEED RANGE DYNAMIC RADAR CRUISE CONTROL (DRCC)<sup>21</sup>

Intended for highways and similar to “constant speed” cruise control, Dynamic Radar Cruise Control (DRCC) lets you drive at a preset speed. DRCC uses vehicle-to-vehicle distance control, which adjusts your speed, to help you maintain a preset distance from vehicles ahead of you that are driving at a slower speed. DRCC uses a front-grille-mounted radar and an in-vehicle camera designed to detect vehicles and their distance. If a driver is traveling slower than you, or within your preset range, DRCC will automatically slow your vehicle down without deactivating cruise control. If DRCC determines you need to slow down more, an audio and visual alert notifies you and brakes are applied. When there's no longer a vehicle driving slower than your set speed in front of you, DRCC will then accelerate and regular cruise control will resume.

TOYOTA SAFETY SENSE™



PED XING



XLE shown in Blue Eclipse Metallic.



STYLISHLY DESIGNED

Edgy and to the point.



Limited shown in Blizzard Pearl.<sup>39</sup>

See numbered footnotes in Disclosures section.

# There's fun in every turn.

Born from the ingenuity of a race car driver, Toyota C-HR is designed to maximize driving pleasure every time you turn the wheel — whether you're cruising through the city or taking on your favorite winding road. Inside, its comfortable front bucket seats feature deep bolsters to help cradle you in the corners. Under the hood, a 2.0-liter 4-cylinder engine gives you 144 horsepower to play with, giving you the hustle you need to get to your next favorite spot. Throw in a sport-tuned suspension and Continuously Variable Transmission with intelligence and Shift Mode (CVTi-S), and you can count on Toyota C-HR to deliver a drive like no other.



## MACPHERSON STRUT FRONT SUSPENSION AND MULTI-LINK REAR SUSPENSION

Toyota C-HR's innovative MacPherson strut front suspension has angled strut bearings and a large-diameter stabilizer bar to help the front end respond quickly and precisely, so you can take on those corners like a pro. And at the rear, the multi-link suspension utilizes shock absorbers to help C-HR deliver a comfortable ride when cruising through the city.



## CONTINUOUSLY VARIABLE TRANSMISSION WITH INTELLIGENCE AND SHIFT MODE (CVTi-S)

Transforming Toyota C-HR's horsepower into forward motion is an advanced Continuously Variable Transmission with intelligence and Shift Mode (CVTi-S). Put it in "D," and it does all the work, giving you a smooth and efficient drive. And for those times when you want to take more control, its Sequential Shiftmatic™ Mode lets you manually shift between seven virtual gears.



## SPORT DRIVING MODE

Sport Mode unleashes Toyota C-HR's sporty side. Inspired by race cars, this smart tech sharpens the throttle for lively acceleration. Just step on the gas and get ready for some thrills.

PERFORMANCE



Limited interior shown in Black leather trim with available Entune™ 3.0<sup>4</sup> Premium Audio with Dynamic Navigation.<sup>16</sup>

See numbered footnotes in Disclosures section.

# Feel protected, wherever you go.

Tucked away neatly and nicely all throughout your C-HR are advanced safety features and measures that are designed to help keep you alert and safe in the event of an accident. Because, as any good driver knows, accidents can happen, and when it comes to driving, the best defense is a smart offense.

**10**  
airbags

## TEN STANDARD AIRBAGS<sup>32</sup>

Toyota C-HR has ten standard airbags for you and your crew. Those include a driver and front passenger Advanced Airbag System; driver, front passenger and rear seat-mounted side airbags; driver knee airbag; front passenger seat-cushion airbag; and front and rear side curtain airbags.



## HIGH-TENSILE STRENGTH

Intelligent use of high-strength materials, additional spot welds and advanced construction techniques help reinforce the body strength of Toyota C-HR. This strong body helps give C-HR impressive handling while also reducing unwanted noise, harshness and vibration.



## STAR SAFETY SYSTEM™

Every Toyota C-HR is built with our Star Safety System™ an advanced integration of active safety technologies designed to enhance traction, braking and more. Armed with these active safety features, Toyota C-HR is designed to help you avoid accidents in the first place. Not every car provides this level of safety, just every Toyota.

SAFETY



**AVAILABLE BLIND SPOT MONITOR (BSM)<sup>2</sup> AND  
REAR CROSS-TRAFFIC ALERT (RCTA)<sup>34</sup>**

Designed to help eliminate the element of surprise. By illuminating a warning signal on the outside mirrors, the available Blind Spot Monitor and Rear Cross-Traffic Alert help identify vehicles that you may not see when changing lanes or backing out of a parking space.

XLE shown in Silver Knockout Metallic.  
See numbered footnotes in Disclosures section.

Never stop coloring outside the lines.



XLE shown in Blue Eclipse Metallic.



## LE

### Powertrain

- 2.0-Liter 4-Cylinder Engine
- Continuously Variable Transmission with intelligence and Shift Mode (CVTi-S)
- 144 hp @ 6100 rpm
- 139 lb.-ft. @ 3900 rpm

### Exterior Features

- 17-in. steel wheels with P215/60R17 tires
- Color-keyed rear spoiler with unique cantilevered design
- Unique cluster LED Daytime Running Lights (DRL)
- Color-keyed outside door handles with hidden-type-design rear door handles
- Color-keyed heated power outside mirrors with turn signal indicators
- Black front lower grille insert

### Interior Features

- 4.2-in. TFT Multi-Information Display (MID)
- 8-in. touch-screen with integrated backup camera display<sup>3</sup>
- Entune™ 3.0<sup>4</sup> Audio with App Suite<sup>4</sup>
- Urethane tilt/telescopic steering wheel
- Leather-trimmed shift lever with satin-plated shift knob
- Sport fabric-trimmed front bucket seats; 6-way adjustable driver's seat with sport bolsters; 6-way adjustable front passenger seat with sport bolsters
- 3-passenger rear seating with fabric-trimmed 60/40 split fold-flat second-row rear seat
- Dual zone automatic climate control system
- Auto-dimming rearview mirror
- Remote keyless entry system

### Safety/Convenience

- Toyota Safety Sense™ P (TSS-P)<sup>23</sup> includes:
  - Pre-Collision System<sup>20</sup> with Pedestrian Detection<sup>24</sup> (PCS w/PD)
  - Lane Departure Alert with Steering Assist (LDA w/SA)<sup>25</sup>
  - Automatic High Beams (AHB)<sup>26</sup>
  - Full-Speed Range Dynamic Radar Cruise Control (DRCC)<sup>21</sup>



## XLE

Adds to or replaces features offered on LE

### Powertrain

- 2.0-Liter 4-Cylinder Engine
- Continuously Variable Transmission with intelligence and Shift Mode (CVTi-S)
- 144 hp @ 6100 rpm
- 139 lb.-ft. @ 3900 rpm

### Exterior Features

- Vortex-styled 18-in. sport alloy wheels with P225/50R18 tires
- Color-keyed outside front and passenger door handles with touch-sensor lock/unlock feature
- Outside hatchback door handle with touch-sensor lock/unlock feature
- Color-keyed heated power outside mirrors with turn signal and blind spot warning<sup>2</sup> indicators, puddle lights with "Toyota C-HR" projection, and auto-folding feature

### Interior Features

- Leather-trimmed tilt/telescopic steering wheel
- Smart Key System<sup>22</sup> on front doors and rear hatch with Push Button Start
- Dual sun visors with illuminated vanity mirrors

### Safety/Convenience

- Toyota Safety Sense™ P (TSS-P)<sup>23</sup> includes:
  - Pre-Collision System<sup>20</sup> with Pedestrian Detection<sup>24</sup> (PCS w/PD)
  - Lane Departure Alert with Steering Assist (LDA w/SA)<sup>25</sup>
  - Automatic High Beams (AHB)<sup>26</sup>
  - Full-Speed Range Dynamic Radar Cruise Control (DRCC)<sup>21</sup>
- Blind Spot Monitor (BSM)<sup>2</sup> and Rear Cross-Traffic Alert (RCTA)<sup>34</sup>

### Options

- R-Code paint treatment<sup>39</sup> — includes color-keyed body with black or white roof and outside mirrors
- Entune™ 3.0<sup>4</sup> Audio Plus with App Suite<sup>4</sup>



## Limited

Adds to or replaces features offered on XLE

### Powertrain

- 2.0-Liter 4-Cylinder Engine
- Continuously Variable Transmission with intelligence and Shift Mode (CVTi-S)
- 144 hp @ 6100 rpm
- 139 lb.-ft. @ 3900 rpm

### Exterior Features

- High-performance LED fog lights
- Rain-sensing windshield wipers and washer-linked intermittent rear wiper
- Red rear bumper garnish
- Piano-black B-pillar
- Chrome window trim accent

### Interior Features

- Entune™ 3.0<sup>4</sup> Audio Plus with App Suite<sup>4</sup>
- Leather-trimmed heated front bucket seats; 8-way adjustable driver's seat with sport bolsters and power lumbar support; 6-way adjustable front passenger seat with sport bolsters
- 3-passenger rear seating with leather-trimmed 60/40 split fold-flat second-row rear seat

### Safety/Convenience

- Toyota Safety Sense™ P (TSS-P)<sup>23</sup> includes:
  - Pre-Collision System<sup>20</sup> with Pedestrian Detection<sup>24</sup> (PCS w/PD)
  - Lane Departure Alert with Steering Assist (LDA w/SA)<sup>25</sup>
  - Automatic High Beams (AHB)<sup>26</sup>
  - Full-Speed Range Dynamic Radar Cruise Control (DRCC)<sup>21</sup>
- Blind Spot Monitor (BSM)<sup>2</sup> and Rear Cross-Traffic Alert (RCTA)<sup>34</sup>

### Options

- R-Code paint treatment<sup>39</sup> — includes color-keyed body with black or white roof and outside mirrors
- Entune™ 3.0<sup>4</sup> Premium Audio with App Suite<sup>4</sup> and Dynamic Navigation<sup>16</sup>

# Color



Black Sand Pearl



Blue Eclipse Metallic



Blue Eclipse Metallic R-Code Iceberg<sup>39,40</sup>



Blue Flame R-Code Black<sup>39,40</sup>



Blue Flame




Ruby Flare Pearl<sup>39</sup>



Ruby Flare Pearl R-Code Black<sup>39,40</sup>




Silver Knockout Metallic R-Code Black<sup>39,40</sup>




Magnetic Gray Metallic



Silver Knockout Metallic



Blizzard Pearl R-Code Black<sup>39,40</sup>



Blizzard Pearl<sup>39</sup>

# Trim



LE fabric shown in Black with Gunmetal accent



XLE fabric shown in Gray with Blue accent



XLE fabric shown in Black with Silver accent



Limited leather trim shown in Black with Silver accent



Limited leather trim/fabric shown in Brown with Silver accent

# Wheels



Vortex-styled 18-in. sport alloy wheel



17-in. steel wheel



## ACCESSORIES

Add a personal touch to your C-HR with Genuine Toyota Accessories. Some accessories may not be available in all regions of the country. See your Toyota dealer for details.

Alloy wheel locks  
All-weather floor liners<sup>41</sup>  
Cargo liner<sup>36</sup>  
Cargo net — spider<sup>36</sup>  
Cargo tote<sup>36</sup>  
Cargo tray<sup>36</sup>  
Carpet cargo mat<sup>36</sup>

Carpet floor mats<sup>41</sup>  
Coin holder/ashtray cup  
Doorsill protectors  
Emergency assistance kit  
First aid kit  
LED fog lights  
Mudguards

Oil cap  
Oil filter  
Paint protection film<sup>42</sup>  
Rear bumper protector  
Removable cross bars  
TRD oil cap  
TRD performance air filter

TRD performance air intake  
TRD performance lowering springs  
TRD performance oil filter  
Universal tablet holder<sup>43</sup>



Removable cross bars



Rear bumper protector



Mudguards



LED fog lights



Doorsill protectors



Cargo net — spider<sup>36</sup>



All-weather floor liners<sup>41</sup>



Cargo liner<sup>36</sup>

## WARRANTIES

Every Toyota Car, Truck and SUV is built to exceptional standards. And that's not idle boasting. We back it up with these Limited Warranty Coverages:

**Basic:** 36 months/36,000 miles (all components other than normal wear and maintenance items).

**Powertrain:** 60 months/60,000 miles (engine, transmission/transaxle, drive system, seatbelts and airbags).

**Rust-Through:** 60 months/unlimited miles (corrosion perforation of sheet metal).

**Emissions:** Coverages vary under Federal and California regulations. Refer to applicable *Warranty and Maintenance Guide* for details.

**Accessories:** For Genuine Toyota Accessories purchased at the time of the new vehicle purchase, the Toyota Accessory Warranty coverage is in effect for 36 months/36,000 miles from the vehicle's in-service date, which is the same coverage as the Toyota New Vehicle Limited Warranty.

For Genuine Toyota Accessories purchased after the new vehicle purchase the coverage is 12 months, regardless of mileage, from the date the accessory was installed on the vehicle, or the remainder of any applicable new vehicle warranty, whichever provides greater coverage.

You may be eligible for transportation assistance if it's necessary that your vehicle be kept overnight for repairs covered under warranty. Please see your authorized Toyota dealership for further details.

For complete details about Toyota's warranties, please visit [www.toyota.com](http://www.toyota.com), refer to the applicable *Warranty and Maintenance Guide* or see your Toyota dealer.

FEATURES<sup>1</sup>

EXTERIOR	LE	XLE	LIMITED	LE	XLE	LIMITED	
Aerodynamic rear lower diffuser with back rear and lip spoiler, vortex generators, aerodynamic underbody panels, and front and rear wheel spats	S	S	S	–	S	S	
Color-keyed sport front and rear bumpers, and aerodynamic rear fins with rear spoiler	S	S	S	S	–	–	
Projector-beam halogen headlights with auto on/off feature	S	S	S	Color-keyed heated power outside mirrors with turn signal and blind spot warning <sup>2</sup> indicators, puddle lights with “Toyota C-HR” projection, and auto-folding feature	–	S	S
C-HR unique cluster LED Daytime Running Lights (DRL) with on/off feature	S	S	S	Washer-linked variable intermittent windshield wipers and washer-linked intermittent rear wiper	S	S	–
Color-keyed rear spoiler with center high-mount stop light and unique cantilevered design	S	S	S	Rain-sensing windshield wipers and washer-linked intermittent rear wiper	–	–	S
High-performance LED fog lights	–	–	S	Rear window wiper and defogger	S	S	S
17-in. steel wheels with P215/60R17 tires	S	–	–	Black front lower grille insert	S	S	S
C-HR vortex-styled 18-in. sport alloy wheels with P225/50R18 95V tires	–	S	S	Acoustic noise-reducing front windshield	S	S	S
Color-keyed roof-mounted shark-fin antenna	S	S	S	Red rear bumper garnish	–	–	S
Color-keyed outside door handles with hidden-type-design rear door handles	S	S	S	Piano-black B-pillar	–	–	S
Color-keyed outside front and passenger door handles with touch-sensor lock/unlock feature	–	S	S	Chrome window trim accent	–	–	S
<b>INTERIOR</b>							
Dual zone automatic climate control system with pollen filter and individual temperature settings for driver and front passenger	S	S	S	Auto-dimming rearview mirror	S	S	S
Integrated backup camera <sup>3</sup>	S	S	S	Urethane tilt/telescopic steering wheel with audio, Multi-information Display, Bluetooth <sup>®10</sup> hands-free phone, voice-command, Full-Speed Range Dynamic Radar Cruise Control (DRCC) <sup>21</sup> Lane Departure Alert (LDA) <sup>19</sup> and trip controls	S	–	–
Entune™ 3.0 <sup>4</sup> Audio with App Suite <sup>4</sup> — includes six speakers, 8-in. touch-screen with integrated backup camera <sup>3</sup> display, AM/FM, Scout® GPS Link compatible <sup>5</sup> with 3-year trial, Siri® Eyes Free <sup>6</sup> Apple CarPlay™ <sup>7</sup> compatible, auxiliary port, USB media port 2.1 amp <sup>8</sup> hands-free phone capability, advanced voice recognition <sup>9</sup> and music streaming <sup>10</sup> via Bluetooth <sup>®10</sup> wireless technology. Access to Entune™ 3.0 <sup>4</sup> App Suite is subscription-free. See <a href="http://toyota.com/entune">toyota.com/entune</a> for details.	S	S	–	Leather-trimmed tilt/telescopic steering wheel with audio, Multi-Information Display, Bluetooth <sup>®10</sup> hands-free phone, voice-command, Full-Speed Range Dynamic Radar Cruise Control (DRCC) <sup>21</sup> Lane Departure Alert (LDA) <sup>19</sup> and trip controls	–	S	S
Entune™ 3.0 <sup>4</sup> Audio Plus with App Suite <sup>4</sup> — includes six speakers, 8-in. touch-screen with integrated backup camera <sup>3</sup> display, AM/FM, auxiliary port, USB media port 2.1 amp <sup>8</sup> advanced voice recognition <sup>9</sup> hands-free phone capability and music streaming <sup>10</sup> via Bluetooth <sup>®10</sup> wireless technology, Scout® GPS Link compatible <sup>5</sup> with 3-year trial, Siri® Eyes Free <sup>6</sup> Apple CarPlay™ <sup>7</sup> compatible, HD Radio, <sup>7M11</sup> Entune™ 3.0 <sup>4</sup> App Suite, SiriusXM® Satellite Radio <sup>12</sup> with 3-month SiriusXM All Access trial. <sup>13</sup> Entune™ 3.0 <sup>4</sup> Toyota Connected Services — Safety Connect <sup>®14</sup> with 3-year trial, Wi-Fi Connect Powered by Verizon <sup>15</sup> with up to 2 GB within 6-month trial. Access to Entune™ 3.0 <sup>4</sup> App Suite is subscription-free. See <a href="http://toyota.com/entune">toyota.com/entune</a> for details.	–	O	S	Leather-trimmed shift lever with satin-plated shift knob	S	S	S
Entune™ 3.0 <sup>4</sup> Premium Audio with App Suite <sup>4</sup> and Dynamic Navigation <sup>16</sup> — includes six speakers, 8-in. touch-screen with integrated backup camera <sup>3</sup> display, AM/FM/HD Radio, <sup>7M11</sup> auxiliary port, USB media port 2.1 amp <sup>8</sup> Dynamic Navigation <sup>16</sup> with 3-year trial, Dynamic POI Search with 3-year trial, Dynamic Voice Recognition with 3-year trial, hands-free phone capability and music streaming <sup>10</sup> via Bluetooth <sup>®10</sup> wireless technology, Siri® Eyes Free <sup>6</sup> Apple CarPlay™ <sup>7</sup> compatible, SiriusXM® Satellite Radio <sup>12</sup> with 3-month SiriusXM All Access trial. <sup>13</sup> Entune™ 3.0 <sup>4</sup> Toyota Connected Services — Safety Connect <sup>®14</sup> with 3-year trial, Wi-Fi Connect Powered by Verizon <sup>15</sup> with up to 2 GB within 6-month trial, Destination Assist Connect <sup>17</sup> with 6-month trial. Access to Entune™ 3.0 <sup>4</sup> App Suite is subscription-free. See <a href="http://toyota.com/entune">toyota.com/entune</a> for details.	–	–	O	Sport fabric-trimmed front bucket seats; 6-way adjustable driver’s seat with sport bolsters; 6-way adjustable front passenger seat with sport bolsters	S	S	–
4.2-in. TFT Multi-Information Display with customizable settings, odometer, Sport and ECO Modes, outside temperature, fuel economy and trip information, fuel economy history, current/average fuel economy, distance to empty, cruising range, average speed, trip distance with timer, TPMS <sup>18</sup> G-Force Monitor, driver’s assist, Lane Departure Alert (LDA) <sup>19</sup> Pre-Collision System (PCS) <sup>20</sup> warning messages, opening welcome animation during power-on, and trip summary when powering off	S	S	S	Leather-trimmed heated front bucket seats; 8-way adjustable driver’s seat with sport bolsters and power lumbar support; 6-way adjustable front passenger seat with sport bolsters	–	–	S
				3-passenger rear seating with fabric-trimmed 60/40 split fold-flat second-row rear seat with adjustable headrests	S	S	–
				3 passenger rear seating with leather-trimmed 60/40 split fold-flat second-row rear seat with adjustable headrests	–	–	S
				Power windows with one-touch auto up/down in all positions	S	S	S
				Cargo area cover	S	S	S
				Remote keyless entry system with lock, unlock and panic functions	S	S	S
				Smart Key System <sup>22</sup> on front doors and rear hatch with Push Button Start, remote keyless entry system with lock, unlock and panic functions, and remote illuminated entry	–	S	S
				Center armrest with 12V power outlet	S	S	S
				Two front cup holders; two front and two rear bottle holders	S	S	S
				Passenger-side glove compartment	S	S	S
				Front-door storage pockets with sculpted bottle holders	S	S	S
				Dual sun visors with illuminated vanity mirrors	–	S	S

See numbered footnotes in Disclosures section.

S = Standard O = Optional – = Not available

FEATURES<sup>1</sup> (continued)

SAFETY AND CONVENIENCE	LE	XLE	LIMITED	LE	XLE	LIMITED	
Toyota Safety Sense™ P (TSS-P) <sup>23</sup> — Pre-Collision System <sup>20</sup> with Pedestrian Detection <sup>24</sup> (PCS w/PD), Lane Departure Alert with Steering Assist (LDA w/SA) <sup>25</sup> , Automatic High Beams (AHB) <sup>26</sup> and Full-Speed Range Dynamic Radar Cruise Control (DRCC) <sup>21</sup>	S	S	S	S	S	S	
<b>STAR SAFETY SYSTEM</b> — includes Vehicle Stability Control (VSC) <sup>27</sup> , Traction Control (TRAC), Anti-lock Brake System (ABS), Electronic Brake-force Distribution (EBD), Brake Assist (BA) <sup>28</sup> and Smart Stop Technology® (SST) <sup>29</sup>	S	S	S	S	S	S	
Electric Parking Brake <sup>30</sup>	S	S	S	S	S	S	
Brake Hold <sup>31</sup>	S	S	S	S	S	S	
Ten airbags <sup>32</sup> — includes driver and front passenger Advanced Airbag System; driver, front passenger and rear seat-mounted side airbags; driver knee airbag; front passenger seat-cushion airbag; and front and rear side curtain airbags	S	S	S	S	S	S	
				3-point seatbelts for all seating positions; driver-side Emergency Locking Retractor (ELR) and Automatic/Emergency Locking Retractor (ALR/ELR) on all passenger seatbelts	S	S	S
				Driver and front passenger seatbelt pretensioners with force limiters	S	S	S
				Driver and front passenger seatbelt warning system	S	S	S
				Engine immobilizer <sup>33</sup>	S	S	S
				LATCH (Lower Anchors and Tethers for CHildren) includes lower anchors and tether anchors on outboard second-row seats	S	S	S
				Blind Spot Monitor (BSM) <sup>2</sup> and Rear Cross-Traffic Alert (RCTA) <sup>34</sup>	–	S	S
				Hill Start Assist Control (HAC) <sup>35</sup>	S	S	S
				Tire Pressure Monitor System (TPMS) <sup>18</sup> When the tire pressure drops to a critically low level, a light on the instrument panel alerts the driver.	S	S	S
				Child-protector rear door locks	S	S	S

SPECIFICATIONS

MECHANICAL/PERFORMANCE	LE	XLE	LIMITED
<b>ENGINE</b>			
2.0-Liter 4-Cylinder DOHC 16-Valve with Valvematic, 144 hp @ 6100 rpm/139 lb.-ft. @ 3900 rpm	S	S	S
<b>EMISSION RATING</b>			
LEV3, ULEV125	S	S	S
<b>TRANSMISSION</b>			
Continuously Variable Transmission with intelligence and Shift Mode (CVTi-S)	S	S	S
<b>FUEL-INJECTION SYSTEM</b>			
Electronic, with Toyota Direct Ignition (TDI)	S	S	S
<b>DRIVETRAIN</b>			
Front-Wheel Drive (FWD)	S	S	S
<b>BODY CONSTRUCTION</b>			
Unitized body	S	S	S
<b>SUSPENSION</b>			
Independent MacPherson strut front suspension with stabilizer bar, coil springs and hydraulic shock absorbers	S	S	S
Multi-link rear suspension with coil springs, trailing arms, stabilizer bar and hydraulic shock absorbers	S	S	S
<b>STEERING</b>			
Electric Power Steering (EPS)	S	S	S
Minimum turning radius	17.1	17.1	17.1
<b>BRAKES</b>			
Power-assisted brakes: ventilated front discs and solid rear discs	S	S	S
<b>DRIVING MODE</b>			
Sport, Normal and ECO	S	S	S

DIMENSIONS	LE	XLE	LIMITED
<b>EXTERIOR (in.)</b>			
Overall height	61.6	61.6	61.6
Overall width	70.7	70.7	70.7
Overall length	171.2	171.2	171.2
Wheelbase	103.9	103.9	103.9
Track (front/rear) (18-in. wheels)	60.6/60.6	60.6/60.6	60.6/60.6
<b>INTERIOR (front/rear) (in.)</b>			
Head room	38.1/38.3	38.1/38.3	38.1/38.3
Shoulder room	49/52.5	49/52.5	49/52.5
Hip room	52.97/48	52.97/48	52.97/48
Leg room	43.46/31.7	43.46/31.7	43.46/31.7
Seating capacity	5	5	5
<b>OFF-HIGHWAY</b>			
Approach/departure angle (degrees)	15.8/38	15.8/38	15.8/38
Ground clearance (in.)	5.9	5.9	5.9
<b>WEIGHTS AND CAPACITIES</b>			
Curb weight (lb.)	3300	3300	3300
Gross Vehicle Weight Rating (GVWR) (lb.)	4330	4330	4330
Cargo volume (behind first row/behind second row) (cu. ft.) <sup>36</sup>	36.4/19.0	36.4/19.0	36.4/19.0
Fuel tank (gal.)	13.2	13.2	13.2
Towing capacity <sup>37</sup>	0	0	0
EPA interior volume	102.8	102.8	102.8
Passenger volume	83.8	83.8	83.8
<b>TIRES</b>			
Size: P215/60R17	S	–	–
Size: P225/50R18 95V	–	S	S
Type: All-Season steel-belted radial blackwalls	S	S	S
Spare: Temporary (P165/80R17ST)	S	S	S
<b>MILEAGE ESTIMATES (mpg city/highway/combined)<sup>38</sup></b>			
	27/31/29	27/31/29	27/31/29

See numbered footnotes in Disclosures section.

S = Standard O = Optional – = Not available

## DISCLOSURES

**1.** Toyota strives to build vehicles to match customer interest and thus they typically are built with popular options and option packages. Not all options/packages are available separately and some may not be available in all regions of the country. If you would prefer a vehicle with no or different options, contact your dealer to check for current availability or the possibility of placing a special order. **2.** Do not rely exclusively on the Blind Spot Monitor. Always look over your shoulder and use your turn signal. There are limitations to the function, detection and range of the monitor. See *Owner's Manual* for additional limitations and details. **3.** The backup camera does not provide a comprehensive view of the rear area of the vehicle. You should also look around outside your vehicle and use your mirrors to confirm rearward clearance. Environmental conditions may limit effectiveness and view may become obscured. See *Owner's Manual* for additional limitations and details. **4.** Be sure to obey traffic regulations and maintain awareness of road and traffic conditions at all times. Apps/services vary by phone/carrier; functionality depends on many factors. Select apps use large amounts of data; you are responsible for charges. Apps and services subject to change. See [toyota.com/entune](http://toyota.com/entune) for details. **5.** Be sure to obey traffic regulations and maintain awareness of road and traffic conditions at all times. Apps/services vary by phone/carrier; functionality depends on many factors. Select apps use large amounts of data; you are responsible for charges. Apps and services subject to change. Availability and accuracy of the information provided by Scout® GPS Link is dependent upon many factors. Use common sense when relying on information provided. Services and programming subject to change. Services not available in every city or roadway. See [toyota.com/entune](http://toyota.com/entune) for details. Scout® is a registered trademark of Telenav, Inc. **6.** Always drive safely, obey traffic laws and focus on the road while driving. Siri® is available on select iPhone®/iPad® models and requires Internet access. Siri® is not available in all languages or all areas and features vary by area. Some Siri® functionality and commands are not accessible in the vehicle. Data charges may apply. See [apple.com](http://apple.com) and phone carrier for details. Siri® is a registered trademark of Apple Inc. **7.** Apple CarPlay™ is a trademark of Apple Inc. **8.** May not be compatible with all mobile phones, MP3/WMA players and like models. **9.** Advanced voice recognition capabilities vary by head unit. **10.** The Bluetooth® word mark and logos are registered trademarks owned by Bluetooth SIG, Inc., and any use of such marks by Toyota is under license. A compatible Bluetooth®-enabled phone must first be paired. Phone performance depends on software, coverage and carrier. **11.** HD Radio™ Technology manufactured under license from iBiquity Digital Corporation U.S. and Foreign Patents. HD Radio™ and the HD, HD Radio, and "Arc" logos are proprietary trademarks of iBiquity Digital Corp. **12.** SiriusXM® audio services require a subscription sold separately by Sirius XM Radio Inc. If you decide to continue service after your trial, the subscription plan you choose will automatically renew thereafter and you will be charged according to your chosen payment method at then-current rates. Fees and taxes apply. To cancel, you must call SiriusXM at 1-866-635-2349. See SiriusXM Customer Agreement for complete terms at [www.siriusxm.com](http://www.siriusxm.com). All fees and programming subject to change. Not all vehicles or devices are capable of receiving all services offered by SiriusXM. Current information and features may not be available in all locations, or on all receivers. ©2018 Sirius XM Radio Inc. SiriusXM and all related marks and logos are trademarks of Sirius XM Radio Inc. **13.** Trial length and service availability may vary by model, model year or trim. **14.** Contact with the response center may not be available in all areas. Service Agreement required. A variety of subscription terms available; charges will vary. See [toyota.com](http://toyota.com) for details. **15.** Verizon Wireless is the network provider for Wi-Fi Connect, which uses Verizon's 4G LTE network to transmit data. Data usage applies. Coverage not available everywhere; see [vzw.com](http://vzw.com). See [verizonwireless.com/bestnetwork](http://verizonwireless.com/bestnetwork) for details. LTE is a trademark of ETSI. Other terms apply. Up to 5 devices can be supported using in-vehicle connectivity. Verizon Wireless data subscription required upon end of 6-month trial period or use of 2 GB data (whichever comes first). Use of Wi-Fi Connect subject to Verizon Wireless' Customer Agreement ([verizonwireless.com/legal/notices/customer-agreement/](http://verizonwireless.com/legal/notices/customer-agreement/)), Privacy Policy ([verizon.com/about/privacy/privacy-policy-summary](http://verizon.com/about/privacy/privacy-policy-summary)), and data use policies ([verizonwireless.com/support/vz-email-legal/](http://verizonwireless.com/support/vz-email-legal/)). **16.** Availability and accuracy of the information provided by the Dynamic Navigation system is dependent upon many factors. Use common sense when relying on information provided. Services and programming subject to change. Services not available in every city or roadway. See *Owner's Manual* for details. **17.** Availability and accuracy of the information provided is dependent upon many factors. Use common sense when relying on this information. Services and programming subject to change. Service not available in every city or roadway. See *Owner's Manual* for details. **18.** The Tire Pressure Monitor System alerts the driver when tire pressure is critically low. For optimal tire wear and performance, tire pressure should be checked regularly with a gauge; do not rely solely on the monitor system. See *Owner's Manual* for details. **19.** Lane Departure Alert is designed to read visible lane markers under certain conditions, and provide visual and audible alerts when lane departure is detected. It is not a collision-avoidance system or a substitute for safe and attentive driving. Effectiveness is dependent on many factors including road, weather and vehicle conditions. See *Owner's Manual* for additional limitations and details. **20.** The TSS Pre-Collision System is designed to help avoid or reduce the crash speed and damage in certain frontal collisions only. It is not a substitute for safe and attentive driving. System effectiveness is dependent on many factors including road, weather and vehicle conditions. See *Owner's Manual* for additional limitations and details. **21.** Full-Speed Range Dynamic Radar Cruise Control is designed to assist the driver and is not a substitute for safe and attentive driving practices. System effectiveness is dependent on road, weather and traffic conditions. See *Owner's Manual* for additional limitations and details. **22.** The Smart Key System may interfere with some pacemakers or cardiac defibrillators. If you have one of these medical devices, please talk to your doctor to see if you should deactivate this system. **23.** Drivers are responsible for their own safe driving. Always pay attention to your surroundings and drive safely. System effectiveness is dependent on many factors including road, weather and vehicle conditions. See *Owner's Manual* for additional limitations and details. **24.** The Pedestrian Detection system is designed to detect a pedestrian ahead of the vehicle, determine if impact is imminent and help reduce impact speed. It is not a substitute for safe and attentive driving. System effectiveness depends on many factors, such as speed, size and position of pedestrians, and weather, light and road conditions. See *Owner's Manual* for additional limitations and details. **25.** Lane Departure Alert with Steering Assist is designed to read visible lane markers under certain conditions. It provides a visual and audible alert, and slight steering force when lane departure is detected. It is not a collision-avoidance system or a substitute for safe and attentive driving. Effectiveness is dependent on many factors including road, weather and vehicle conditions. See *Owner's Manual* for additional limitations and details. **26.** Automatic High Beams operate at speeds above 25 mph. Factors such as a dirty windshield, weather, lighting and terrain limit effectiveness, requiring the driver to manually operate the high beams. See *Owner's Manual* for additional limitations and details. **27.** Vehicle Stability Control is an electronic system designed to help the driver maintain vehicle control under adverse conditions. It is not a substitute for safe and attentive driving practices. Factors including speed, road conditions, weather and driver steering input can all affect whether VSC will be effective in preventing a loss of control. See *Owner's Manual* for additional limitations and details. **28.** Brake Assist is designed to help the driver take full advantage of the benefits of ABS. It is not a substitute for safe driving practices. Braking effectiveness also depends on proper vehicle maintenance, and tire and road conditions. See *Owner's Manual* for additional limitations and details. **29.** Smart Stop Technology® operates only in the event of certain contemporaneous brake and accelerator pedal applications. When engaged, the system will reduce power to help the brakes bring the vehicle to a stop. Factors including speed, road conditions and driver input can all impact stopping distance. Smart Stop Technology® is not a substitute for safe and attentive driving and does not guarantee instant stopping. See *Owner's Manual* for details. **30.** When the system is on, Automatic Electric Parking Brake is designed to automatically engage the Electric Parking Brake under limited conditions. It may not hold the vehicle under all conditions and does not function when the vehicle is in Reverse. Automatic Electric Parking Brake is not a substitute for manual use of the Electric Parking Brake. See *Owner's Manual* for additional limitations and details. **31.** When the system is on, Brake Hold is designed to keep the brakes engaged after the driver brings the vehicle to a complete stop. It may not hold the vehicle under certain conditions and does not function when the vehicle is in Reverse. Brake Hold is not a substitute for safe and attentive driving. See *Owner's Manual* for additional limitations and details. **32.** All the airbag systems are Supplemental Restraint Systems. All airbags (if installed) are designed to inflate only under certain conditions and in certain types of severe collisions. To decrease the risk of injury from an inflating airbag, always wear seatbelts and sit upright in the middle of the seat as far back as possible. Do not put objects in front of an airbag or around the seatback. Do not use a rearward-facing child seat in any front passenger seat. See *Owner's Manual* for additional limitations and details. **33.** The engine immobilizer is a state-of-the-art anti-theft system. When you insert your key into the ignition switch or bring a Smart Key fob into the vehicle, the key transmits an electronic code to the vehicle. The engine will only start if the code in the transponder chip inside the key/fob matches the code in the vehicle's immobilizer. Because the transponder chip is embedded in the key/fob, it can be costly to replace. If you lose a key or fob, your Toyota dealer can help. Alternatively, you can find a qualified independent locksmith to perform high-security key services by consulting your local Yellow Pages or by contacting [www.aloa.org](http://www.aloa.org). **34.** Do not rely exclusively on the Rear Cross-Traffic Alert system. Always look over your shoulder and use your mirrors to confirm rear clearance. There are limitations to the function, detection and range of the system. See *Owner's Manual* for additional limitations and details. **35.** Hill Start Assist Control is designed to help minimize backward rolling on steep ascents. It is not a substitute for safe driving judgment and practices. Factors including speed, grade, surface conditions and driver input can all affect whether HAC will be effective in preventing a loss of control. See *Owner's Manual* for additional limitations and details. **36.** Cargo and load capacity limited by weight and distribution. **37.** Before towing, confirm your vehicle and trailer are compatible, hooked up and loaded properly and that you have any necessary additional equipment. Do not exceed any Weight Ratings and follow all instructions in your *Owner's Manual*. The maximum you can tow depends on base curb weight plus the total weight of any cargo, occupants, and added vehicle equipment. "Added vehicle equipment" includes additional standard/optional equipment and accessories added by the manufacturer, dealers, and/or vehicle owners. The only way to be certain of your vehicle's exact curb weight is to weigh your vehicle without passengers or cargo. **38.** 2019 EPA-estimated mileage. Actual mileage will vary. **39.** Extra-cost color. **40.** The available R-Code adds differentiation with a black- or white-painted roof and side mirrors. **41.** This floor mat was designed specifically for use in your model and model year vehicle and SHOULD NOT be used in any other vehicle. To avoid potential interference with pedal operation, each mat must be secured with its fasteners. Do not install a floor mat on top of an existing floor mat. **42.** The Toyota Genuine Accessory Warranty will only apply when the installation is performed by a trained Toyota-approved installer. Please see dealer for details. **43.** The universal tablet holder is intended for passengers only. Drivers should always be sure to obey traffic regulations and maintain awareness of the road and traffic conditions at all times. Use of aftermarket accessories may pose an increased risk of injury to occupants in the event of an accident. Tablet sold separately. **44.** iPod® and iPhone® are registered trademarks of Apple Inc. All rights reserved.

## CARS BUILT FOR THE WAY YOU LIVE

At Toyota, we build cars for how you live. From building advanced safety features designed to help prevent crashes to driving cross-country to understand how we can make your driving experience better, our work starts with understanding your needs. Building cars for how you live also means thinking about tomorrow — from fuel efficiency and environmental innovations, to things beyond cars, like a bicycle that you can control with your mind. And because what we learn building cars can help improve lives in other places, we do things like help communities rebuild their homes quickly after a disaster and work with soup kitchens to help them serve more people faster. Toyota. Built for how you live. Together we are going places.

Toyota strives to build vehicles to match customer interest and thus they typically are built with popular options and option packages. Not all options/packages are available separately and some may not be available in all regions of the country. See [toyota.com](http://toyota.com) for information about options/packages commonly available in your area. If you would prefer a vehicle without any or with different options, contact your dealer to check for current availability or the possibility of placing a special order.

Some vehicles are shown with available equipment. Seatbelts should be worn at all times. For details on vehicle specifications, standard features and available equipment in your area, contact your Toyota dealer. A vehicle with particular equipment may not be available at the dealership. Ask your Toyota dealer to help locate a specifically equipped vehicle.

All information presented herein is based on data available at the time of posting, is subject to change without notice and pertains specifically to mainland U.S.A. vehicles only. Prototypes shown. Actual production vehicles will vary.



For Toyota Mobility program details, go to [www.toyota.com/mobility](http://www.toyota.com/mobility) or call the Toyota Customer Assistance Center at 1-800-331-4331