



# 04 TACOMA

PreRunner Xtracab V6 shown in Impulse Red Pearl with available Color-Keyed SR5 Package and TRD Off-Road Package

THE TOUGH CHOICES START HERE:

## 04 MODEL GRADES\*

### Cabs

- Regular Cab
- Xtracab
- Double Cab

### Engines

- 2.4-liter 4-cyl.
- 2.7-liter 4-cyl.
- 3.4-liter 6-cyl.

### Option Packages

- SR5 Chrome Package
- SR5 Color-Keyed Package
- Limited Package
- TRD Off-Road Package
- Enhancement Package
- Convenience Package

\*Tacoma combinations vary with cab, engine and option packages. See Specifications for complete details.

**MODEL GRADE FEATURES**

	4x2 REG. CAB	4x2 XTRACAB	4x2 S-RUNNER	PRERUNNER REG. CAB	PRERUNNER XTRACAB	PRERUNNER DOUBLE CAB	4x4 REG. CAB	4x4 XTRACAB	4x4 DOUBLE CA
<b>Exterior</b>									
Front tow hook	—	—	—	S	S	S	S	S	S
Aerodynamic multi-reflector halogen headlamps	S	S	S	S	S	S	S	S	S
Color-keyed grille, bumpers, valance, door handles and power mirrors	—	—	S	—	—	—	—	—	—
Engine/front suspension and fuel tank skid plates	—	—	—	S	S	S	S	S	S
Mist-cycle windshield wipers	S	S	—	S	S	—	S	S	—
Tinted windshield glass	S	S	S	S	S	S	S	S	S
Tilt-out rear quarter windows	—	S	S	—	S	—	—	S	—
Black remote outside mirrors	S	S	S	S	S	S	S	S	S
Double-walled bed	S	S	S	S	S	S	S	S	S
Black-painted rear bumper	0	S	—	S	S	S	S	S	S
Front and rear mudguards	S	S	—	S	S	S <sup>1</sup>	S	S	S <sup>1</sup>
Fender flares	—	—	—	0 <sup>2</sup>	0 <sup>2</sup>	0 <sup>2</sup>	0 <sup>2</sup>	0 <sup>2</sup>	0 <sup>2</sup>
4WDemand 4-wheel drive with automatic disconnecting differential (4x4 models)	—	—	—	—	—	—	S	S	S
Locking rear differential	—	—	—	—	0 (V6)	0 (V6)	—	0 (V6)	0
Tuned exhaust with chrome-tipped tailpipe	—	—	S	—	—	—	—	—	—
Performance-tuned suspension with gas-filled Tokico shock absorbers and rear stabilizer bar	—	—	S	—	—	—	—	—	—
15" steel wheels with P205/75R15 tires	S	S	—	—	—	—	—	—	—
15" styled steel wheels with P225/75R15 tires	—	—	—	S	S	S	S	S	S
16" aluminum alloy wheels with P235/55R16 tires	0	0	S	—	—	—	—	—	—
Full-size spare tire	S	S	S	S	S	S	S	S	S
<b>Interior</b>									
Tilt-forward fabric-trimmed front bench seat with height-adjustable headrests	S	—	—	S	—	—	S	—	—
Sculpted door trim with fabric insert	S	S	S	S	S	S	S	S	S
60/40 split front bench seat with height-adjustable headrests	—	S	S	—	S	—	—	S	—
Fabric-trimmed front bucket seats with adjustable headrests and center console with dual covered storage	0	0	—	0	0	S	0	0	S
Fabric-trimmed sport seats with driver-seat power-adjustable lumbar support	—	—	S	—	—	—	—	P (V6) <sup>3</sup>	P <sup>3</sup>
60/40 split fold-down rear bench seat with outboard height-adjustable headrests	—	—	—	—	—	S	—	—	S
Full carpeting	S	S	S	S	S	S	S	S	S
Leather-wrapped tilt steering wheel and shift knob	—	—	S	—	—	P <sup>3</sup>	—	P (V6) <sup>3</sup>	P <sup>3</sup>
Orange-illuminated instrument panel with speedometer, coolant temperature/fuel-level meters and warning lights	S	S	—	S	S	—	S	S	S
Orange-illuminated instrument panel with white-faced gauges (speedometer, tachometer with LCD twin tripmeters, and coolant temperature and fuel-level meters)	—	—	S	P <sup>4</sup>	P <sup>4</sup>	P <sup>4</sup>	P <sup>4</sup>	P <sup>4</sup>	P <sup>4</sup>
AM/FM radio with four speakers	S	—	—	S	—	—	S	—	—
Deluxe 3-in-1 AM/FM Cassette/CD with six speakers (four speakers on Regular Cab models)	P <sup>4</sup>	P <sup>4</sup>	S	P <sup>4</sup>	0	0	P <sup>4</sup>	P <sup>4</sup>	P <sup>4</sup>
Dual cup holders	S	S	S	S	S	S	S	S	S
Front maplights	—	P <sup>5</sup>	S	—	P <sup>5</sup>	S	—	P <sup>5</sup>	S
Forward-facing rear jump seats with 3-point outboard seatbelts	—	S	S	—	S	—	—	S	—
Rear-seat heater ducts	—	—	—	—	—	S	—	—	S
Dual rear cup holders	—	—	—	—	—	S	—	—	S
One-Touch Hi-4 electronically controlled 4WD transfer case selector switch <sup>5</sup>	—	—	—	—	—	—	—	0 (V6)	0

S = Standard      0 = Optional      — = Not Available      P = Feature available only as part of an option package.

**4X2 MODELS**
**PRERUNNER/4X4 MODELS**


Available 15" styled steel wheel



Available 16" aluminum alloy wheel  
Standard on 4x2 S-Runner




Standard 15" styled steel wheel



Available 16" styled steel wheel



Available 16" chrome-clad styled steel wheel



Available 16" aluminum alloy wheel

<sup>1</sup>Rear mudguards only when running boards are installed.

<sup>2</sup>Color-keyed fender flares with SR5 Color-Keyed Package or Limited Package; black when offered otherwise.

<sup>3</sup>Available as part of Limited Package.

<sup>4</sup>Available on SR5 Chrome, SR5 Color-Keyed or Limited Packages.

<sup>5</sup>Requires Power Package.

**OPTIONS AND PACKAGES**

	4x2 REG. CAB	4x2 XTRACAB	4x2 S-RUNNER	PRERUNNER REG. CAB	PRERUNNER XTRACAB	PRERUNNER DOUBLE CAB	4x4 REG. CAB	4x4 XTRACAB	4x4 DOUBLE CA
<b>Package Availability</b>									
SR5 Chrome Package — includes chrome bumpers and grille surround, defroster-linked CFC-free air conditioning, dual-fabric sun visors with mirror and visor extensions, orange-illuminated white-faced gauges (speedometer, tachometer with LCD twin tripmeters, and coolant temperature and fuel-level meters), digital clock, tilt steering wheel, washer-linked variable intermittent windshield wipers and Deluxe AM/FM Cassette/CD with four speakers (Regular Cab) or six speakers (Xtracab and Double Cab)	0	0	–	0	0	0	0	0	0
SR5 Color-Keyed Package <sup>6</sup> — includes all SR5 Chrome Package contents, with color-keyed bumpers and grille surround in place of chrome bumpers and grille surround; color-keyed door handles; color-keyed remote mirrors are included on 4x2 models, available on PreRunner and 4x4 models	0	0	–	0	0	0	0	0	0
Limited Package <sup>7</sup> — includes color-keyed front bumper and fender flares; chrome grille surround, door handles, power remote outside mirrors and rear bumper; sliding rear window with privacy glass; dual-fabric sun visors with mirror and visor extensions; orange-illuminated white-faced gauges (speedometer, tachometer with LCD twin tripmeters, and coolant temperature and fuel-level meters); power windows, door locks with remote keyless entry; leather-trimmed tilt steering wheel; leather-trimmed shift knob (manual transmission only); washer-linked variable intermittent windshield wipers; cruise control; defroster-linked CFC-free air conditioning; fabric-trimmed sport seats with driver's power-adjustable lumbar support; and Deluxe 3-in-1 AM/FM Cassette/CD with six speakers	–	–	–	–	–	0 (V6)	–	0 (V6)	0
TRD Off-Road Package — includes off-road-tuned suspension with Bilstein <sup>8</sup> high-pressure gas shocks, P265/70R16 BFGoodrich tires with solid white lettering on 16" 5-spoke aluminum alloy wheels, locking rear differential, <sup>9</sup> fender flares <sup>2</sup> and TRD graphics	–	–	–	–	0	0	–	0 (V6)	0
Enhancement Package — includes defroster-linked CFC-free air conditioning, AM/FM Cassette with four speakers (on Regular Cab models only); 4x2 models also include P225/75R15 tires on 15" styled steel wheels and black-painted rear bumper	0	0	–	0	–	–	0	–	–
Convenience Package — includes power outside mirrors, windows and door locks with remote keyless entry system; door-trimmed fabric; cruise control; and sliding rear window with privacy glass	–	0	–	–	0	0	–	0	0
Power Package — includes power windows and door locks with remote keyless entry (black power mirrors included on PreRunner and 4x4 models)	0	0	S	0	0	0	0	0	0
<b>Additional Options</b>									
15" styled steel wheels with P205/75R15 tires	0	0	–	–	–	–	–	–	–
16" styled steel wheels and fender flares <sup>2</sup> with P265/70R16 tires	–	–	–	0	0	0	0	0	0
16" chrome-clad styled steel wheels and fender flares <sup>2</sup> with P265/70R16 tires	–	–	–	0	0	0	0	0	0
16" aluminum alloy wheels with P235/55R16 tires	0	0	S	–	–	–	–	–	–
16" aluminum alloy wheels and fender flares <sup>2</sup> with P265/70R16 tires	–	–	–	0	0	0	0	0	0
Cruise control	0	0	0	0	0	0	0	0	0
Tilt steering wheel with washer-linked variable intermittent windshield wipers	0	0	S	0	0	S	0	0	S
Deluxe AM/FM Cassette with four speakers	0	–	–	0	–	–	0	–	–
Tachometer	P <sup>4</sup>	P <sup>4</sup>	S	0	0	S	0	0	S
Defroster-linked CFC-free air conditioning	0	0	S	0	0	0	0	0	0
Rear seatback cargo net	–	–	–	–	–	0	–	–	0
Running boards	–	–	–	–	–	0	–	–	0
Sliding rear window <sup>10</sup>	0	0	S	0	0	0	0	0	0

<sup>2</sup>Color-keyed fender flares with SR5 Color-Keyed Package or Limited Package; black when offered otherwise.

<sup>4</sup>Available on SR5 Chrome, SR5 Color-Keyed or Limited Packages.

<sup>6</sup>Available in Lunar Mist, Black Sand Pearl, Radiant Red and Impulse Red only.

<sup>7</sup>Available in Lunar Mist, Black Sand Pearl and Impulse Red only.

<sup>8</sup>Tokico shocks in place of Bilstein shocks on Double Cab models.




<sup>9</sup>Not available on 4-cylinder PreRunner models.




<sup>10</sup>With privacy glass on Xtracab and Double Cab models.

1-800-GO-TOYOTA

Have you logged 100,000, 200,000 or more miles on your Toyota with the original engine, transmission and drivetrain? If you have, give us a call at 1-800-GO-TOYOTA and tell us your story. [toyota.com](http://toyota.com)

©2002 Toyota Motor Sales, U.S.A., Inc.

**COLORS**

 Super White<sup>2,3,4</sup> with Charcoal or Oak interior

 Lunar Mist Metallic<sup>2</sup> with Charcoal interior

 Mystic Gold Metallic<sup>2,3,4</sup> with Charcoal or Oak interior

 Radiant Red<sup>4</sup> with Charcoal or Oak interior

 Impulse Red Pearl<sup>2</sup> with Charcoal or Oak interior

 Imperial Jade Mica<sup>2,3,4</sup> with Charcoal or Oak interior


Black Sand Pearl with Charcoal or Oak interior

<sup>2</sup>Not available on S-Runner.

<sup>3</sup>Not available with SR5 Color-Keyed Package.

<sup>4</sup>Not available with Limited Package.

**TOWING AND PAYLOAD (LBS.)**

	<b>Regular Cab</b>	<b>Xtracab</b>	<b>S-Runner V6</b>	<b>Xtracab V6</b>	<b>Double Cab</b>	<b>Double Cab V6</b>
Standard/Maximum trailer weight <sup>6</sup>	3,500/3,500	3,500/3,500	3,500/3,500	3,500/5,000 <sup>7</sup>	3,500/3,500	3,500/5,000 <sup>7</sup>
Standard/Maximum tongue load	350/350	350/350	350	350/500 <sup>7</sup>	350/350	350/500 <sup>7</sup>
Gross Combined Weight Rating (GCWR)						
4x2	6,700	6,700	6,800	NA	NA	NA
PreRunner	7,400	7,400	NA	9,000	7,400	9,000
4x4	7,400	7,400	NA	9,000	7,400	9,000
Payload <sup>5</sup> (man./auto.)						
4x2	1,500/1,480	1,550/1,530	1,375	NA	NA	NA
PreRunner	NA/2,005	NA/1,830	NA	NA/1,745	NA/1,670	NA/1,625
4x4	1,810/1,780	1,630/1,600	NA	1,585/1,560	NA	NA/1,395

<sup>5</sup>Includes the weight of occupants, available equipment and cargo; limited by weight distribution.

<sup>6</sup>Before towing, confirm your vehicle and trailer are compatible, hooked up properly and you have all necessary additional equipment. Do not exceed any Weight Ratings and review all instructions and cautions from your trailer hitch manufacturer and Toyota vehicle Owner's Manual. Note that the maximum amount you can tow depends on the total weight of any cargo, occupants and available equipment in the vehicle.

<sup>7</sup>Requires available 5,000-lb. Tow Package with Class III tow hitch.

Toyota Tacomas are designed to meet most off-road driving requirements. Abusive use may result in bodily harm or damage. Toyota encourages responsible operation to protect you, your vehicle and the environment.

Some vehicles are shown with available equipment. Seatbelts should be worn at all times. Please do not allow passengers to ride in the cargo area. Towing hitch receivers/ball mount kits are not intended to provide crash protection. age. Toyota encourages responsible operation to protect you, your vehicle and the environment.

Some vehicles are shown with available equipment. Seatbelts should be worn at all times. Please do not allow passengers to ride in the cargo area. Towing hitch receivers/ball mount kits are not intended to provide crash protection.

For details on vehicle specifications, standard features and available equipment in your area, contact your Toyota dealer. A vehicle with particular equipment may not be available at the dealership. Ask your Toyota dealer to help locate a specifically equipped vehicle.

All information presented herein is based on data available at the time of printing, is subject to change without notice and pertains specifically to mainland U.S.A. vehicles only (may differ in the state of Hawaii, Puerto Rico, the U.S. Virgin Islands and in other regions).

**SPECIFICATIONS**

	4x2 S-Runner	4x2 Regular Cab	4x2 Xtracab	PreRunner Double Cab	PreRunner Regular Cab	PreRunner Xtracab	4x4 Double Cab	4x4	4x4
<b>Mechanical/Performance</b>									
<b>Engine</b>									
2.4-liter DOHC EFI 4-cylinder 142 hp @ 5,000 rpm 160 lb.-ft. @ 4,000 rpm	S	S	NA	NA	NA	NA	NA	NA	NA
2.7-liter DOHC EFI 4-cylinder 150 hp @ 4,800 rpm 177 lb.-ft. @ 4,000 rpm	NA	NA	NA	S	S	S	S	S	NA
3.4-liter DOHC EFI V6 190 hp @ 4,800 rpm 220 lb.-ft. @ 3,600 rpm	NA	NA	S	NA	A	A	NA	A	S
<b>Transmission</b>									
5-speed manual with overdrive	S	S	S	NA	NA	NA	S	S	NA
4-speed automatic with overdrive	A	A	NA	NA	NA	NA	NA	NA	NA
4-speed electronically controlled automatic transmission with overdrive	NA	NA	NA	S	S	S	A	A	S
<b>Body construction</b> Welded steel cab and double-walled bed; ladder frame									
<b>Suspension</b> Coil-spring double-wishbone independent front suspension with stabilizer bar and gas shock absorbers <sup>1</sup> ; leaf spring rear suspension with staggered gas shock absorbers <sup>1</sup>									
<b>Steering</b> Power-assisted rack-and-pinion									
Turning circle diameter (ft.)	36.7	41.7	41.7	34.4	40.0	40.0	34.4	40.0	40.0
<b>Brakes</b> 4-wheel Anti-lock Brakes (ABS) with power-assisted ventilated front disc/rear drum with tandem booster and rear load-sensing proportioning valve (LSPV) — standard on all models									
<b>Axle ratios</b>									
Manual	3.58:1	3.58:1	3.15:1	NA	(4 cyl.)/(V6) NA/NA	(4 cyl.)/(V6) NA/NA	3.91:1	3.91:1/3.91:1	NA
Automatic	3.73:1	3.73:1	NA	3.91:1	4.10:1/3.91:1	3.91:1/3.91:1	4.10:1	4.10:1/3.91:1	3.91:1
with locking rear differential	NA	NA	NA	4.30:1	NA/4.10:1	NA/4.10:1	NA	NA/4.10:1	NA/4.10:1
<b>Exterior Dimensions (IN.)</b>									
Overall height/with available tires	64.1/63.7	63.5/63.1	62.5/NA	67.7/68.8	67.5/68.9	67.5/68.7	67.7/68.8	67.5/68.9	67.5/68.7
Overall width	66.5	66.5	66.5	66.5	66.5	70.3	66.5	66.5	70.3
Overall length with rear bumper	184.4	202.9	202.9	184.4	202.9	202.9	184.4	202.9	202.9
Wheelbase	103.3	121.9	121.9	103.3	121.9	121.9	103.3	121.9	121.9
Track (front/rear)	57.1/57.3	57.1/57.3	57.1/57.3	57.5/57.3	57.5/57.3	57.5/57.3	57.5/57.3	57.5/57.3	57.5/57.3
with available tires	57.1/57.3	57.1/57.3	NA	59.1/58.9	59.1/58.9	59.1/58.9	59.1/58.9	59.1/58.9	59.1/58.9
Bed length/height	74.5/15.9	74.5/15.9	74.5/15.9	74.5/15.9	74.5/15.9	61.5/15.9	74.5/15.9	74.5/15.9	61.5/15.9
Bed width/between wheelwells	57.9/40.9	57.9/40.9	57.9/40.9	57.9/40.9	57.9/40.9	57.9/40.9	57.9/40.9	57.9/40.9	57.9/40.9
<b>Interior dimensions front/rear (IN.)</b>									
Head room	38.5/NA	38.7/34.8	38.7/34.8	38.5/NA	38.7/34.8	38.8/37.7	38.5/NA	38.7/34.8	38.8/37.7
Shoulder room	53.9/NA	53.9/52.3	53.9/52.3	53.9/NA	53.9/52.3	53.9/53.5	53.9/NA	53.9/52.3	53.9/53.5
Hip room	49.4/NA	49.6/48.8	49.6/48.8	49.4/NA	49.6/48.8	49.6/50.8	49.4/NA	49.6/48.8	49.6/50.8
Leg room	41.7/NA	42.8/27.2	42.8/27.2	41.7/NA	42.8/27.2	42.8/33.7	41.7/NA	42.8/27.2	42.8/33.7
Seating capacity	3	5	5	3	5	5	3	5	5
<b>Off-Highway</b>									
Approach/departure angle	24°/28°	24°/26°	23°/19°	32°/24°	32°/24°	30°/23°	32°/24°	32°/24°	30°/23°
with available tires	23°/20°	23°/19°	NA	35°/26°	35°/26°	33°/25°	35°/26°	35°/26°	33°/25°
<b>Minimum running</b>									
ground clearance (in.)	8.5	8.5	7.6	11.0	10.8	10.0	11.0	10.8	10.0
with available tires (in.)	8.1	8.1	NA	12.0	12.0	11.2	12.0	12.0	11.2
4x4 transfer case ratios (high/low)	NA	NA	NA	NA	NA	NA	1.00:1/2.57:1	1.00:1/2.57:1	1.00:1/2.57:1
<b>Weights and Capacities</b>									
<b>Curb weight (lbs.) man./auto.</b>									
4-cylinder	2,750/2,770	2,950/2,970	NA	NA/3,095	NA/3,270	NA/3,430	3,290/3,320	3,470/3,500	NA
V6	NA	NA	NA	3,125/NA	NA	NA/3,355	NA/3,475	NA	3,515/3,540
NA/3,705									
<b>Gross Vehicle Weight</b>									
Rating — GVWR (lbs.)	4,250	4,500	4,500	5,100	5,100	5,100	5,100	5,100	5,100
<b>Payload<sup>2</sup> man./auto. (lbs.)</b>									
4-cylinder	1,500/1,480	1,550/1,530	NA	NA/2,005	NA/1,830	NA/1,670	1,810/1,780	1,630/1,600	NA
V6	NA	NA	NA	1,375/NA	NA	NA/1,745	NA/1,625	NA	1,585/1,560
NA/1,395									
<b>Fuel tank (gal.)</b>									
	15.8	15.8	15.8	18.5	18.5	18.5	18.5	18.5	18.5
<b>Tires</b>									
Size — Standard	P205/75R15	P205/75R15	P235/55R16	P225/75R15	P225/75R15	P225/75R15	P225/75R15	P225/75R15	P225/75R15
— Available	P235/55R16	P235/55R16	NA	P265/70R16	P265/70R16	P265/70R16	P265/70R16	P265/70R16	P265/70R16
Type	All-Season	All-Season	Mud-and-Snow-rated	Mud-and-Snow-rated	Mud-and-Snow-rated	Mud-and-Snow-rated	Mud-and-Snow-rated	Mud-and-Snow-rated	Mud-and-Snow-rated
<b>Mileage Estimates (MPG City/Highway)<sup>3</sup></b>									
<b>5-speed manual</b>									
4-cylinder	22/25	22/25	NA	NA	NA	NA	18/21	18/21	NA
V6	NA	NA	18/22	NA	NA	NA	NA	17/19	NA
<b>4-speed automatic</b>									
4-cylinder	22/25	22/25	NA	19/22	19/22	19/22	18/21	18/21	NA
V6	NA	NA	NA	NA	17/19	17/19	NA	17/19	17/19

§ = Standard A = Available NA = Not Available  
<sup>1</sup>Hydraulic shock absorbers on 4-cylinder models.

<sup>2</sup>Includes the weight of occupants, available equipment and cargo, limited by weight distribution.

<sup>3</sup>2004 preliminary mileage estimates determined by Toyota. EPA mileage estimates not available at time of printing. Actual mileage may vary